

From: Carlos Peraro, CPC
To: Harold Brackeen, State of Hawaii, Homeless Programs Administrator
Brandee Menino, BTG Chair; Jon Berliner, PIC Chair; Jen Stasch, PIC Director
Date: December 18, 2017
Re: November 2017 HMIS Monitoring Reports

Attached for your review and dissemination to Continuum agencies is the November 2017 HMIS monitoring report. Below are brief highlights from the attached reports.

- 1) End of month, November 2017 Census summary by Continuum and Statewide (pp. 2-7)
 - ES census decreased for both CoCs; TH facilities census decreased for Oahu and remained steady for Neighbor Islands (NI), resulting in an overall decrease from 3,277 to 3,240.
 - The total “vacant beds” when compared to the HIC capacity totaled 559.
 - Statewide Active Outreach clients totaled 1,900 including 1,365 on Oahu and 535 on the Neighbor Islands. Outreach clients decreased for both CoCs relative to October 2017.
 - 35 programs on Oahu and 27 programs on the Neighbor Islands had utilization rates of less than 85% or greater than 110%. These programs are marked in red.
- 2) Consent report for November 2017 (pp. 8-19)
 - Reporting expanded consent analysis to include all active clients and VISPDAT sharing rates.
 - VI-SPDAT Assessments completed during Nov. 2017: Consent to share data rates for Neighbor Islands and Oahu programs was 77% and 87% respectively.
 - BNL Reports: Consent to share rates as of 12/17/2017 were 61% Statewide; and 56% for Oahu families and singles. NI family and singles rates ranged from 71% (Maui Family) to 94% (Kauai Family).
 - For adult intakes completed in Nov (n=1,004), the statewide consent to share rate increased to 91% from 84% in October, representing a significant increase relative to Jan 2017 (55%), and the highest it has been over that 11-month time span.
 - Consent rates improved for Outreach programs (84%) as compared to October (72%).
 - Ten programs had consent rates below 80%. These programs are highlighted in RED (pp. 12-14).
 - Pages 15-19 display consent rates for all active clients during Nov.
- 3) Length of Stay by Agency and Program for clients exiting during November 2017 (pp. 20-23)
 - The average LOS for all programs was 131 days (representing 914 exits). October’s LOS for was significantly higher (283 days) due to the clients processed as a group from several closed programs. November’s average LOS is slightly higher than September’s LOS (123 days).
 - Overall, Outreach and ES LOS were shortest (74 and 75 days). PSH and TH LOS were the longest (1,039 and 259 days). Oahu (147 days) and Hawaii (141 days) averaged the highest LOS, followed by Kauai (92 days) and Maui (81 days).
 - ES LOS ranged from 51 days on Hawaii to 80 days on Oahu. TH LOS ranged from 117 days on Maui to 466 days on Hawaii.
- 4) Timeliness (entries and exits) during November 2017 (pp. 24-30)
 - Intake timeliness decreased slightly to 3.47 average days from 3.82 average days in October.
 - 32 programs (highlighted in RED) averaged 5 or more days to enter intakes, an increase of 1 program compared to October.
 - Exit timeliness decreased to 2.81 from 4.07 days in October.
 - 22 programs (highlighted in RED) averaged 5 or more days to enter exits, a decrease of 13 programs compared to October.

HMIS Census Report -November 30, 2017
Oahu and Neighbor Islands - HIC Facilities

Summary of Monthly HMIS Shelter Census Counts

December 31, 2016 - November 30, 2017

HI-501 Oahu Census Summary

	Emerg	Trans	Total HUD Homeless	HIC Openings	PH	HIC Openings	Veterans - ES/TH
December 31, 2016	1215	1532	2747	522	954	37	254
January 31, 2017	1243	1569	2812	552	1064	39	256
February 28, 2017	1149	1484	2633	684	1083	42	234
March 31, 2017	1158	1446	2604	NA	1130	NA	235
April 30, 2017	1018	1340	2358	734	1046	100	205
May 31, 2017	1024	1451	2475	551	1094	70	249
June 30, 2017	1077	1297	2374	594	1147	119	247
July 31, 2017	1100	1286	2386	268	1164	109	246
August 31, 2017	1162	1286	2434	236	1152	115	254
September 30, 2017	1175	1338	2513	209	1110	49	245
October 31, 2017	1197	1305	2502	226	1127	46	247
November 30, 2017	1192	1288	2480	254	1119	51	241

**Decrease in September 2017 HIC Openings is primarily a result of PH program that closed*

HI-500 Balance of State Census Summary

	Emerg	Trans	Total HUD Homeless	HIC Openings	PH	HIC Openings	Veterans - ES/TH
December 31, 2016	333	433	766	135	201	50	35
January 31, 2017	320	428	748	151	199	52	38
February 28, 2017	262	445	707	158	191	52	28
March 31, 2017	281	484	765	NA	217	NA	30
April 30, 2017	227	418	645	321	183	96	29
May 31, 2017	321	430	751	235	218	70	35
June 30, 2017	359	430	789	180	222	71	43
July 31, 2017	398	398	796	203	212	69	39
August 31, 2017	427	363	790	248	216	66	35
September 30, 2017	450	333	783	280	304	132	35
October 31, 2017	483	292	775	307	314	128	44
November 30, 2017	467	293	760	305	330	125	34

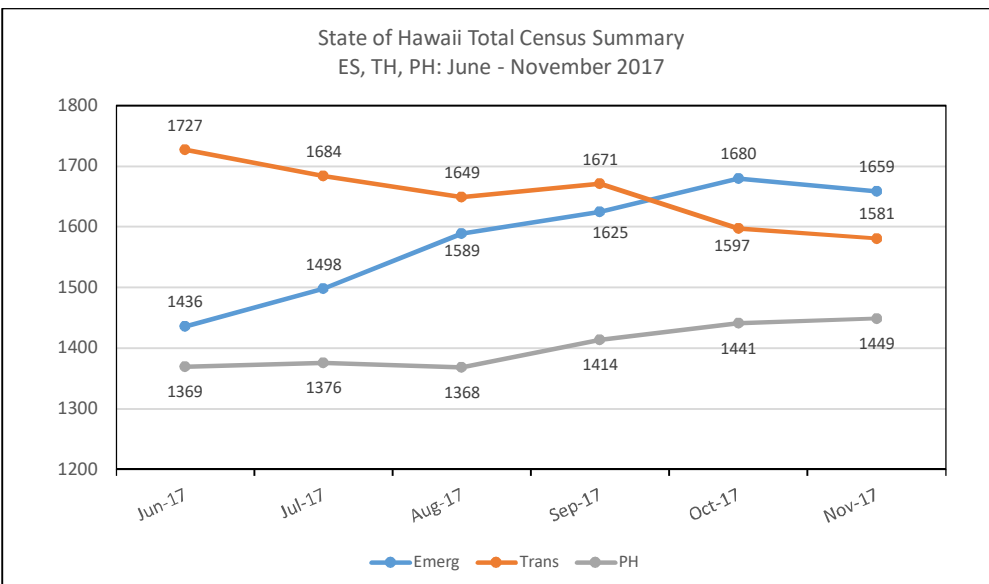
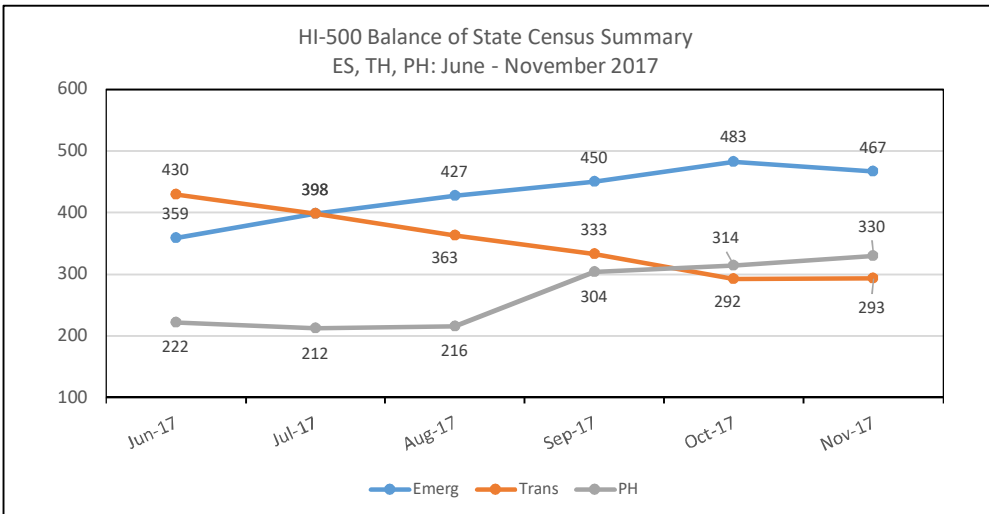
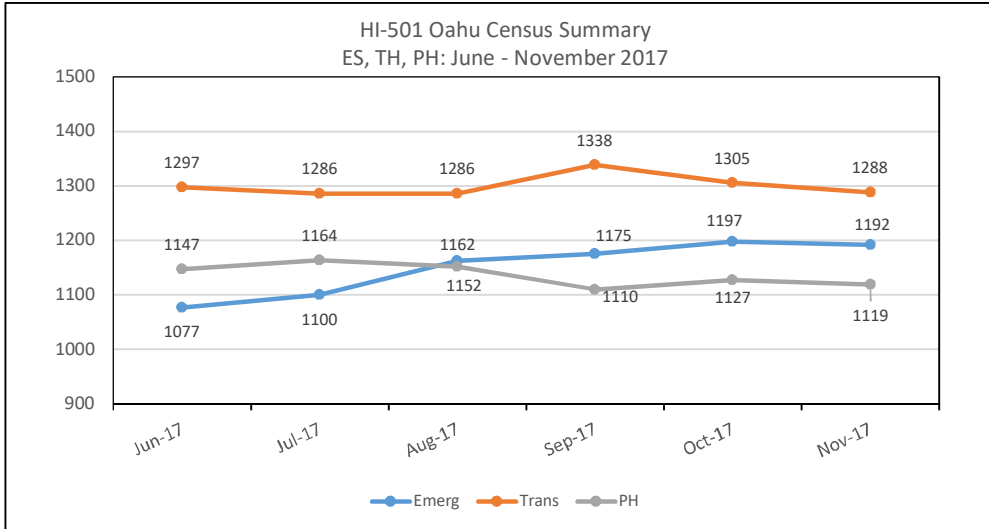
**Increase in September 2017 HIC Openings is primarily a result of new PH programs that opened*

State of Hawaii Total Census Summary

	Emerg	Trans	Total HUD Homeless	HIC Openings	PH	HIC Openings	Veterans - ES/TH
December 31, 2016	1548	1965	3513	657	1155	87	289
January 31, 2017	1563	1997	3560	703	1263	91	294
February 28, 2017	1411	1929	3340	842	1274	94	262
March 31, 2017	1439	1930	3369	NA	1347	NA	265
April 30, 2017	1245	1758	3003	1055	1229	196	234
May 31, 2017	1345	1881	3226	786	1312	140	284
June 30, 2017	1436	1727	3163	774	1369	190	290
July 31, 2017	1498	1684	3182	471	1376	178	285
August 31, 2017	1589	1649	3238	484	1368	181	289
September 30, 2017	1625	1671	3296	489	1414	181	280
October 31, 2017	1680	1597	3277	533	1441	174	291
November 30, 2017	1659	1581	3240	559	1449	176	275

HMIS Census Report -November 30, 2017
Oahu and Neighbor Islands - HIC Facilities

Summary of Monthly HMIS Shelter Census Counts



Census Report - November 30, 2017
Oahu - HIC Facilities

Proj. Type	Organization Name	Project Name	HIC Beds	Census on 11/30	% HIC Beds	Technical Openings	Veterans
ES	Child and Family Service	CFS - Honolulu Shelter	33	SP	NR	NR	SP
ES	Child and Family Service	CFS - Leeward Shelter	27	SP	NR	NR	SP
ES	Catholic Charities Hawaii	CCH - Kakaako Family Assessment Center	50	30	60%	20	1
ES	Family Promise of Hawaii	FPH - Honolulu Family Center	14	12	86%	2	0
ES	Family Promise of Hawaii	FPH - Windward Family Center	14	14	100%	0	0
ES	Hale Kipa Inc.	HKIPA - Boys BCP ES	8	1	13%	7	0
ES	Hale Kipa Inc.	HKIPA - Girls BCP ES	8	0	0%	8	0
ES	IHS Institute for Human Services	IHS - Behavioral Health ES	9	9	100%	0	1
ES	IHS Institute for Human Services	IHS - Hale Mauiola Program (Sand Island TH)	83	79	95%	4	3
ES	IHS Institute for Human Services	IHS - Kaaahi Families Shelter ES	100	91	91%	9	0
ES	IHS Institute for Human Services	IHS - Kaaahi Women ES	66	96	145%	0	2
ES	IHS Institute for Human Services	IHS - Sumner Men's Shelter	166	223	134%	0	46
ES	IHS Institute for Human Services	IHS - Tutu Bert's House (Med Respite ES)	24	25	104%	0	5
ES	Kealahou West Oahu	KWO - Hope for a New Beginning (Onelauena)	244	177	73%	67	4
ES	Parents and Children Together	PACT - Ohia Shelter	21	SP	NR	NR	SP
ES	Shelter of Wisdom	SOW - Great Joy 1	8	6	75%	2	1
ES	Shelter of Wisdom	SOW - Great Joy 2	9	8	89%	1	0
ES	Shelter of Wisdom	SOW - Great Joy 3	10	9	90%	1	2
ES	Shelter of Wisdom	SOW - Great Joy 4	6	6	100%	0	0
ES	Shelter of Wisdom	SOW - Hearts of Joy 1	9	3	33%	6	0
ES	Shelter of Wisdom	SOW - Hearts of Joy 2	13	14	108%	0	3
ES	Shelter of Wisdom	SOW - Streams of Joy 1	6	7	117%	0	2
ES	Shelter of Wisdom	SOW - Streams of Joy 2	9	8	89%	1	2
ES	U.S. Veterans Initiative	USVETS - BP Ewa HOPTEL	5	2	40%	3	2
ES	U.S. Veterans Initiative	USVETS - BP Pearl City HOPTEL	5	4	80%	1	4
ES	U.S. Veterans Initiative	USVETS - BP Pearl City Seniors HOPTEL	5	4	80%	1	4
ES	U.S. Veterans Initiative	USVETS - BP Respite Beds Barbers Point	10	8	80%	2	8
ES	U.S. Veterans Initiative	USVETS - WCC Emergency	191	211	110%	0	11
ES	U.S. Veterans Initiative	USVETS - WCC HOPTEL	5	5	100%	0	5
ES	Waikiki Health Center	WHC - Next Step Emergency Shelter	150	140	93%	10	7
ES	Windward Spouse Abuse Shelter	WSAS - Hale Ola	18	SP	NR	NR	NR
	Subtotal Emergency Shelter		1227	1192	97%	145	113
TH	Alternative Structures Int't	ASI - Ohana Ola O Kahumana	240	239	100%	1	6
TH	Alternative Structures Int't	ASI - Ulu Ke Kukui (Villages of Maili)	315	300	95%	15	0
TH	Catholic Charities Hawaii	CCH - Ma`ili Land TH	54	47	87%	7	0
TH	Child and Family Service	CFS - Transitional Apartments	40	NR	NR	NR	NR
TH	Gregory House Programs	GHP - Community Residential Program	15	15	100%	0	5
TH	Gregory House Programs	GHP - HOPWA Gregory House (Competitive TH)	11	11	100%	0	1
TH	Hale Kipa Inc.	HKIPA - Apana Women's Shelter	5	2	40%	3	0
TH	Hale Kipa Inc.	HKIPA - Maka`aloa Men's TLP	4	2	50%	2	0
TH	Ho`omau Ke Ola	HKO - Lahilahi	10	7	70%	3	0
TH	Holomua Na`Ohana	HNO - Weinberg Village Waimanalo	120	131	109%	0	0
TH	Honolulu Community Action Prog	HCAP - Kumuhonua	68	87	128%	0	15
TH	Housing Solutions Inc.	HSI - Kulaokahua (TH for the elderly)	29	29	100%	0	1
TH	Housing Solutions Inc.	HSI - Na Kolea (TH for working singles)	64	59	92%	5	2
TH	Kealahou West Oahu	KWO - Onemalu Transitional Shelter	144	162	113%	0	2
TH	Parents and Children Together	PACT - Lehua	8	NR	NR	NR	NR
TH	The Salvation Army ATS	SARMY - Ka Oahu Hou O Manoa	30	21	70%	9	0
TH	The Salvation Army FTS	SARMY - Oahu ATS Program - Waokanaka	9	9	100%	0	0
TH	The Salvation Army	SARMY - Pathway of Hope	24	2	8%	22	0
TH	Steadfast Housing Dev Corp	SHDC - Ahukini	5	4	80%	1	0
TH	Steadfast Housing Dev Corp	SHDC - Hale Ulu Pono - Transitional Housing	10	4	40%	6	1
TH	U.S. Veterans Initiative	USVETS - BP GPD Bridge Housing	44	20	45%	24	20
TH	U.S. Veterans Initiative	USVETS - BP GPD Clinical Treatment	30	32	107%	0	32
TH	U.S. Veterans Initiative	USVETS - BP GPD Low Demand	36	42	117%	0	42
TH	U.S. Veterans Initiative	USVETS - WCC Transitional	11	0	0%	11	0
TH	Windward Spouse Abuse Shelter	WSAS - Imua	1	NR	NR	NR	NR
TH	Women in Need	WIN - Bridge To Success Halawa	13	32	246%	0	1
TH	Women in Need	WIN - Family House - Aiea	30	31	103%	0	0
	Subtotal Transitional Housing		1323	1288	97%	109	128
PSH	Gregory House Programs	GHP - HOPWA Formula TBRA (City)	33	28	85%	5	7
PSH	Gregory House Programs	GHP - HOPWA SPNS Competitive PSH TBRA	48	40	83%	8	4
PSH	Gregory House Programs	GHP - S+C CoC Program TBRA	47	48	102%	0	3
PSH	IHS Institute for Human Services	IHS - City FY15 Housing First PSH	177	183	103%	0	5
PSH	IHS Institute for Human Services	IHS - New PSH 2013 (CoC funded)	33	32	97%	1	1

Census Report - November 30, 2017
Oahu - HIC Facilities

Proj. Type	Organization Name	Project Name	HIC Beds	Census on 11/30	% HIC Beds	Technical Openings	Veterans
PSH	IHS Institute for Human Services	IHS - SPC Home at Last 2010	80	84	105%	0	15
PSH	IHS Institute for Human Services	IHS - SPC Home Sweet Home	12	18	150%	0	1
PSH	IHS Institute for Human Services	IHS - SPC Home Sweet Home II	7	10	143%	0	0
PSH	IHS Institute for Human Services	IHS - SPC No Place Like Home	17	16	94%	1	1
PSH	Kalihi-Palama Health Center	KPHC - New Beginnings	175	186	106%	0	11
PSH	Mental Health Kokua	MHK - Safe Haven	25	23	92%	2	2
PSH	Steadfast Housing Dev Corp	SHDC - Headway House/Hale Ulu Pono	40	32	80%	8	3
PSH	Steadfast Housing Dev Corp	SHDC - Kaukama	5	4	80%	1	0
PSH	Steadfast Housing Dev Corp	SHDC - Komo Mai	5	4	80%	1	1
PSH	Steadfast Housing Dev Corp	SHDC - Shelter Plus Care 1	150	144	96%	6	9
PSH	U.S. Veterans Initiative	USVETS - PB Housing First PSH	116	100	86%	16	19
PSH	U.S. Veterans Initiative	USVETS - BP Permanent Supportive Housing	13	11	85%	2	11
PSH	U.S. Veterans Initiative	USVETS - BP PH2 CHAMPS VET FAMILIES	32	36	113%	0	18
PSH	U.S. Veterans Initiative	USVETS - WCC Housing First Increment II (CoC)	100	120	120%	0	7
	Subtotal Permanent Housing		1115	1119	100%	51	118
RRH	Alternative Structures Int't	ASI - HPO Rapid Re-Housing	NA	148	NA	NA	0
RRH	Catholic Charities Hawaii	CCH - ESG Rapid Re-housing	NA	4	NA	NA	0
RRH	Catholic Charities Hawaii	CCH - HPP Rapid Re-housing	NA	706	NA	NA	4
RRH	Catholic Charities Hawaii	CCH - SHEG Oahu Rapid Re-Housing	NA	12	NA	NA	2
RRH	Catholic Charities Hawaii	CCH - SSVF Priority 1 Rapid Rehousing	NA	72	NA	NA	57
RRH	Honolulu Community Action Prog	HCAP - HPO RRH Rapid Re-Housing	NA	12	NA	NA	2
RRH	IHS Institute for Human Services	IHS - ESG Rapid Re-housing	NA	39	NA	NA	3
RRH	IHS Institute for Human Services	IHS - HOMES Clean & Sober	NA	26	NA	NA	1
RRH	IHS Institute for Human Services	IHS - HPO Rapid Re-Housing	NA	60	NA	NA	2
RRH	IHS Institute for Human Services	IHS - HPP Rapid Re-housing	NA	249	NA	NA	1
RRH	IHS Institute for Human Services	IHS - New Youth Rapid Re-Housing 2016 (NYRRH 2016)	NA	10	NA	NA	0
RRH	IHS Institute for Human Services	IHS - RRH Bridge Funding (AUW FY2017)	NA	29	NA	NA	0
RRH	Kalihi-Palama Health Center	KPHC - ESG Rapid Re-housing	NA	21	NA	NA	0
RRH	The Salvation Army	SARMY - FSO HPO Rapid Re-Housing	NA	22	NA	NA	0
RRH	U.S. Veterans Initiative	USVETS - SSVF Priority 1 Rapid Re-housing	NA	21	NA	NA	16
RRH	U.S. Veterans Initiative	USVETS - WCC ESG Rapid Re-housing	NA	47	NA	NA	4
RRH	U.S. Veterans Initiative	USVETS - WCC ESG Rapid Re-Housing 2017	NA	7	NA	NA	2
RRH	U.S. Veterans Initiative	USVETS - WCC HPO Rapid Re-Housing	NA	50	NA	NA	1
RRH	Subtotal Rapid ReHousing			1535	NA	NA	95
	Total Emergency+Transitional		2,550	2,480	97%	254	241
	Total Permanent		1,115	1,119	100%	51	118
	TOTAL		3,665	3,599	98%	305	359

Census Report - November 30, 2017
Neighbor Islands - HIC Facilities

Project Type	Organization Name	Project Name	HIC Beds	Census on 11/30	%HIC Beds	Technical Openings	Veterans
ES	Child and Family Service	CFS - Hale Ohana	20	SP	NR	NR	NR
ES	Child and Family Service	CFS - West Hawaii Domestic Abuse Shelter	15	SP	NR	NR	NR
ES	Family Life Center	FLC - Ho'olanani	25	25	100%	0	0
ES	HOPE Services Hawaii	HOPE - East Hawaii Emergency Mens Program ES	32	32	100%	0	4
ES	HOPE Services Hawaii	HOPE - Kiheipua Emergency Shelter	44	55	125%	0	0
ES	HOPE Services Hawaii	HOPE - Ohea ES	5	3	60%	2	3
ES	HOPE Services Hawaii	HOPE - West Hawaii Emergency Housing Program	31	29	94%	2	3
ES	Kauai Economic Opportunity	KEO - Mana'olana Emergency Homeless Shelter	38	72	189%	0	5
ES	KHAKO, INC	KHAKO - Central Emergency	78	152	195%	0	3
ES	KHAKO, INC	KHAKO - Westside Emergency	68	90	132%	0	4
ES	USVETS	USVETS - Hilo HOPTEL Program	5	4	80%	1	4
ES	USVETS	USVETS - Kauai HOPTEL Program	5	5	100%	0	5
ES	Women Helping Women	WHW - Hale Lokomaikai	24	SP	NR	NR	NR
ES	YWCA of Kauai	YWCA - Family Violence Shelter	18	SP	NR	NR	NR
	Subtotal Emergency Shelters		331	467	141%	5	31
TH	Child and Family Service	CFS - Hale Kahua Pa'a	10	NR	NR	NR	NR
TH	Hawaii Affordable Properties, Inc.	HAP - Na Kahua Hale O Ulu Wini (Kaloko)	115	88	77%	27	0
TH	Hawaii Island Home for Recovery, Inc.	HIHR - Transitional Housing Project	19	17	89%	2	1
TH	HOPE Services Hawaii	HOPE - Kuleana House	7	2	29%	5	0
TH	HOPE Services Hawaii	HOPE - Wilder House	10	5	50%	5	0
TH	Kauai Economic Opportunity	KEO - Kome TH	7	7	100%	0	0
TH	Kauai Economic Opportunity	KEO - Komohana Group Home	6	3	50%	3	1
TH	Kauai Economic Opportunity	KEO - Lawehana TH	9	3	33%	6	0
TH	Kauai Economic Opportunity	KEO - Lihue Court Apartments	40	12	30%	28	0
TH	Kauai Economic Opportunity	KEO - Mana'olana Transitional Housing	24	19	79%	5	0
TH	KHAKO, INC	KHAKO - Central Transitional	193	56	29%	137	1
TH	KHAKO, INC	KHAKO - Westside Transitional	136	55	40%	81	0
TH	Salvation Army Big Island	SARMY - Big Island RHY TLP	2	1	50%	1	0
TH	Women In Need	WIN - Bridge to Success Kauai	22	25	114%	0	0
	Subtotal Transitional Housing		590	293	50%	300	3
PSH	Catholic Charities Hawaii	CCH - HPO NI Housing First (Kauai)	14	3	21%	11	2
PSH	Family Life Center	FLC - HPO NI Housing First	15	20	133%	0	1
PSH	Family Life Center	FLC - S+C 1	2	2	100%	0	0
PSH	Family Life Center	FLC - S+C 2	21	23	110%	0	3
PSH	Family Life Center	FLC - S+C 3	10	10	100%	0	0
PSH	Family Life Center	FLC - S+C 6 (Eha split)	22	33	150%	0	3
PSH	Family Life Center	FLC - S+C 7	6	7	117%	0	0
PSH	Family Life Center	FLC - S+C 8	3	3	100%	0	2
PSH	Hawaii Island Home for Recovery, Inc.	HIHR - New HIHR PSH (FY2014)	5	3	60%	2	1
PSH	Hawaii Island Home for Recovery, Inc.	HIHR - Permanent Supportive Housing	16	16	100%	0	1
PSH	Hawaii Island Home for Recovery, Inc.	HIHR - PSH 3	3	3	100%	0	0
PSH	HOPE Services Hawaii	HOPE - Continuum of Care II PSH	14	24	171%	0	2
PSH	HOPE Services Hawaii	HOPE - HPO NI Housing First	125	82	66%	43	16
PSH	HOPE Services Hawaii	HOPE - Kukui Shelter Plus Care	111	50	45%	61	6
PSH	Kauai Economic Opportunity	KEO - Pa'a Hana PSH	4	4	100%	0	1
PSH	Maui AIDS Foundation	MAF - HOPWA PSH	29	NR	NR	NR	NR
PSH	Steadfast Housing Dev Corp	SHDC - Eha Shelter Plus Care	24	26	108%	0	2
PSH	Steadfast Housing Dev Corp	SHDC - Eono Shelter Plus Care	13	6	46%	7	0
PSH	Steadfast Housing Dev Corp	SHDC - Kaahale CoC Funded (Kauai)	5	4	80%	1	0
PSH	Steadfast Housing Dev Corp	SHDC - Kaulana CoC Funded (Maui)	5	5	100%	0	0
PSH	Steadfast Housing Dev Corp	SHDC - Kulalani CoC Funded (Maui)	6	6	100%	0	0
PSH	Subtotal Permanent Supportive Housing		424	330	78%	125	40
RRH	Catholic Charities Hawaii	CCH - HPO NI RRH Rapid Re-Housing (Kauai)		2	NA	NA	0
RRH	Catholic Charities Hawaii	CCH - SHEG NI Rapid Rehousing		37	NA	NA	0
RRH	Family Life Center	FLC - ESG Kauai Rapid Re-housing		17	NA	NA	1
RRH	Family Life Center	FLC - ESG Maui Rapid Re-housing		54	NA	NA	1
RRH	Family Life Center	FLC - HPO RRH Rapid Re-Housing		43	NA	NA	4
RRH	Family Life Center	FLC - HPP Kauai Rapid Re-housing		25	NA	NA	0
RRH	Family Life Center	FLC - HPP Maui Rapid Re-housing		108	NA	NA	2
RRH	HOPE Services Hawaii	HOPE - Domestic Violence		10	NA	NA	0
RRH	HOPE Services Hawaii	HOPE - ESG Rapid Re-housing		184	NA	NA	5
RRH	HOPE Services Hawaii	HOPE - HPO RRH Rapid Re-Housing		99	NA	NA	1
RRH	HOPE Services Hawaii	HOPE - HPP Rapid Re-housing		144	NA	NA	0
RRH	Kauai Economic Opportunity	KEO - ESG Rapid Re-housing		56	NA	NA	3
RRH	U.S. Veterans Initiative	USVETS - SSVF Priority 1 Rapid Re-housing		59	NA	NA	53
RRH	U.S. Veterans Initiative	USVETS - WCC ESG Rapid Re-housing		2	NA	NA	1
	Subtotal Rapid ReHousing			840	NA	NA	71
	Total Emergency+Transitional		921	760	83%	305	34
	Total Permanent		424	330	78%	125	40
	TOTAL		1,345	1,090	81%	430	74

Outreach Program Count

Active as of November 30, 2017

Programs	CoC	Active Count	# Veterans
FLC - Maui Regions 1, 2, 3, 6 - Street Outreach (HPO)	BOS	53	5
FLC - Maui Regions 4, 5 - Street Outreach (HPO)	BOS	47	6
HOPE - Hawaii Regions 1, 8, 9, 10 - Street Outreach (HPO)	BOS	80	2
HOPE - Hawaii Regions 2, 3, 4, 5, 6, 7 - Street Outreach (HPO)	BOS	142	3
HOPE - PATH Street Outreach Program	BOS	51	1
KEO - Kauai All Regions - Street Outreach (HPO)	BOS	115	3
MHK - PATH Street Outreach Program	BOS	1	0
SARMY - Maui Homeless Outreach Program	BOS	46	3
ALEA - Street Outreach Program	Oahu	2	0
CARE - Care Hawaii AMHD Street Outreach Program	Oahu	52	3
CHOW - Oahu Region 1 - Street Outreach (HPO)	Oahu	46	3
CHOW - Oahu Region 2 - Street Outreach (HPO)	Oahu	1	0
CHOW - Oahu Region 6 - Street Outreach (HPO)	Oahu	1	0
HNP - Hale Na`au Pono AMHD Street Outreach Program	Oahu	2	0
IHS - Oahu Region 1 - Street Outreach (HPO)	Oahu	69	7
IHS - Oahu Region 2 - Street Outreach (HPO)	Oahu	192	15
IHS - Oahu Region 4 - Street Outreach (HPO)	Oahu	49	8
KPHC - Oahu Region 1 - Street Outreach (HPO)	Oahu	265	12
KPHC - Oahu Region 2 - Street Outreach (HPO)	Oahu	7	1
KPHC - Oahu Region 6 - Street Outreach (HPO)	Oahu	14	1
KPHC - PATH Street Outreach Program	Oahu	130	9
KWO - Oahu Region 7 - Street Outreach (HPO)	Oahu	68	0
MHK - Oahu Activity Center Homeless Outreach Program	Oahu	3	0
NALO - Waimanalo Health Center Street Outreach	Oahu	23	0
USVETS - BP Oahu Region 3 - Street Outreach (HPO)	Oahu	129	15
USVETS - BP Oahu Region 5 - Street Outreach (HPO)	Oahu	48	7
WCCHC - Homeless Outreach Program	Oahu	264	8
TOTAL BY CONTINUUM (may be duplicated)	Oahu	1,365	89
TOTAL BY CONTINUUM (may be duplicated)	BOS	535	23
TOTAL STATEWIDE (may be duplicated)		1,900	112

Outreach Program Summary			
	Oahu	Neighbor Island (BOS)	State
July 31, 2017	1,672	489	2,161
August 31, 2017	1,529	534	2,063
September 30, 2017	1,377	513	1,890
October 31, 2017	1,416	556	1,972
November 30, 2017	1,365	535	1,900

**Consent to Share Data - VI SPDAT Assessments
November 2017**

HMIS ORGANIZATIONS - HI 500	No	Yes	Grand Total	% Consent to Share
Catholic Charities Hawaii	0	6	6	100%
Family Life Center	0	13	13	100%
HOPE Services Hawaii, Inc.	7	36	43	84%
Ka Hale A Ke Ola, Inc	12	17	29	59%
Kauai Economic Opportunity	4	12	16	75%
Neighborhood Place of Kona/Friends of the Future	2	0	2	0%
Neighborhood Place of Puna	1	0	1	0%
Women In Need	0	5	5	100%
	26	89	115	77%

**Consent to Share Data - VI SPDAT Assessments
November 2017**

HMIS ORGANIZATIONS - HI 501	No	Yes	Grand Total	% Consent to Share
ALEA Bridge	1	0	1	0%
Alternative Structures International	1	1	2	50%
CARE Hawaii	3	22	25	88%
Catholic Charities Hawaii	1	7	8	88%
CHOW Project	0	1	1	100%
Department of Veterans Affairs	0	17	17	100%
Family Promise of Hawaii	2	2	4	50%
Honolulu Community Action Program	0	1	1	100%
Institute for Human Services	8	71	79	90%
Kalihi Palama Health Center	8	24	32	75%
Kealahou West Oahu	3	2	5	40%
Mental Health Kokua	1	5	6	83%
Shelter of Wisdom	1	1	2	50%
USVETS	4	42	46	91%
Waianae Coast Comprehensive Health Center	2	13	15	87%
Waikiki Health	0	28	28	100%
Waimanalo Health Center	1	3	4	75%
	36	240	276	87%

**Consent to Share Data
Statewide BNL Reports as of 12/17/17**

Statewide Consent Summary by CES Program

CES Program	No	Yes	TOTAL	% Shared
Oahu Family	468	589	1057	56%
Oahu Singles	1970	2557	4527	56%
Hawaii Family	24	96	120	80%
Hawaii Singles	18	174	192	91%
Kauai Family	2	34	36	94%
Kauai Singles	18	82	100	82%
Maui Family	48	117	165	71%
Maui Singles	66	393	459	86%
TOTAL	2614	4042	6656	61%

Oahu Consent Summary by Priority Group

Family CES				
	No	Yes	TOTAL	% Shared
PSH P1	26	16	42	38%
PSH P2	11	22	33	67%
PSH P3	10	27	37	73%
PSH P4	35	71	106	67%
PSH P5	9	20	29	69%
RRH P1	28	32	60	53%
RRH P2	67	78	145	54%
RRH P3	112	164	276	59%
TH P3	55	48	103	47%
TH P4	15	18	33	55%
TH P5	0	2	2	100%
TH P6	100	91	191	48%
TOTAL	468	589	1057	56%

Singles CES				
	No	Yes	TOTAL	% Shared
PSH P1	43	276	319	87%
PSH P2	625	402	1027	39%
PSH P3	120	220	340	65%
PSH P4	160	289	449	64%
PSH P5	15	66	81	81%
RRH P1	240	283	523	54%
RRH P2	293	364	657	55%
RRH P3	148	265	413	64%
TH P3	128	159	287	55%
TH P4	75	116	191	61%
TH P5	123	117	240	49%
TH P6	0	0	0	
TOTAL	1970	2557	4527	56%

Hawaii Consent Summary by Priority Group

Family CES				
	No	Yes	TOTAL	% Shared
PSH P1	0	1	1	100%
PSH P2	0	5	5	100%
PSH P3	0	0	0	
RRH P1	1	4	5	80%
RRH P2	3	16	19	84%
RRH P3	11	32	43	74%
TH P3	8	33	41	80%
TH P4	0	0	0	
TH P5	0	0	0	
TH P6	1	5	6	83%
TOTAL	24	96	120	80%

Singles CES				
	No	Yes	TOTAL	% Shared
PSH P1	1	20	21	95%
PSH P2	3	14	17	82%
PSH P3	2	16	18	89%
RRH P1	2	19	21	90%
RRH P2	2	41	43	95%
RRH P3	5	19	24	79%
TH P3	1	42	43	98%
TH P4	0	1	1	100%
TH P5	0	0	0	
TH P6	2	2	4	50%
TOTAL	18	174	192	91%

Kauai Consent Summary by Priority Group

Family CES				
	No	Yes	TOTAL	% Shared
PSH P1	0	1	1	100%
PSH P2	0	2	2	100%
PSH P3	0	0	0	
RRH P1	0	2	2	100%
RRH P2	0	5	5	100%
RRH P3	2	13	15	87%
TH P3	0	9	9	100%
TH P4	0	0	0	
TH P5	0	0	0	
TH P6	0	2	2	100%
TOTAL	2	34	36	94%

Singles CES				
	No	Yes	TOTAL	% Shared
PSH P1	1	3	4	75%
PSH P2	0	4	4	100%
PSH P3	1	8	9	89%
RRH P1	1	11	12	92%
RRH P2	3	12	15	80%
RRH P3	4	8	12	67%
TH P3	5	28	33	85%
TH P4	0	2	2	100%
TH P5	1	0	1	0%
TH P6	2	6	8	75%
TOTAL	18	82	100	82%

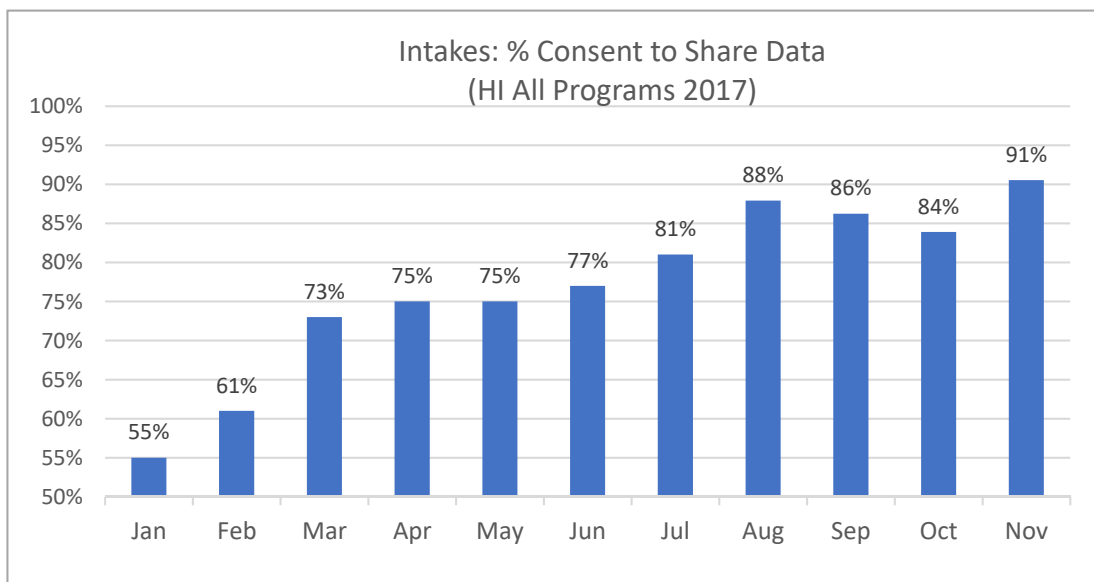
Maui Consent Summary by Priority Group

Family CES				
	No	Yes	TOTAL	% Shared
PSH P1	0	0	0	
PSH P2	0	1	1	100%
PSH P3	0	0	0	
RRH P1	2	1	3	33%
RRH P2	9	23	32	72%
RRH P3	24	56	80	70%
TH P3	12	28	40	70%
TH P4	0	1	1	100%
TH P5	0	0	0	
TH P6	1	7	8	88%
TOTAL	48	117	165	71%

Singles CES				
	No	Yes	TOTAL	% Shared
PSH P1	4	27	31	87%
PSH P2	9	29	38	76%
PSH P3	4	24	28	86%
RRH P1	5	40	45	89%
RRH P2	7	62	69	90%
RRH P3	8	87	95	92%
TH P3	20	78	98	80%
TH P4	4	22	26	85%
TH P5	0	1	1	100%
TH P6	5	23	28	82%
TOTAL	66	393	459	86%

**Consent to Share Data by Program Type
Adult Intakes During November 2017**

Program Type	No	Yes	Grand Total	% Consent
Emergency Shelter (ES)	10	296	306	97%
Homeless Outreach	62	330	392	84%
Homeless Prevention	10	55	65	85%
Permanent Supportive Housing (PSH)	1	19	20	95%
Rapid Re-Housing (RRH)	7	109	116	94%
Services Only program	1	31	32	97%
Transitional Housing (TH)	4	69	73	95%
Grand Total	95	909	1,004	91%



**Consent to Share Data by Organization and Program
Adult Intakes During November 2017**

Agency/Program	No	Yes	Grand Total	% Consent
ALEA - Street Outreach Program		2	2	100%
Alternative Structures International	3	29	32	91%
ASI - HPO RRH Rapid Re-Housing	1	9	10	90%
ASI - Ohana Ola O Kahumana		9	9	100%
ASI - Ulu Ke Kukui (Villages of Maili)	2	11	13	85%
CARE Hawaii	1	26	27	96%
CARE - Care Hawaii AMHD Services Only Program		2	2	100%
CARE - Care Hawaii AMHD Street Outreach Program	1	24	25	96%
Catholic Charities Hawaii	6	56	62	90%
CCH - HPO NI Housing First (Kauai)		1	1	100%
CCH - HPP Rapid Re-housing	3	27	30	90%
CCH - Kakaako Family Assessment Center		6	6	100%
CCH - Ma'ili Land Transitional Housing		1	1	100%
CCH - SHEG NI Homelessness Prevention		8	8	100%
CCH - SHEG NI Rapid Rehousing		2	2	100%
CCH - SHEG Oahu Homelessness Prevention		2	2	100%

**Consent to Share Data by Organization and Program
Adult Intakes During November 2017**

Agency/Program	No	Yes	Grand Total	% Consent
CCH - SSVF Priority 1 Homeless Prevention		4	4	100%
CCH - SSVF Priority 1 Rapid Rehousing	3	5	8	63%
CHOW - Oahu Region 1 - Street Outreach (HPO)		1	1	100%
Family Life Center		78	78	100%
FLC - ESG Kauai Rapid Re-housing		3	3	100%
FLC - ESG Maui Rapid Re-housing		4	4	100%
FLC - Ho'olanani		3	3	100%
FLC - HPO NI Housing First		5	5	100%
FLC - HPP Kauai Rapid Re-housing		3	3	100%
FLC - HPP Maui Homelessness Prevention		5	5	100%
FLC - HPP Maui Rapid Re-housing		5	5	100%
FLC - Maui Regions 1, 2, 3, 6 - Street Outreach (HPO)		23	23	100%
FLC - Maui Regions 4, 5 - Street Outreach (HPO)		24	24	100%
FLC - S+C 6 (Eha split)		3	3	100%
Family Promise of Hawaii		5	5	100%
FPH - Honolulu Family Center		2	2	100%
FPH - Windward Family Center		3	3	100%
HAP - Na Kahua Hale O Ulu Wini		1	1	100%
Honolulu Community Action Program		4	4	100%
HCAP - HPO RRH Rapid Re-Housing		1	1	100%
HCAP - Kumuhonua		3	3	100%
HOPE Services Hawaii, Inc.	1	102	103	99%
HOPE - Beyond Shelter	1		1	0%
HOPE - Domestic Violence		3	3	100%
HOPE - East Hawaii Emergency Mens Program ES		18	18	100%
HOPE - Hawaii Regions 1, 8, 9, 10 - Street Outreach (HPO)		10	10	100%
HOPE - Hawaii Regions 2, 3, 4, 5, 6, 7 - Street Outreach (HPO)		19	19	100%
HOPE - HPO NI Housing First		1	1	100%
HOPE - HPO RRH Rapid Re-Housing		11	11	100%
HOPE - HPP Homelessness Prevention		5	5	100%
HOPE - HPP Rapid Re-housing		9	9	100%
HOPE - Kiheipua		4	4	100%
HOPE - PATH Street Outreach Program		14	14	100%
HOPE - West Hawaii Emergency Housing Program		8	8	100%
Housing Solutions, Inc.		7	7	100%
HSI - Kulaokahua Apts (TH for the Elderly)		2	2	100%
HSI - Na Kolea Rooming House (TH for Working Singles)		5	5	100%
Institute for Human Services	18	202	220	92%
IHS - Behavioral Health ES		3	3	100%
IHS - ESG Homelessness Prevention		1	1	100%
IHS - ESG Rapid Re-housing		4	4	100%
IHS - Hale Mauliola Program (Sand Island)	1	8	9	89%
IHS - HPO RRH Homeless Prevention		7	7	100%
IHS - HPP Homelessness Prevention	9	20	29	69%
IHS - HPP Rapid Re-housing		3	3	100%
IHS - Kaa`ahi Families ES		10	10	100%

**Consent to Share Data by Organization and Program
Adult Intakes During November 2017**

Agency/Program	No	Yes	Grand Total	% Consent
IHS - Kaa`ahi Women's ES	4	31	35	89%
IHS - Oahu Region 1 - Street Outreach (HPO)	1	12	13	92%
IHS - Oahu Region 2 - Street Outreach (HPO)	1	34	35	97%
IHS - Oahu Region 4 - Street Outreach (HPO)		8	8	100%
IHS - Sumner Men's ES	1	47	48	98%
IHS - TBH Medical Respite (ES)	1	14	15	93%
Ka Hale A Ke Ola, Inc	1	58	59	98%
KHAKO - Central ES		22	22	100%
KHAKO - Central TH		7	7	100%
KHAKO - Westside ES		26	26	100%
KHAKO - Westside TH	1	3	4	75%
Kalihi Palama Health Center	36	49	85	58%
KPHC - ESG Rapid Re-housing		2	2	100%
KPHC - Oahu Region 1 - Street Outreach (HPO)	25	20	45	44%
KPHC - Oahu Region 2 - Street Outreach (HPO)		1	1	100%
KPHC - Oahu Region 6 - Street Outreach (HPO)	1	2	3	67%
KPHC - PATH Street Outreach Program	10	24	34	71%
Kauai Economic Opportunity	1	36	37	97%
KEO - Kauai All Regions - Street Outreach (HPO)	1	20	21	95%
KEO - Lihue Court Transitional Housing		1	1	100%
KEO - Mana'olana Emergency		14	14	100%
KEO - Mana'olana Transitional Housing		1	1	100%
Kealahou West Oahu	1	5	6	83%
KWO - Oahu Region 7 - Street Outreach (HPO)		1	1	100%
KWO - Onelau`ena	1	4	5	80%
LASH - Legal Services Program (HPO funded)	1	29	30	97%
MAF - HOPWA Formula - PSH TBRA	1		1	0%
Mental Health Kokua		2	2	100%
MHK - Oahu Activity Center Homeless Outreach Program		1	1	100%
MHK - Safe Haven Permanent Supportive Housing		1	1	100%
SARMY - Oahu ATS Program		3	3	100%
SARMY - FSO HPO RRH Rapid Re-Housing		1	1	100%
SARMY - Maui Homeless Outreach Program	4		4	0%
Shelter of Wisdom		4	4	100%
SOW - Great Joy 1		1	1	100%
SOW - Great Joy 2		1	1	100%
SOW - Hearts of Joy 2		1	1	100%
SOW - Streams of Joy 1		1	1	100%
Steadfast Housing Development Corporation		3	3	100%
SHDC - Eha S+C		2	2	100%
SHDC - Eono S+C		1	1	100%
USVETS	7	124	131	95%
CCH - SSVF Priority 1 Rapid Rehousing		2	2	100%
USVETS - BP Ewa HOPTL		2	2	100%
USVETS - BP GPD Bridge Housing		3	3	100%
USVETS - BP GPD Clinical Treatment		6	6	100%

**Consent to Share Data by Organization and Program
Adult Intakes During November 2017**

Agency/Program	No	Yes	Grand Total	% Consent
USVETS - BP GPD Low Demand		7	7	100%
USVETS - BP Hilo HOPTTEL Program		2	2	100%
USVETS - BP Kauai HOPTTEL Program		1	1	100%
USVETS - BP Oahu Region 3 - Street Outreach (HPO)	2	27	29	93%
USVETS - BP Oahu Region 5 - Street Outreach (HPO)	2	8	10	80%
USVETS - BP Pearl City HOPTTEL		4	4	100%
USVETS - BP PH2 CHAMPS VET FAMILIES		1	1	100%
USVETS - BP Respite Beds Barbers Point		2	2	100%
USVETS - SSVF Priority 1 Homeless Prevention	1	3	4	75%
USVETS - SSVF Priority 1 Rapid Re-housing		13	13	100%
USVETS - WCC Emergency Shelter	2	35	37	95%
USVETS - WCC ESG Rapid Re-Housing 2017		2	2	100%
USVETS - WCC HOPTTEL		2	2	100%
USVETS - WCC Housing First Increment II (CoC)		4	4	100%
WCCHC - Homeless Outreach Program	14	54	68	79%
WH - Next Step Emergency Shelter		21	21	100%
NALO - Waimanalo Health Center Street Outreach		1	1	100%
Women In Need		6	6	100%
WIN - Bridge To Success Halawa		2	2	100%
WIN - Bridge To Success Kauai		1	1	100%
WIN - Family House Aiea		3	3	100%
Grand Total	95	909	1,004	91%

**Consent to Share Data by Program Type
Active Adults During November 2017**

Program Type	No	Yes	Grand Total	% Consent
Emergency Shelter (ES)	128	1,462	1,590	92%
Homeless Outreach	527	1,577	2,104	75%
Homeless Prevention	151	584	735	79%
Permanent Supportive Housing (PSH)	601	736	1,337	55%
Rapid Re-Housing (RRH)	157	1,137	1,294	88%
Services Only program	9	169	178	95%
Transitional Housing (TH)	91	885	976	91%
Grand Total	1,664	6,550	8,214	80%

**Consent to Share Data by Program Type
Active Adults During November 2017**

Agency/Program	No	Yes	Grand Total	% Consent
ALEA - Street Outreach Program		7	7	100%
Alternative Structures International	32	273	305	90%
ASI - HPO RRH Rapid Re-Housing	7	61	68	90%
ASI - Ohana Ola O Kahumana	7	96	103	93%
ASI - Ulu Ke Kukui (Villages of Maili)	18	116	134	87%
CARE Hawaii	1	53	54	98%
CARE - Care Hawaii AMHD Services Only Program		3	3	100%
CARE - Care Hawaii AMHD Street Outreach Program	1	50	51	98%
Catholic Charities Hawaii	83	474	557	85%
CCH - ESG Rapid Re-housing		2	2	100%
CCH - HPO NI Housing First (Kauai)		3	3	100%
CCH - HPO NI RRH Rapid Re-Housing (Kauai)		2	2	100%
CCH - HPP Rapid Re-housing	57	227	284	80%
CCH - Kakaako Family Assessment Center	2	25	27	93%
CCH - Ma'ili Land Transitional Housing		23	23	100%
CCH - SHEG NI Homelessness Prevention	4	44	48	92%
CCH - SHEG NI Rapid Rehousing		24	24	100%
CCH - SHEG Oahu Homelessness Prevention	9	39	48	81%
CCH - SHEG Oahu Rapid Re-Housing		8	8	100%
CCH - SSVF Priority 1 Homeless Prevention	3	23	26	88%
CCH - SSVF Priority 1 Rapid Rehousing	8	54	62	87%
CHOW Project	11	70	81	86%
CHOW - Oahu Region 1 - Street Outreach (HPO)	10	51	61	84%
CHOW - Oahu Region 2 - Street Outreach (HPO)		17	17	100%
CHOW - Oahu Region 6 - Street Outreach (HPO)	1	2	3	67%
Family Life Center	29	432	461	94%
FLC - ESG Kauai Rapid Re-housing	1	12	13	92%
FLC - ESG Maui Rapid Re-housing		25	25	100%
FLC - Ho'olanani		16	16	100%
FLC - HPO NI Housing First		16	16	100%
FLC - HPO RRH Rapid Re-Housing		27	27	100%
FLC - HPP Kauai Homelessness Prevention	1	20	21	95%

Consent to Share Data by Program Type
Active Adults During November 2017

Agency/Program	No	Yes	Grand Total	% Consent
FLC - HPP Kauai Rapid Re-housing		13	13	100%
FLC - HPP Maui Homelessness Prevention	4	78	82	95%
FLC - HPP Maui Rapid Re-housing	2	46	48	96%
FLC - Maui Regions 1, 2, 3, 6 - Street Outreach (HPO)		84	84	100%
FLC - Maui Regions 4, 5 - Street Outreach (HPO)		54	54	100%
FLC - S+C 1	2		2	0%
FLC - S+C 2	4	14	18	78%
FLC - S+C 3	1	4	5	80%
FLC - S+C 6 (Eha split)	11	17	28	61%
FLC - S+C 7	1	5	6	83%
FLC - S+C 8	2	1	3	33%
Family Promise of Hawaii		16	16	100%
FPH - Honolulu Family Center		10	10	100%
FPH - Windward Family Center		6	6	100%
Gregory House Programs	69	63	132	48%
GHP - Community Residential Program - CoC Program TH	4	13	17	76%
GHP - HOPWA Formula - PSH TBRA	21	7	28	25%
GHP - HOPWA Gregory House - Competitive TH	4	7	11	64%
GHP - HOPWA SPNS - Competitive PSH TBRA	25	9	34	26%
GHP - SPC - CoC Program PSH TBRA	15	27	42	64%
Hale Kipa	2	2	4	50%
HKIPA - Apaa Women's Shelter TLP	1	1	2	50%
HKIPA - Maka`aloa TLP	1	1	2	50%
HNP - Hale Na`au Pono AMHD Street Outreach Program		2	2	100%
HAP - Na Kahua Hale O Ulu Wini	2	35	37	95%
Hawaii Island Home for Recovery	8	31	39	79%
HIHR - New PSH (CoC FY2014 Funded)		3	3	100%
HIHR - Permanent Supportive Housing	6	10	16	63%
HIHR - PSH 3		3	3	100%
HIHR - Transitional Housing	2	15	17	88%
HNO - Weinberg Village Waimanalo	1	52	53	98%
Honolulu Community Action Program	12	88	100	88%
HCAP - HPO RRH Rapid Re-Housing		12	12	100%
HCAP - Kumuhonua	12	76	88	86%
HKO - Lahilahi		7	7	100%
HOPE Services Hawaii, Inc.	34	735	769	96%
HOPE - Beyond Shelter	2		2	0%
HOPE - Continuum of Care II PSH	1	23	24	96%
HOPE - Domestic Violence		4	4	100%
HOPE - East Hawaii Emergency Mens Program ES		50	50	100%
HOPE - ESG Homelessness Prevention	1	13	14	93%
HOPE - ESG Rapid Re-housing	9	130	139	94%
HOPE - Hawaii Regions 1, 8, 9, 10 - Street Outreach (HPO)	1	46	47	98%
HOPE - Hawaii Regions 2, 3, 4, 5, 6, 7 - Street Outreach (HPO)	3	109	112	97%
HOPE - HPO NI Housing First	4	70	74	95%
HOPE - HPO RRH Rapid Re-Housing		64	64	100%

Consent to Share Data by Program Type
Active Adults During November 2017

Agency/Program	No	Yes	Grand Total	% Consent
HOPE - HPP Homelessness Prevention	1	12	13	92%
HOPE - HPP Rapid Re-housing	1	66	67	99%
HOPE - Kiheipua		28	28	100%
HOPE - Kukui S+C Program	9	28	37	76%
HOPE - Kuleana House		2	2	100%
HOPE - Ohea ES	2	1	3	33%
HOPE - PATH Street Outreach Program		45	45	100%
HOPE - West Hawaii Emergency Housing Program		43	43	100%
HOPE - Wilder House		1	1	100%
Housing Solutions, Inc.	3	95	98	97%
HSI - Kulaokahua Apts (TH for the Elderly)	1	31	32	97%
HSI - Na Kolea Rooming House (TH for Working Singles)	2	64	66	97%
Institute for Human Services	390	1468	1858	79%
IHS - Behavioral Health ES		15	15	100%
IHS - City FY15 Housing First PSH	30	120	150	80%
IHS - ESG Homelessness Prevention	20	81	101	80%
IHS - ESG Rapid Re-housing	5	24	29	83%
IHS - Hale Mauiola Program (Sand Island)	11	89	100	89%
IHS - HOMES Clean & Sober	5	21	26	81%
IHS - HPO RRH Homeless Prevention	1	35	36	97%
IHS - HPO RRH Rapid Re-Housing	5	28	33	85%
IHS - HPP Homelessness Prevention	71	116	187	62%
IHS - HPP Rapid Re-housing	23	92	115	80%
IHS - Kaa`ahi Families ES	4	56	60	93%
IHS - Kaa`ahi Women's ES	14	109	123	89%
IHS - New PSH 2013 (CoC Funded)	16	18	34	53%
IHS - New Youth Rapid Re-Housing 2016 (NYRRH 2016)	1	8	9	89%
IHS - Oahu Region 1 - Street Outreach (HPO)	16	61	77	79%
IHS - Oahu Region 2 - Street Outreach (HPO)	38	199	237	84%
IHS - Oahu Region 4 - Street Outreach (HPO)	5	61	66	92%
IHS - RRH Bridge Funding (AUW FY2017)	8	9	17	53%
IHS - SPC Home At Last 2010	70	14	84	17%
IHS - SPC Home Sweet Home	6	12	18	67%
IHS - SPC Home Sweet Home II	3	7	10	70%
IHS - SPC No Place Like Home	11	6	17	35%
IHS - Sumner Men's ES	24	252	276	91%
IHS - TBH Medical Respite (ES)	3	35	38	92%
Ka Hale A Ke Ola, Inc	14	248	262	95%
KHAKO - Central ES	8	112	120	93%
KHAKO - Central TH	2	30	32	94%
KHAKO - Westside ES	1	79	80	99%
KHAKO - Westside TH	3	27	30	90%
Kalihi Palama Health Center	429	276	705	39%
KPHC - ESG Homelessness Prevention	2	18	20	90%
KPHC - ESG Rapid Re-housing	2	10	12	83%
KPHC - New Beginnings S+C Program	133	44	177	25%

Consent to Share Data by Program Type
Active Adults During November 2017

Agency/Program	No	Yes	Grand Total	% Consent
KPHC - Oahu Region 1 - Street Outreach (HPO)	200	92	292	32%
KPHC - Oahu Region 2 - Street Outreach (HPO)	5	2	7	29%
KPHC - Oahu Region 6 - Street Outreach (HPO)	14	5	19	26%
KPHC - PATH Street Outreach Program	73	105	178	59%
Kauai Economic Opportunity	39	241	280	86%
KEO - ESG Homelessness Prevention	16	22	38	58%
KEO - ESG Rapid Re-housing	13	16	29	55%
KEO - Kauai All Regions - Street Outreach (HPO)	3	112	115	97%
KEO - Kome TH Program		2	2	100%
KEO - Komohana Group Home TH	1	2	3	67%
KEO - Lawehana TH Program		2	2	100%
KEO - Lihue Court Transitional Housing		5	5	100%
KEO - Mana'olana Emergency	2	68	70	97%
KEO - Mana'olana Transitional Housing	1	11	12	92%
KEO - Pa`a Hana PSH	3	1	4	25%
Kealahou West Oahu	18	220	238	92%
KWO - Oahu Region 7 - Street Outreach (HPO)	1	68	69	99%
KWO - Onelau`ena	10	92	102	90%
KWO - Onemalu TH	7	60	67	90%
LASH - Legal Services Program (HPO funded)	9	166	175	95%
Maui AIDS Foundation	24		24	0%
MAF - HOPWA Formula - PSH TBRA	22		22	0%
MAF - HOPWA Formula STRMU	2		2	0%
MYFS - BCP Homelessness Prevention Program	3		3	0%
Mental Health Kokua	5	25	30	83%
MHK - Oahu Activity Center Homeless Outreach Program	1	3	4	75%
MHK - PATH Street Outreach Program		3	3	100%
MHK - Safe Haven Permanent Supportive Housing	4	19	23	83%
SARMY - Oahu ATS Program	2	9	11	82%
Salvation Army FSO	1	12	13	92%
SARMY - FSO HPO RRH Rapid Re-Housing	1	10	11	91%
SARMY - Pathway of Hope TH		2	2	100%
SARMY - Ka Ohu Hou O Manoa FTS	4	7	11	64%
SARMY - Maui Homeless Outreach Program	45	20	65	31%
SARMY - Big Island RHY TLP	1		1	0%
Shelter of Wisdom	16	50	66	76%
SOW - Great Joy 1	1	7	8	88%
SOW - Great Joy 2	1	8	9	89%
SOW - Great Joy 3	2	8	10	80%
SOW - Great Joy 4	2	4	6	67%
SOW - Hearts of Joy 1		3	3	100%
SOW - Hearts of Joy 2	4	10	14	71%
SOW - Streams of Joy 1	4	4	8	50%
SOW - Streams of Joy 2	2	6	8	75%
Steadfast Housing Development Corporation	153	91	244	37%
SHDC - Ahukini CoC Funded (Oahu)		4	4	100%

Consent to Share Data by Program Type
Active Adults During November 2017

Agency/Program	No	Yes	Grand Total	% Consent
SHDC - Eha S+C	15	12	27	44%
SHDC - Eono S+C	2	4	6	67%
SHDC - Hale Ulu Pono TH		4	4	100%
SHDC - Kaahele CoC Funded (Kauai)	2	2	4	50%
SHDC - Kalaeloa (Headway House) CoC Funded (Oahu)	20	15	35	43%
SHDC - Kaukama CoC Funded (Oahu)	1	3	4	75%
SHDC - Kaulana CoC Funded (Maui)	2	3	5	60%
SHDC - Komo Mai CoC Funded (Oahu)	2	2	4	50%
SHDC - Kulalani CoC Funded (Maui)	5	1	6	17%
SHDC - Oahu Shelter Plus Care Program	103	41	144	28%
SHDC - Puamelia CoC Funded (Hilo)	1		1	0%
USVETS	94	839	933	90%
CCH - SSVF Priority 1 Rapid Rehousing	1	2	3	67%
USVETS - BP Ewa HOPTel		4	4	100%
USVETS - BP GPD Bridge Housing		28	28	100%
USVETS - BP GPD Clinical Treatment		38	38	100%
USVETS - BP GPD Low Demand	1	45	46	98%
USVETS - BP Hilo HOPTel Program		7	7	100%
USVETS - BP Housing First PSH	19	62	81	77%
USVETS - BP Kauai HOPTel Program	1	4	5	80%
USVETS - BP Oahu Region 3 - Street Outreach (HPO)	12	114	126	90%
USVETS - BP Oahu Region 5 - Street Outreach (HPO)	8	44	52	85%
USVETS - BP Pearl City HOPTel		4	4	100%
USVETS - BP Pearl City Seniors HOPTel		5	5	100%
USVETS - BP Permanent Supportive Housing	5	6	11	55%
USVETS - BP PH2 CHAMPS VET FAMILIES	13	11	24	46%
USVETS - BP Respite Beds Barbers Point	1	9	10	90%
USVETS - SSVF Priority 1 Homeless Prevention	4	57	61	93%
USVETS - SSVF Priority 1 Rapid Re-housing	6	87	93	94%
USVETS - WCC Emergency Shelter	10	141	151	93%
USVETS - WCC ESG Homelessness Prevention		18	18	100%
USVETS - WCC ESG Rapid Re-housing	2	23	25	92%
USVETS - WCC ESG Rapid Re-Housing 2017		4	4	100%
USVETS - WCC HOPTel		7	7	100%
USVETS - WCC Housing First Increment II (CoC)	11	93	104	89%
USVETS - WCC HPO RRH Rapid Re-Housing		26	26	100%
Waianae Coast Comprehensive Health Center	98	207	305	68%
WCCHC - ESG Homelessness Prevention	9	8	17	47%
WCCHC - Homeless Outreach Program	89	199	288	69%
WH - Next Step Emergency Shelter	19	144	163	88%
NALO - Waimanalo Health Center Street Outreach	1	22	23	96%
Women In Need	12	69	81	85%
WIN - Bridge To Success Halawa	4	27	31	87%
WIN - Bridge To Success Kauai	2	20	22	91%
WIN - Family House Aiea	6	22	28	79%
Grand Total	1,664	6,550	8,214	80%

**Length of Stay by Program Type - Statewide
Exits During November 2017**

Program Type	# Exits in November	Average Days to Exit
Emergency Shelter (ES)	385	75
Homeless Outreach	267	74
Homeless Prevention	34	174
Permanent Supportive Housing (PSH)	19	1,039
Rapid Re-Housing (RRH)	76	214
Services Only program	30	91
Transitional Housing (TH)	103	259
Grand Total	914	131

**Length of Stay by County and Program Type
Exits During November 2017**

County/Type of Program	# Exits in November	Average Days to Exit
Hawaii	141	141
Emergency Shelter (ES)	45	51
Homeless Outreach	36	66
Homeless Prevention	5	143
Permanent Supportive Housing (PSH)	5	222
Rapid Re-Housing (RRH)	40	253
Services Only program	4	105
Transitional Housing (TH)	6	466
Kauai	23	92
Emergency Shelter (ES)	9	62
Homeless Outreach	2	63
Services Only program	6	59
Transitional Housing (TH)	6	180
Maui	184	81
Emergency Shelter (ES)	87	75
Homeless Outreach	63	37
Homeless Prevention	1	168
Permanent Supportive Housing (PSH)	3	742
Rapid Re-Housing (RRH)	10	153
Services Only program	9	102
Transitional Housing (TH)	11	117
Oahu	566	147
Emergency Shelter (ES)	244	80
Homeless Outreach	166	90
Homeless Prevention	28	180
Permanent Supportive Housing (PSH)	11	1491
Rapid Re-Housing (RRH)	26	178
Services Only program	11	95
Transitional Housing (TH)	80	269
Grand Total	914	131

**Length of Stay by Organization and Program
Exits During November 2017**

Organization/Program	# Exits in November	Average Days to Exit
ALEA Bridge	7	31
ALEA - Street Outreach Program	7	31
Alternative Structures International	35	312
ASI - Ohana Ola O Kahumana	18	391
ASI - Ulu Ke Kukui (Villages of Maili)	17	229
CARE Hawaii	2	2
CARE - Care Hawaii AMHD Street Outreach Program	2	2
Catholic Charities Hawaii	48	117
CCH - HPP Rapid Re-housing	11	231
CCH - Kakaako Family Assessment Center	15	26
CCH - SHEG NI Homelessness Prevention	5	143
CCH - SHEG NI Rapid Rehousing	10	86
CCH - SHEG Oahu Homelessness Prevention	2	182
CCH - SSVF Priority 1 Homeless Prevention	3	161
CCH - SSVF Priority 1 Rapid Rehousing	2	119
CHOW Project	12	126
CHOW - Oahu Region 1 - Street Outreach (HPO)	9	128
CHOW - Oahu Region 2 - Street Outreach (HPO)	2	90
CHOW - Oahu Region 6 - Street Outreach (HPO)	1	179
Family Life Center	71	66
FLC - Ho'olanani	10	92
FLC - Maui Regions 1, 2, 3, 6 - Street Outreach (HPO)	43	41
FLC - Maui Regions 4, 5 - Street Outreach (HPO)	16	18
FLC - S+C 6 (Eha split)	2	848
Family Promise of Hawaii	7	60
FPH - Honolulu Family Center	7	60
Gregory House Programs	2	356
GHP - Community Residential Program - CoC Program TH	2	356
Hawaii Affordable Properties, Inc.	3	821
HAP - Na Kahua Hale O Ulu Wini	3	821
Honolulu Community Action Program	1	522
HCAP - Kumuhonua	1	522
HOPE Services Hawaii, Inc.	116	131
HOPE - Continuum of Care II PSH	4	194
HOPE - East Hawaii Emergency Mens Program ES	20	34
HOPE - ESG Rapid Re-housing	4	168
HOPE - Hawaii Regions 1, 8, 9, 10 - Street Outreach (HPO)	7	36
HOPE - Hawaii Regions 2, 3, 4, 5, 6, 7 - Street Outreach (HPO)	26	72
HOPE - HPO NI Housing First	1	333
HOPE - HPP Rapid Re-housing	26	331
HOPE - Kiheipua	7	81
HOPE - Kuleana House	3	112
HOPE - PATH Street Outreach Program	3	87
HOPE - West Hawaii Emergency Housing Program	15	59

**Length of Stay by Organization and Program
Exits During November 2017**

Organization/Program	# Exits in November	Average Days to Exit
Housing Solutions, Inc.	10	281
HSI - Kulaokahua Apts (TH for the Elderly)	3	549
HSI - Na Kolea Rooming House (TH for Working Singles)	7	166
Institute for Human Services	175	105
IHS - Behavioral Health ES	7	46
IHS - ESG Homelessness Prevention	9	184
IHS - Hale Mauiola Program (Sand Island)	21	112
IHS - HPP Homelessness Prevention	7	252
IHS - Kaa`ahi Families ES	13	74
IHS - Kaa`ahi Women's ES	35	52
IHS - New PSH 2013 (CoC Funded)	2	801
IHS - Oahu Region 1 - Street Outreach (HPO)	1	91
IHS - Oahu Region 2 - Street Outreach (HPO)	10	82
IHS - Oahu Region 4 - Street Outreach (HPO)	2	155
IHS - RRH Bridge Funding (AUW FY2017)	4	318
IHS - SPC No Place Like Home	1	2360
IHS - Sumner Men's ES	51	49
IHS - TBH Medical Respite (ES)	12	39
Ka Hale A Ke Ola, Inc	88	78
KHAKE - Central ES	38	77
KHAKE - Central TH	7	123
KHAKE - Westside ES	39	69
KHAKE - Westside TH	4	106
Kalihi Palama Health Center	79	137
KPHC - ESG Homelessness Prevention	2	208
KPHC - New Beginnings S+C Program	3	1030
KPHC - Oahu Region 1 - Street Outreach (HPO)	34	101
KPHC - Oahu Region 6 - Street Outreach (HPO)	6	91
KPHC - PATH Street Outreach Program	34	99
Kauai Economic Opportunity	15	107
KEO - Kauai All Regions - Street Outreach (HPO)	2	63
KEO - Mana'olana Emergency	9	62
KEO - Mana'olana Transitional Housing	4	230
Kealahou West Oahu	27	173
KWO - Oahu Region 7 - Street Outreach (HPO)	4	105
KWO - Onelau`ena	20	186
KWO - Onemalu TH	3	180
Legal Aid Society of Hawaii	30	91
LASH - Legal Services Program (HPO funded)	30	91
Salvation Army ATS	2	86
SARMY - Oahu ATS Program	2	86
Salvation Army Maui	4	63
SARMY - Maui Homeless Outreach Program	4	63
Shelter of Wisdom	5	111

**Length of Stay by Organization and Program
Exits During November 2017**

Organization/Program	# Exits in November	Average Days to Exit
SOW - Great Joy 1	2	60
SOW - Great Joy 2	1	362
SOW - Great Joy 3	1	30
SOW - Streams of Joy 1	1	43
Steadfast Housing Development Corporation	5	1963
SHDC - Eha S+C	1	530
SHDC - Kalaeloa (Headway House) CoC Funded (Oahu)	3	2295
SHDC - Oahu Shelter Plus Care Program	1	2400
USVETS	101	123
USVETS - BP Ewa HOPTel	2	16
USVETS - BP GPD Bridge Housing	12	326
USVETS - BP GPD Clinical Treatment	6	92
USVETS - BP GPD Low Demand	5	185
USVETS - BP Hilo HOPTel Program	3	57
USVETS - BP Oahu Region 3 - Street Outreach (HPO)	12	8
USVETS - BP Oahu Region 5 - Street Outreach (HPO)	4	-4
USVETS - BP Pearl City Seniors HOPTel	1	65
USVETS - BP Respite Beds Barbers Point	2	224
USVETS - SSVF Oahu Rapid Re-housing (CLOSED)	1	16
USVETS - SSVF Priority 1 Homeless Prevention	5	71
USVETS - SSVF Priority 1 Rapid Re-housing	8	71
USVETS - SSVF Priority 2 Homeless Prevention(CLOSED)	1	168
USVETS - SSVF Priority 2 Rapid Re-housing (CLOSED)	10	153
USVETS - WCC Emergency Shelter	26	126
USVETS - WCC HOPTel	2	107
USVETS - WCC Housing First Increment II (CoC)	1	66
Waianae Coast Comprehensive Health Center	38	109
WCCHC - Homeless Outreach Program	38	109
Waikiki Health	25	79
WH - Next Step Emergency Shelter	25	79
Women In Need	6	110
WIN - Bridge To Success Halawa	3	72
WIN - Bridge To Success Kauai	2	81
WIN - Family House Aiea	1	279
Grand Total	914	131

Timeliness Report - November 2017 (Intakes)

Report Period..... 11/1/2017 -
 Program..... 11/30/2017



Average Days Taken to Input Enrollments		
Program Name	Total Enrollments	Average Days to Input
ALEA - Street Outreach Program	4	6.67
ASI - HPO RRH Homeless Prevention	2	0.00
ASI - HPO RRH Rapid Re-Housing	7	0.13
ASI - Ohana Ola O Kahumana	6	0.96
ASI - Ulu Ke Kukui (Villages of Maili)	9	4.03
CARE - Care Hawaii AMHD Services Only Program	2	0.00
CARE - Care Hawaii AMHD Street Outreach Program	24	0.48
CCH - HPO NI Housing First (Kauai)	2	0.50
CCH - HPO RRH Homeless Prevention (Kauai)	2	0.00
CCH - HPP Rapid Re-housing	23	1.48
CCH - Kakaako Family Assessment Center	3	5.69
CCH - Ma'ili Land Transitional Housing	2	0.75
CCH - SHEG NI Homelessness Prevention	5	1.38
CCH - SHEG NI Rapid Rehousing	4	1.50
CCH - SHEG Oahu Homelessness Prevention	4	0.50
CCH - SHEG Oahu Rapid Re-Housing	1	1.00
CCH - SSVF Priority 1 Homeless Prevention	7	2.69
CCH - SSVF Priority 1 Rapid Rehousing	8	3.88
CHOW - Oahu Region 1 - Street Outreach (HPO)	1	0.00
FLC - ESG Kauai Rapid Re-housing	2	26.00
FLC - ESG Maui Rapid Re-housing	3	28.55
FLC - Ho'olanani	3	2.00
FLC - HPO NI Housing First	3	5.80
FLC - HPP Kauai Homelessness Prevention	1	0.00
FLC - HPP Kauai Rapid Re-housing	5	16.60
FLC - HPP Maui Homelessness Prevention	2	21.40
FLC - HPP Maui Rapid Re-housing	3	12.00
FLC - Maui Regions 1, 2, 3, 6 - Street Outreach (HPO)	23	3.30
FLC - Maui Regions 4, 5 - Street Outreach (HPO)	19	6.11
FLC - S+C 6 (Eha split)	1	12.00
FPH - Honolulu Family Center	1	0.00
FPH - Windward Family Center	2	2.40
GHP - HOPWA Gregory House - Competitive TH	2	1.00
HAP - Na Kahua Hale O Ulu Wini	1	0.00
Hawaii County VI SPDAT v2 Family	20	3.80
Hawaii County VI SPDAT v2 Individual	34	4.64
HCAP - HPO RRH Rapid Re-Housing	1	7.00
HCAP - Kumuhonua	3	3.33
HKIPA - Apana Women's Shelter TLP	1	0.00

Timeliness Report - November 2017 (Intakes)

Report Period..... 11/1/2017 -
 Program..... 11/30/2017



Average Days Taken to Input Enrollments		
Program Name	Total Enrollments	Average Days to Input
HKIPA - Boys Shelter BCP ES	1	0.00
HKIPA - Girls Shelter BCP ES	1	0.00
HKIPA - Maka`aloa TLP	1	0.00
HOPE - Beyond Shelter	2	0.00
HOPE - Domestic Violence	3	1.56
HOPE - East Hawaii Emergency Mens Program ES	18	2.44
HOPE - Hawaii Regions 1, 8, 9, 10 - Street Outreach (HPO)	8	2.71
HOPE - Hawaii Regions 2, 3, 4, 5, 6, 7 - Street Outreach (HPO)	16	8.67
HOPE - HPO NI Housing First	1	1.00
HOPE - HPO RRH Rapid Re-Housing	8	1.21
HOPE - HPP Homelessness Prevention	3	0.80
HOPE - HPP Rapid Re-housing	5	1.11
HOPE - Kiheipua	3	1.33
HOPE - PATH Street Outreach Program	9	5.58
HOPE - West Hawaii Emergency Housing Program	8	4.63
HSI - Kulaokahua Apts (TH for the Elderly)	2	0.00
HSI - Na Kolea Rooming House (TH for Working Singles)	5	0.20
IHS - Behavioral Health ES	4	1.00
IHS - ESG Rapid Re-housing	4	3.50
IHS - Hale Mauiola Program (Sand Island)	9	15.44
IHS - HPO RRH Homeless Prevention	8	1.24
IHS - HPO RRH Rapid Re-Housing	1	0.00
IHS - HPP Homelessness Prevention	15	5.81
IHS - HPP Rapid Re-housing	2	14.00
IHS - Kaa`ahi Families ES	7	0.94
IHS - Kaa`ahi Women's ES	34	0.62
IHS - Oahu Region 1 - Street Outreach (HPO)	13	1.36
IHS - Oahu Region 2 - Street Outreach (HPO)	36	1.56
IHS - Oahu Region 4 - Street Outreach (HPO)	8	4.88
IHS - Sumner Men's ES	48	1.29
IHS - TBH Medical Respite (ES)	15	0.73
Kauai County VI SPDAT v2 Family	5	1.38
Kauai County VI SPDAT v2 Individual	26	3.19
KEO - Kauai All Regions - Street Outreach (HPO)	20	6.30
KEO - Lihue Court Transitional Housing	2	8.80
KEO - Mana'olana Emergency	12	0.38
KHAKO - Central ES	23	0.34
KHAKO - Central TH	6	2.40
KHAKO - Westside ES	22	0.92

Timeliness Report - November 2017 (Intakes)

Report Period..... 11/1/2017 -
 Program..... 11/30/2017



Average Days Taken to Input Enrollments		
Program Name	Total Enrollments	Average Days to Input
KHAKO - Westside TH	2	1.00
KPHC - CBCM SSO Program	1	0.00
KPHC - ESG Homelessness Prevention	1	0.00
KPHC - ESG Rapid Re-housing	2	0.00
KPHC - Oahu Region 1 - Street Outreach (HPO)	42	1.68
KPHC - Oahu Region 2 - Street Outreach (HPO)	1	0.00
KPHC - Oahu Region 6 - Street Outreach (HPO)	2	1.50
KPHC - PATH Services Only Program	2	0.50
KPHC - PATH Street Outreach Program	39	0.95
KWO - Oahu Region 7 - Street Outreach (HPO)	1	5.00
KWO - Onelau`ena	3	9.00
LASH - Legal Services Program (HPO funded)	32	0.64
MAF - HOPWA Formula - PSH TBRA	1	0.00
Maui County VI SPDAT v2 Family	20	2.96
Maui County VI SPDAT v2 Individual	29	2.21
MHK - Oahu Activity Center Homeless Outreach Program	1	0.00
MHK - Safe Haven Permanent Supportive Housing	1	0.00
NALO - Waimanalo Health Center Street Outreach	1	15.00
Oahu County VI SPDAT v2 Family	95	5.44
Oahu County VI SPDAT v2 Individual	223	1.90
SARMY - FSO HPO RRH Rapid Re-Housing	1	0.00
SARMY - Maui Homeless Outreach Program	5	0.40
SARMY - Oahu ATS Program	3	0.00
SHDC - Eha S+C	2	5.00
SHDC - Eono S+C	1	9.00
SOW - Great Joy 1	1	17.00
SOW - Great Joy 2	1	17.00
SOW - Hearts of Joy 2	1	10.00
SOW - Streams of Joy 1	2	4.00
Test	1	0.00
USVETS - BP Ewa HOPTTEL	2	1.50
USVETS - BP GPD Bridge Housing	3	2.67
USVETS - BP GPD Clinical Treatment	6	0.50
USVETS - BP GPD Low Demand	8	1.75
USVETS - BP Hilo HOPTTEL Program	2	2.00
USVETS - BP Kauai HOPTTEL Program	1	1.00
USVETS - BP Oahu Region 3 - Street Outreach (HPO)	26	4.15
USVETS - BP Oahu Region 5 - Street Outreach (HPO)	12	8.60
USVETS - BP Pearl City HOPTTEL	4	1.00

Timeliness Report - November 2017 (Intakes)

Report Period..... 11/1/2017 -
 Program..... 11/30/2017



Average Days Taken to Input Enrollments		
Program Name	Total Enrollments	Average Days to Input
USVETS - BP PH2 CHAMPS VET FAMILIES	1	1.00
USVETS - BP Respite Beds Barbers Point	2	1.00
USVETS - SSVF Oahu Rapid Re-housing (CLOSED)	2	0.00
USVETS - SSVF Priority 1 Homeless Prevention	4	12.60
USVETS - SSVF Priority 1 Rapid Re-housing	13	6.87
USVETS - SSVF Priority 2 Homeless Prevention(CLOSED)	2	1.00
USVETS - SSVF Priority 2 Rapid Re-housing (CLOSED)	3	2.33
USVETS - WCC Emergency Shelter	20	0.47
USVETS - WCC ESG Rapid Re-Housing 2017	2	4.00
USVETS - WCC HOPTEL	2	7.50
USVETS - WCC Housing First Increment II (CoC)	4	1.50
USVETS - WCC HPO RRH Rapid Re-Housing	1	0.00
WCCHC - Homeless Outreach Program	63	5.52
WH - Next Step Emergency Shelter	21	4.86
WIN - Bridge To Success Halawa	2	2.33
WIN - Bridge To Success Kauai	1	3.00
WIN - Family House Aiea	3	1.25
Aggregates	1387	3.47

Timeliness Report - November 2017 (Exits)

Report Period..... 11/1/2017 - 11/30/2017
 Program..... All Programs



Average Days Taken to Exit Enrollments

Program Name	Total Exits	Average Days to Exit
ALEA - Street Outreach Program	6	6.43
ASI - Ohana Ola O Kahumana	4	4.58
ASI - Ulu Ke Kukui (Villages of Maili)	4	3.25
CARE - Care Hawaii AMHD Street Outreach Program	1	0.00
CCH - HPP Rapid Re-housing	3	3.73
CCH - Kakaako Family Assessment Center	4	2.13
CCH - SHEG NI Homelessness Prevention	3	1.20
CCH - SHEG NI Rapid Rehousing	3	0.00
CCH - SHEG Oahu Homelessness Prevention	1	0.00
CCH - SSVF Priority 1 Homeless Prevention	4	0.00
CCH - SSVF Priority 1 Rapid Rehousing	3	0.00
CHOW - Oahu Region 1 - Street Outreach (HPO)	19	0.00
CHOW - Oahu Region 2 - Street Outreach (HPO)	16	0.00
CHOW - Oahu Region 6 - Street Outreach (HPO)	2	0.00
FLC - Ho'olanani	3	2.20
FLC - Maui Regions 1, 2, 3, 6 - Street Outreach (HPO)	33	2.09
FLC - Maui Regions 4, 5 - Street Outreach (HPO)	9	3.19
FLC - S+C 6 (Eha split)	1	4.00
FPH - Honolulu Family Center	2	1.71
GHP - Community Residential Program - CoC Program TH	2	3.00
GHP - HOPWA Gregory House - Competitive TH	1	0.00
HAP - Na Kahua Hale O Ulu Wini	1	0.00
Hawaii County VI SPDAT v2 Family	9	3.65
Hawaii County VI SPDAT v2 Individual	27	4.25
HCAP - Kumuhonua	1	4.00
HKIPA - Apana Women's Shelter TLP	1	0.00
HKIPA - Boys Shelter BCP ES	1	0.00
HOPE - Continuum of Care II PSH	4	1.00
HOPE - East Hawaii Emergency Mens Program ES	20	1.35
HOPE - ESG Rapid Re-housing	2	0.00
HOPE - Hawaii Regions 1, 8, 9, 10 - Street Outreach (HPO)	5	16.45
HOPE - Hawaii Regions 2, 3, 4, 5, 6, 7 - Street Outreach (HPO)	14	2.82
HOPE - HPO NI Housing First	1	3.00
HOPE - HPP Rapid Re-housing	6	0.46
HOPE - Kiheipua	3	1.71
HOPE - Kuleana House	1	0.00
HOPE - PATH Street Outreach Program	4	0.33
HOPE - West Hawaii Emergency Housing Program	15	7.33

Timeliness Report - November 2017 (Exits)

Report Period..... 11/1/2017 - 11/30/2017
 Program..... All Programs



Average Days Taken to Exit Enrollments

Program Name	Total Exits	Average Days to Exit
HSI - Kulaokahua Apts (TH for the Elderly)	3	0.00
HSI - Na Kolea Rooming House (TH for Working Singles)	7	1.43
IHS - AMHD Street Outreach Program	2	no data from CW
IHS - Behavioral Health ES	7	1.43
IHS - ESG Homelessness Prevention	6	8.78
IHS - Hale Mauiola Program (Sand Island)	21	13.67
IHS - Kaa`ahi Families ES	4	0.00
IHS - Kaa`ahi Women's ES	35	0.06
IHS - New PSH 2013 (CoC Funded)	2	17.00
IHS - Oahu Region 1 - Street Outreach (HPO)	10	0.00
IHS - Oahu Region 2 - Street Outreach (HPO)	48	0.00
IHS - Oahu Region 4 - Street Outreach (HPO)	17	0.00
IHS - RRH Bridge Funding (AUW FY2017)	2	1.00
IHS - SPC No Place Like Home	1	0.00
IHS - Sumner Men's ES	50	0.42
IHS - TBH Medical Respite (ES)	12	0.92
Kauai County VI SPDAT v2 Family	1	0.00
KEO - Kauai All Regions - Street Outreach (HPO)	30	0.00
KEO - Mana'olana Emergency	8	0.44
KEO - Mana'olana Transitional Housing	1	12.00
KHAKO - Central ES	24	2.61
KHAKO - Central TH	4	6.57
KHAKO - Westside ES	22	3.05
KPHC - ESG Homelessness Prevention	1	0.00
KPHC - New Beginnings S+C Program	3	9.00
KPHC - Oahu Region 1 - Street Outreach (HPO)	40	no data from CW
KPHC - Oahu Region 6 - Street Outreach (HPO)	6	no data from CW
KPHC - PATH Services Only Program	3	0.00
KPHC - PATH Street Outreach Program	54	0.00
KWO - Homeless Outreach/Drop-In Services (CLOSED)	8	0.00
KWO - Oahu Region 7 - Street Outreach (HPO)	23	3.00
KWO - Onelau`ena	6	3.85
KWO - Onemalu TH	1	0.00
LASH - Legal Services Program (HPO funded)	30	0.00
LASH - Oahu SSO Program (CLOSED)	6	no data from CW
Maui County VI SPDAT v2 Family	1	0.00
Maui County VI SPDAT v2 Individual	12	8.31
MHK - Oahu Activity Center Homeless Outreach Program	1	no data from CW

Timeliness Report - November 2017 (Exits)

Report Period..... 11/1/2017 - 11/30/2017
 Program..... All Programs



Average Days Taken to Exit Enrollments		
Program Name	Total Exits	Average Days to Exit
MHK - PATH Street Outreach Program	2	no data from CW
MYFS - BCP Homelessness Prevention Program	1	0.00
NALO - Waimanalo Health Center Street Outreach	6	no data from CW
Oahu County VI SPDAT v1 Family (CLOSED)	29	0.00
Oahu County VI SPDAT v1 Individual (CLOSED)	34	1.09
Oahu County VI SPDAT v2 Family	14	0.00
Oahu County VI SPDAT v2 Individual	46	0.45
SARMY - Maui Homeless Outreach Program	23	0.00
SARMY - Oahu ATS Program	2	4.50
SHDC - Eha S+C	1	3.00
SHDC - Kalaeloa (Headway House) CoC Funded (Oahu)	3	5.67
SHDC - Oahu Shelter Plus Care Program	1	0.00
SOW - Great Joy 1	2	11.00
SOW - Great Joy 2	1	18.00
SOW - Great Joy 3	1	6.00
SOW - Streams of Joy 1	1	3.00
USVETS - BP Ewa HOPTTEL	2	0.00
USVETS - BP GPD Bridge Housing	12	0.83
USVETS - BP GPD Clinical Treatment	6	3.67
USVETS - BP GPD Low Demand	6	0.50
USVETS - BP Hilo HOPTTEL Program	3	0.00
USVETS - BP Oahu Region 3 - Street Outreach (HPO)	31	4.08
USVETS - BP Oahu Region 5 - Street Outreach (HPO)	15	9.50
USVETS - BP Pearl City Seniors HOPTTEL	1	0.00
USVETS - BP Respite Beds Barbers Point	2	0.50
USVETS - SSVF Oahu Rapid Re-housing (CLOSED)	2	7.50
USVETS - SSVF Priority 1 Homeless Prevention	6	10.67
USVETS - SSVF Priority 1 Rapid Re-housing	10	11.36
USVETS - SSVF Priority 2 Homeless Prevention(CLOSED)	1	0.00
USVETS - SSVF Priority 2 Rapid Re-housing (CLOSED)	10	5.40
USVETS - WCC Emergency Shelter	11	1.04
USVETS - WCC HOPTTEL	2	2.00
USVETS - WCC Housing First Increment II (CoC)	1	10.00
WCCHC - Homeless Outreach Program	49	0.00
WH - Next Step Emergency Shelter	25	9.88
WIN - Bridge To Success Halawa	2	0.00
WIN - Bridge To Success Kauai	1	11.00
WIN - Family House Aiea	1	4.00
Aggregates	1117	2.81