

From: Carlos Peraro, CPC

To: Harold Brackeen, State of Hawaii, Homeless Programs Administrator  
Brandee Menino, BTG Chair; Jon Berliner, PIC Chair; Jen Stasch, PIC Director

Date: November 26, 2017

Re: October 2017 HMIS Monitoring Reports

---

Attached for your review and dissemination to Continuum agencies is the October 2017 HMIS monitoring report. Below are brief highlights from the attached reports.

- 1) End of month, October 2017 Census summary by Continuum and Statewide (pp. 2-7)
  - Emergency shelter census increased for both Continuums, while the transitional facilities census decreased for both continuums, resulting in an overall decrease for Oahu from 2,513 to 2,502 and an overall decrease on the Neighbor Islands from 783 to 775.
  - Overall, the HMIS end of month sheltered homeless census (excluding DV shelters) for the State of Hawaii decreased slightly from 3,296 in September to 3,277 in October. The total “vacant beds” as compared to the HIC capacity totaled 533.
  - Statewide active Outreach clients totaled 1,972 including 1,416 on Oahu and 556 on the Neighbor Islands. Outreach clients increased for both CoCs relative to September 2017.
  - 35 programs on Oahu and 23 programs on the Neighbor Islands had utilization rates of less than 85% or greater than 110%. These programs are marked in red.
  
- 2) Consent report for program entries during October 2017 (pp. 8-11)
  - The statewide consent to share rate decreased slightly from to 86% in September to 84% in October, among the 1,199 new intakes during the month.
  - Consent rates were above 90% for Services Only (97%), Emergency Shelter (96%), Transitional Housing (95%) and Rapid Re-Housing (93%); lower consent rates included Homeless Prevention (86%), Permanent Supportive Housing (89%) and Outreach (72%). Ten programs had consent rates below 80%. These programs are highlighted in RED.
  - The overall rate of consent to share data has increased significantly from 55% in January 2017.
  
- 3) Length of Stay by Agency and Program for clients exiting during October 2017 (pp. 12-15)
  - The average LOS for all programs was 283 days (representing 1,149 exits). October’s exits include the clients processed as a group from several closed programs, including one large PSH project. Thus, the LOS for the month is skewed significantly compared to the overall average LOS (123 days) reported in September.
  - Oahu (360 days) and Hawaii (122 days) averaged the highest LOS, followed by Kauai (88 days) and Maui (71 days).
  - Emergency shelter LOS ranged from 70 days on Maui to 137 days on Oahu. Transitional shelter LOS ranged from 106 days on Kauai to 678 days on Hawaii.
  
- 4) Timeliness (entries and exits) during October 2017 (pp. 16-23)
  - Intake timeliness increased to 3.82 average days from 3.02 average days in September.
  - 31 programs (highlighted in RED) averaged 5 or more days to enter intakes, a decrease of 4 programs compared to September.
  - Exit timeliness increased to 4.07 days compared to 1.83 average day in September. This increase may be the result of programs exiting clients in in a group after the programs closed.
  - 35 programs (highlighted in RED) averaged 5 or more days to enter exits, an increase of 7 programs compared to September.

**HMIS Census Report -October 31, 2017**  
**Oahu and Neighbor Islands - HIC Facilities**

**Summary of Monthly HMIS Shelter Census Counts**

November 30, 2016 - October 31, 2017

**HI-501 Oahu Census Summary**

	Emerg	Trans	Total HUD Homeless	HIC Openings	PH	HIC Openings	Veterans - ES/TH
November 30, 2016	1217	1557	2774	440	1019	40	253
December 31, 2016	1215	1532	2747	522	954	37	254
January 31, 2017	1243	1569	2812	552	1064	39	256
February 28, 2017	1149	1484	2633	684	1083	42	234
March 31, 2017	1158	1446	2604	NA	1130	NA	235
April 30, 2017	1018	1340	2358	734	1046	100	205
May 31, 2017	1024	1451	2475	551	1094	70	249
June 30, 2017	1077	1297	2374	594	1147	119	247
July 31, 2017	1100	1286	2386	268	1164	109	246
August 31, 2017	1162	1286	2434	236	1152	115	254
September 30, 2017	1175	1338	2513	209	1110	49	245
October 31, 2017	1197	1305	2502	226	1127	46	247

*\*Decrease in September 2017 HIC Openings is primarily a result of PH program that closed*

**HI-500 Balance of State Census Summary**

	Emerg	Trans	Total HUD Homeless	HIC Openings	PH	HIC Openings	Veterans - ES/TH
November 30, 2016	412	420	832	157	237	43	48
December 31, 2016	333	433	766	135	201	50	35
January 31, 2017	320	428	748	151	199	52	38
February 28, 2017	262	445	707	158	191	52	28
March 31, 2017	281	484	765	NA	217	NA	30
April 30, 2017	227	418	645	321	183	96	29
May 31, 2017	321	430	751	235	218	70	35
June 30, 2017	359	430	789	180	222	71	43
July 31, 2017	398	398	796	203	212	69	39
August 31, 2017	427	363	790	248	216	66	35
September 30, 2017	450	333	783	280	304	132	35
October 31, 2017	483	292	775	307	314	128	44

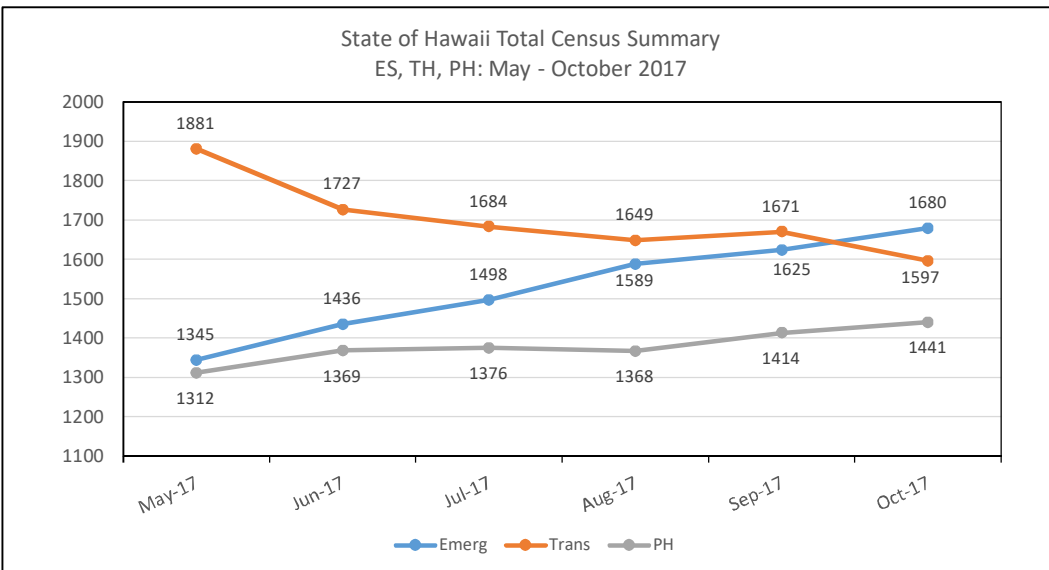
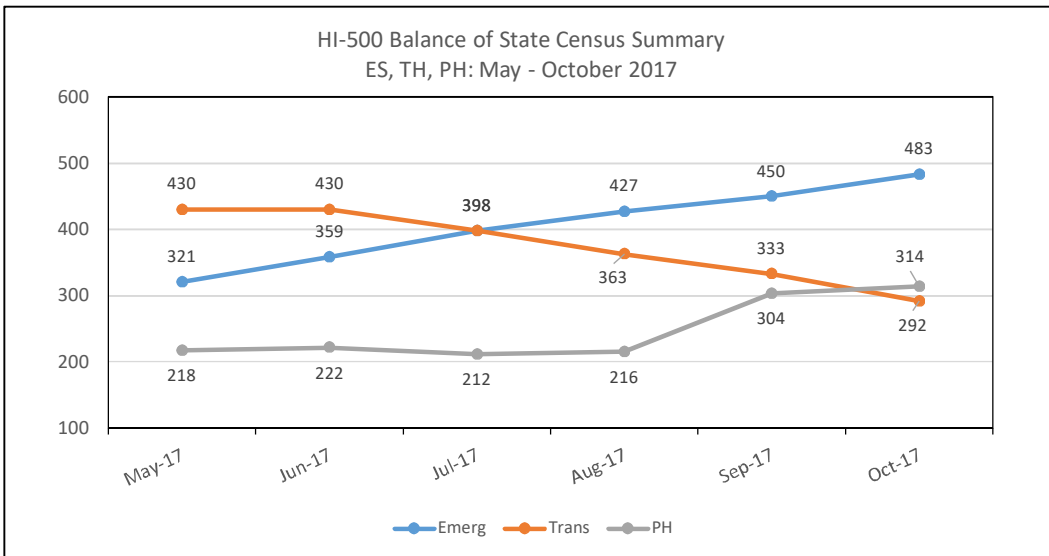
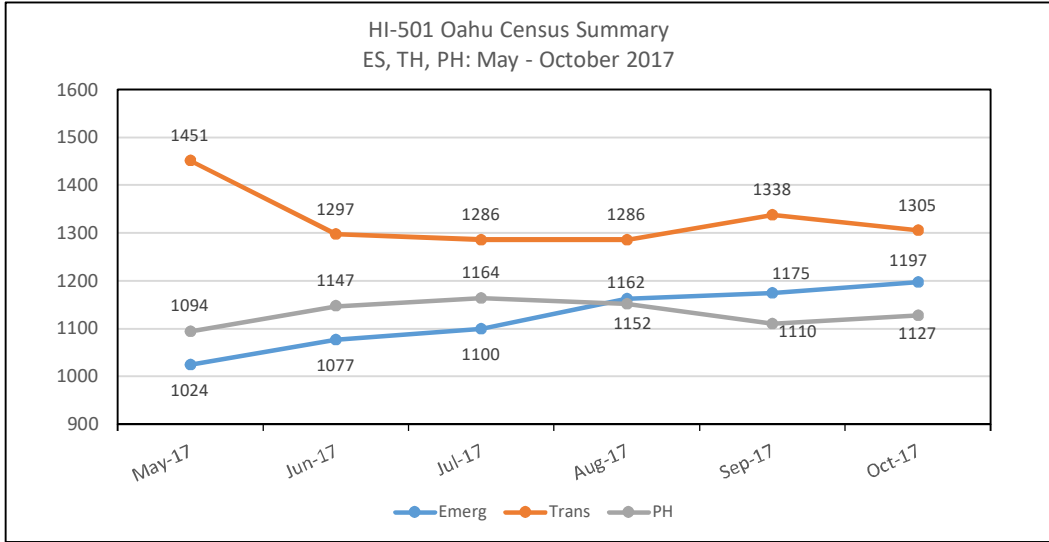
*\*Increase in September 2017 HIC Openings is primarily a result of new PH programs that opened*

**State of Hawaii Total Census Summary**

	Emerg	Trans	Total HUD Homeless	HIC Openings	PH	HIC Openings	Veterans - ES/TH
November 30, 2016	1629	1977	3606	597	1256	83	301
December 31, 2016	1548	1965	3513	657	1155	87	289
January 31, 2017	1563	1997	3560	703	1263	91	294
February 28, 2017	1411	1929	3340	842	1274	94	262
March 31, 2017	1439	1930	3369	NA	1347	NA	265
April 30, 2017	1245	1758	3003	1055	1229	196	234
May 31, 2017	1345	1881	3226	786	1312	140	284
June 30, 2017	1436	1727	3163	774	1369	190	290
July 31, 2017	1498	1684	3182	471	1376	178	285
August 31, 2017	1589	1649	3238	484	1368	181	289
September 30, 2017	1625	1671	3296	489	1414	181	280
October 31, 2017	1680	1597	3277	533	1441	174	291

**HMIS Census Report - October 31, 2017**  
**Oahu and Neighbor Islands - HIC Facilities**

**Summary of Monthly HMIS Shelter Census Counts**



**Census Report - October 31, 2017**  
**Oahu - HIC Facilities**

Proj. Type	Organization Name	Project Name	HIC Beds	Census on 10/31	% HIC Beds	Technical Openings	Veterans
ES	Child and Family Service	CFS - Honolulu Shelter	33	SP	NR	NR	SP
ES	Child and Family Service	CFS - Leeward Shelter	27	SP	NR	NR	SP
ES	Catholic Charities Hawaii	CCH - Kakaako Family Assessment Center	50	34	68%	16	0
ES	Family Promise of Hawaii	FPH - Honolulu Family Center	14	15	107%	0	0
ES	Family Promise of Hawaii	FPH - Windward Family Center	14	9	64%	5	0
ES	Hale Kipa Inc.	HKIPA - Boys BCP ES	8	1	13%	7	0
ES	Hale Kipa Inc.	HKIPA - Girls BCP ES	8	0	0%	8	0
ES	IHS Institute for Human Services	IHS - Behavioral Health ES	9	12	133%	0	1
ES	IHS Institute for Human Services	IHS - Hale Mauliola Program (Sand Island TH)	83	89	107%	0	3
ES	IHS Institute for Human Services	IHS - Kaaahi Families Shelter ES	100	90	90%	10	1
ES	IHS Institute for Human Services	IHS - Kaaahi Women ES	66	92	139%	0	3
ES	IHS Institute for Human Services	IHS - Sumner Men's Shelter	166	233	140%	0	55
ES	IHS Institute for Human Services	IHS - Tutu Bert's House (Med Respite ES)	24	22	92%	2	3
ES	Kealahou West Oahu	KWO - Hope for a New Beginning (Onelauena)	244	193	79%	51	3
ES	Parents and Children Together	PACT - Ohia Shelter	21	SP	NR	NR	SP
ES	Shelter of Wisdom	SOW - Great Joy 1	8	8	100%	0	1
ES	Shelter of Wisdom	SOW - Great Joy 2	9	7	78%	2	0
ES	Shelter of Wisdom	SOW - Great Joy 3	10	9	90%	1	1
ES	Shelter of Wisdom	SOW - Great Joy 4	6	5	83%	1	0
ES	Shelter of Wisdom	SOW - Hearts of Joy 1	9	4	44%	5	0
ES	Shelter of Wisdom	SOW - Hearts of Joy 2	13	13	100%	0	2
ES	Shelter of Wisdom	SOW - Streams of Joy 1	6	7	117%	0	2
ES	Shelter of Wisdom	SOW - Streams of Joy 2	9	8	89%	1	2
ES	U.S. Veterans Initiative	USVETS - BP Ewa HOPTEL	5	2	40%	3	2
ES	U.S. Veterans Initiative	USVETS - BP Pearl City Seniors HOPTEL	5	5	100%	0	5
ES	U.S. Veterans Initiative	USVETS - BP Respite Beds Barbers Point	10	8	80%	2	8
ES	U.S. Veterans Initiative	USVETS - WCC Emergency	191	183	96%	8	12
ES	U.S. Veterans Initiative	USVETS - WCC HOPTEL	5	5	100%	0	5
ES	Waikiki Health Center	WHC - Next Step Emergency Shelter	150	143	95%	7	7
ES	Windward Spouse Abuse Shelter	WSAS - Hale Ola	18	SP	NR	NR	NR
<b>Subtotal Emergency Shelter</b>			<b>1222</b>	<b>1197</b>	<b>98%</b>	<b>129</b>	<b>116</b>
TH	Alternative Structures Int't	ASI - Ohana Ola O Kahumana	240	229	95%	11	6
TH	Alternative Structures Int't	ASI - Ulu Ke Kukui (Villages of Maili)	315	307	97%	8	0
TH	Catholic Charities Hawaii	CCH - Ma'ili Land TH	54	50	93%	4	0
TH	Child and Family Service	CFS - Transitional Apartments	40	NR	NR	NR	NR
TH	Gregory House Programs	GHP - Community Residential Program	15	16	107%	0	4
TH	Gregory House Programs	GHP - HOPWA Gregory House (Competitive TH)	11	11	100%	0	1
TH	Hale Kipa Inc.	HKIPA - Apana Women's Shelter	5	3	60%	2	0
TH	Hale Kipa Inc.	HKIPA - Maka'aloa Men's TLP	4	3	75%	1	0
TH	Ho'omau Ke Ola	HKO - Lahilahi	10	7	70%	3	0
TH	Holomua Na `Ohana	HNO - Weinberg Village Waimanalo	120	131	109%	0	0
TH	Honolulu Community Action Prog	HCAP - Kumuhonua	68	90	132%	0	15
TH	Housing Solutions Inc.	HSI - Kulaokahua (TH for the elderly)	29	30	103%	0	1
TH	Housing Solutions Inc.	HSI - Na Kolea (TH for working singles)	64	61	95%	3	2
TH	Kealahou West Oahu	KWO - Onemalu Transitional Shelter	144	165	115%	0	2
TH	Parents and Children Together	PACT - Lehua	8	NR	NR	NR	NR
TH	Steadfast Housing Dev Corp	SHDC - Ahukini	5	4	80%	1	0
TH	Steadfast Housing Dev Corp	SHDC - Hale Ulu Pono - Transitional Housing	10	3	30%	7	1
TH	The Salvation Army ATS	SARMY - Waokanaka	9	9	100%	0	0
TH	The Salvation Army FTS	SARMY - Ka Ohu Hou O Manoa	30	21	70%	9	0
TH	The Salvation Army	SARMY - Pathway of Hope	24	2	8%	22	0
TH	U.S. Veterans Initiative	USVETS - BP GPD Bridge Housing	44	25	57%	19	25
TH	U.S. Veterans Initiative	USVETS - BP GPD Clinical Treatment	30	32	107%	0	32
TH	U.S. Veterans Initiative	USVETS - BP GPD Low Demand	36	41	114%	0	41
TH	U.S. Veterans Initiative	USVETS - WCC Transitional	11	6	55%	5	0
TH	Windward Spouse Abuse Shelter	WSAS - Imua	1	NR	NR	NR	NR
TH	Women in Need	WIN - Bridge To Success Halawa	13	31	238%	0	1
TH	Women in Need	WIN - Family House - Aiea	30	28	93%	2	0
<b>Subtotal Transitional Housing</b>			<b>1323</b>	<b>1305</b>	<b>99%</b>	<b>97</b>	<b>131</b>
PSH	Gregory House Programs	GHP - HOPWA Formula TBRA (City)	33	28	85%	5	7
PSH	Gregory House Programs	GHP - HOPWA SPNS Competitive PSH TBRA	48	40	83%	8	4
PSH	Gregory House Programs	GHP - S+C CoC Program TBRA	47	52	111%	0	3
PSH	IHS Institute for Human Services	IHS - City FY15 Housing First PSH	177	183	103%	0	5
PSH	IHS Institute for Human Services	IHS - New PSH 2013 (CoC funded)	33	34	103%	0	1
PSH	IHS Institute for Human Services	IHS - SPC Home at Last 2010	80	84	105%	0	15

**Census Report - October 31, 2017  
Oahu - HIC Facilities**

Proj. Type	Organization Name	Project Name	HIC Beds	Census on 10/31	% HIC Beds	Technical Openings	Veterans
PSH	IHS Institute for Human Services	IHS - SPC Home Sweet Home	12	18	150%	0	1
PSH	IHS Institute for Human Services	IHS - SPC Home Sweet Home II	7	10	143%	0	0
PSH	IHS Institute for Human Services	IHS - SPC No Place Like Home	17	17	100%	0	1
PSH	Kalihi-Palama Health Center	KPHC - New Beginnings	175	190	109%	0	11
PSH	Mental Health Kooka	MHK - Safe Haven	25	21	84%	4	2
PSH	Steadfast Housing Dev Corp	SHDC - Headway House/Hale Ulu Pono	40	35	88%	5	4
PSH	Steadfast Housing Dev Corp	SHDC - Kaukama	5	4	80%	1	0
PSH	Steadfast Housing Dev Corp	SHDC - Komo Mai	5	4	80%	1	1
PSH	Steadfast Housing Dev Corp	SHDC - Shelter Plus Care 1	150	144	96%	6	9
PSH	U.S. Veterans Initiative	USVETS - PB Housing First PSH	116	102	88%	14	21
PSH	U.S. Veterans Initiative	USVETS - BP Permanent Supportive Housing	13	11	85%	2	11
PSH	U.S. Veterans Initiative	USVETS - BP PH2 CHAMPS VET FAMILIES	32	35	109%	0	17
PSH	U.S. Veterans Initiative	USVETS - WCC Housing First Increment II (CoC)	100	115	115%	0	7
	<b>Subtotal Permanent Housing</b>		<b>1115</b>	<b>1127</b>	<b>101%</b>	<b>46</b>	<b>120</b>
RRH	Alternative Structures Int't	ASI - HPO Rapid Re-Housing	NA	121	NA	NA	0
RRH	Catholic Charities Hawaii	CCH - ESG Rapid Re-housing	NA	4	NA	NA	0
RRH	Catholic Charities Hawaii	CCH - HPP Rapid Re-housing	NA	625	NA	NA	4
RRH	Catholic Charities Hawaii	CCH - SHEG Oahu Rapid Re-Housing	NA	12	NA	NA	2
RRH	Catholic Charities Hawaii	CCH - SSVF Priority 1 Rapid Rehousing	NA	34	NA	NA	26
RRH	Honolulu Community Action Prog	HCAP - HPO RRH Rapid Re-Housing	NA	11	NA	NA	2
RRH	IHS Institute for Human Services	IHS - ESG Rapid Re-housing	NA	36	NA	NA	2
RRH	IHS Institute for Human Services	IHS - HOMES Clean & Sober	NA	26	NA	NA	1
RRH	IHS Institute for Human Services	IHS - HPO Rapid Re-Housing	NA	60	NA	NA	2
RRH	IHS Institute for Human Services	IHS - HPP Rapid Re-housing	NA	241	NA	NA	1
RRH	IHS Institute for Human Services	IHS - New Youth Rapid Re-Housing 2016 (NYRRH 2016)	NA	10	NA	NA	0
RRH	IHS Institute for Human Services	IHS - RRH Bridge Funding (AUW FY2017)	NA	33	NA	NA	0
RRH	Kalihi-Palama Health Center	KPHC - ESG Rapid Re-housing	NA	13	NA	NA	0
RRH	The Salvation Army	SARMY - FSO HPO Rapid Re-Housing	NA	22	NA	NA	0
RRH	U.S. Veterans Initiative	USVETS - SSVF Priority 1 Rapid Re-housing	NA	1	NA	NA	1
RRH	U.S. Veterans Initiative	USVETS - WCC ESG Rapid Re-housing	NA	32	NA	NA	27
RRH	U.S. Veterans Initiative	USVETS - SSVF Oahu Rapid Re-housing	NA	49	NA	NA	5
RRH	U.S. Veterans Initiative	USVETS - WCC ESG Rapid Re-Housing 2017	NA	3	NA	NA	2
RRH	U.S. Veterans Initiative	USVETS - WCC HPO Rapid Re-Housing	NA	44	NA	NA	1
	<b>Subtotal Rapid ReHousing</b>			<b>1377</b>	<b>NA</b>	<b>NA</b>	<b>76</b>
	<b>Total Emergency+Transitional</b>		<b>2,545</b>	<b>2,502</b>	<b>98%</b>	<b>226</b>	<b>247</b>
	<b>Total Permanent</b>		<b>1,115</b>	<b>1,127</b>	<b>101%</b>	<b>46</b>	<b>120</b>
	<b>TOTAL</b>		<b>3,660</b>	<b>3,629</b>	<b>99%</b>	<b>272</b>	<b>367</b>

**Census Report - October 31, 2017**  
**Neighbor Islands - HIC Facilities**

Project Type	Organization Name	Project Name	HIC Beds	Census on 10/31	%HIC Beds	Technical Openings	Veterans
ES	Child and Family Service	CFS - Hale Ohana	20	SP	NR	NR	NR
ES	Child and Family Service	CFS - West Hawaii Domestic Abuse Shelter	15	SP	NR	NR	NR
ES	Family Life Center	FLC - Ho'olanani	25	23	92%	2	0
ES	HOPE Services Hawaii	HOPE - East Hawaii Emergency Mens Program ES	32	32	100%	0	6
ES	HOPE Services Hawaii	HOPE - Kiheipua Emergency Shelter	44	57	130%	0	1
ES	HOPE Services Hawaii	HOPE - Ohea ES	5	3	60%	2	3
ES	HOPE Services Hawaii	HOPE - West Hawaii Emergency Housing Program	31	38	123%	0	4
ES	Kauai Economic Opportunity	KEO - Mana'olana Emergency Homeless Shelter	38	66	174%	0	5
ES	KHAKO, INC	KHAKO - Central Emergency	78	162	208%	0	7
ES	KHAKO, INC	KHAKO - Westside Emergency	68	93	137%	0	4
ES	USVETS	USVETS - Hilo HOPTel Program	5	5	100%	0	5
ES	USVETS	USVETS - Kauai HOPTel Program	5	4	80%	1	4
ES	Women Helping Women	WHW - Hale Lokomaikai	24	SP	NR	NR	NR
ES	YWCA of Kauai	YWCA - Family Violence Shelter	18	SP	NR	NR	NR
<b>Subtotal Emergency Shelters</b>			<b>331</b>	<b>483</b>	<b>146%</b>	<b>5</b>	<b>39</b>
TH	Child and Family Service	CFS - Hale Kahua Pa'a	10	NR	NR	NR	NR
TH	Hawaii Affordable Properties, Inc.	HAP - Na Kahua Hale O Ulu Wini (Kaloko)	115	84	73%	31	0
TH	Hawaii Island Home for Recovery, Inc.	HIHR - Transitional Housing Project	19	17	89%	2	1
TH	HOPE Services Hawaii	HOPE - Kuleana House	7	3	43%	4	0
TH	HOPE Services Hawaii	HOPE - Wilder House	10	5	50%	5	0
TH	Kauai Economic Opportunity	KEO - Kome TH	7	7	100%	0	0
TH	Kauai Economic Opportunity	KEO - Komohana Group Home	6	3	50%	3	1
TH	Kauai Economic Opportunity	KEO - Lawehana TH	9	3	33%	6	0
TH	Kauai Economic Opportunity	KEO - Lihue Court Apartments	40	8	20%	32	0
TH	Kauai Economic Opportunity	KEO - Mana'olana Transitional Housing	24	22	92%	2	0
TH	KHAKO, INC	KHAKO - Central Transitional	193	61	32%	132	2
TH	KHAKO, INC	KHAKO - Westside Transitional	136	52	38%	84	1
TH	Salvation Army Big Island	SARMY - Big Island RHY TLP	2	1	50%	1	0
TH	Women In Need	WIN - Bridge to Success Kauai	22	26	118%	0	0
<b>Subtotal Transitional Housing</b>			<b>590</b>	<b>292</b>	<b>49%</b>	<b>302</b>	<b>5</b>
PSH	Catholic Charities Hawaii	CCH - HPO NI Housing First (Kauai)	14	2	14%	12	1
PSH	Family Life Center	FLC - HPO NI Housing First	15	16	107%	0	1
PSH	Family Life Center	FLC - S+C 1	2	2	100%	0	0
PSH	Family Life Center	FLC - S+C 2	21	23	110%	0	3
PSH	Family Life Center	FLC - S+C 3	10	10	100%	0	0
PSH	Family Life Center	FLC - S+C 6 (Eha split)	22	28	127%	0	3
PSH	Family Life Center	FLC - S+C 7	6	7	117%	0	0
PSH	Family Life Center	FLC - S+C 8	3	3	100%	0	2
PSH	Hawaii Island Home for Recovery, Inc.	HIHR - New HIHR PSH (FY2014)	5	3	60%	2	1
PSH	Hawaii Island Home for Recovery, Inc.	HIHR - Permanent Housing Project (FY2011)	16	16	100%	0	1
PSH	Hawaii Island Home for Recovery, Inc.	HIHR - PSH 3	3	3	100%	0	0
PSH	HOPE Services Hawaii	HOPE - Continuum of Care II PSH	14	24	171%	0	2
PSH	HOPE Services Hawaii	HOPE - HPO NI Housing First	125	81	65%	44	17
PSH	HOPE Services Hawaii	HOPE - Kukui Shelter Plus Care	111	50	45%	61	6
PSH	Maui AIDS Foundation	MAF - HOPWA PSH	29	NR	NR	NR	NR
PSH	Steadfast Housing Dev Corp	SHDC - Eha Shelter Plus Care	24	26	108%	0	2
PSH	Steadfast Housing Dev Corp	SHDC - Eono Shelter Plus Care	13	5	38%	8	0
PSH	Steadfast Housing Dev Corp	SHDC - Kaahela CoC Funded (Kauai)	5	4	80%	1	0
PSH	Steadfast Housing Dev Corp	SHDC - Kaulana CoC Funded (Maui)	5	5	100%	0	0
PSH	Steadfast Housing Dev Corp	SHDC - Kulalani CoC Funded (Maui)	6	6	100%	0	0
PSH	<b>Subtotal Permanent Supportive Housing</b>		<b>420</b>	<b>314</b>	<b>75%</b>	<b>128</b>	<b>39</b>
RRH	Catholic Charities Hawaii	CCH - SHEG NI Rapid Rehousing		45	NA	NA	1
RRH	Catholic Charities Hawaii	CCH - SSVF Priority 1 Rapid Rehousing		35	NA	NA	28
RRH	Family Life Center	FLC - ESG Kauai Rapid Re-housing		2	NA	NA	1
RRH	Family Life Center	FLC - ESG Maui Rapid Re-housing		43	NA	NA	1
RRH	Family Life Center	FLC - HPO RRH Rapid Re-Housing		28	NA	NA	3
RRH	Family Life Center	FLC - HPP Kauai Rapid Re-housing		16	NA	NA	0
RRH	Family Life Center	FLC - HPP Maui Rapid Re-housing		97	NA	NA	2
RRH	HOPE Services Hawaii	HOPE - Domestic Violence		1	NA	NA	0
RRH	HOPE Services Hawaii	HOPE - ESG Rapid Re-housing		191	NA	NA	5
RRH	HOPE Services Hawaii	HOPE - HPO RRH Rapid Re-Housing		71	NA	NA	1
RRH	HOPE Services Hawaii	HOPE - HPP Rapid Re-housing		149	NA	NA	0
RRH	Kauai Economic Opportunity	KEO - ESG Rapid Re-housing		56	NA	NA	3
RRH	U.S. Veterans Initiative	USVETS - SSVF Priority 2 Rapid Re-housing		139	NA	NA	120
<b>Subtotal Rapid ReHousing</b>				<b>873</b>	<b>NA</b>	<b>NA</b>	<b>165</b>
<b>Total Emergency+Transitional</b>			<b>921</b>	<b>775</b>	<b>84%</b>	<b>307</b>	<b>44</b>
<b>Total Permanent</b>			<b>420</b>	<b>314</b>	<b>75%</b>	<b>128</b>	<b>39</b>
<b>TOTAL</b>			<b>1,341</b>	<b>1,089</b>	<b>81%</b>	<b>435</b>	<b>83</b>

## Outreach Program Count

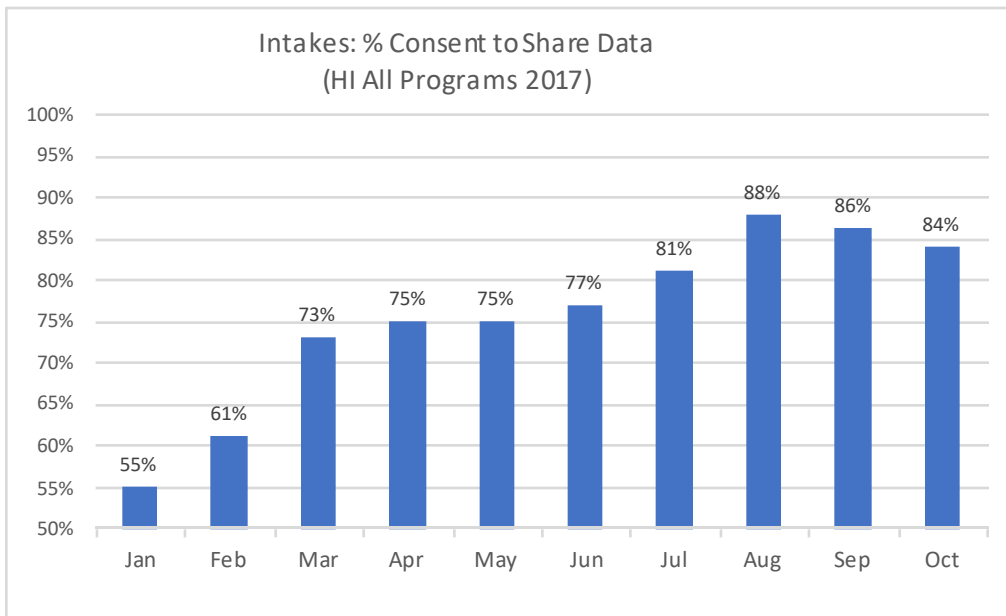
Active as of October 31, 2017

Programs	CoC	Active Count	# Veterans
FLC - Maui Regions 1, 2, 3, 6 - Street Outreach (HPO)	BOS	70	5
FLC - Maui Regions 4, 5 - Street Outreach (HPO)	BOS	37	5
HOPE - Hawaii Regions 1, 8, 9, 10 - Street Outreach (HPO)	BOS	72	2
HOPE - Hawaii Regions 2, 3, 4, 5, 6, 7 - Street Outreach (HPO)	BOS	136	3
HOPE - PATH Street Outreach Program	BOS	34	1
KEO - Kauai All Regions - Street Outreach (HPO)	BOS	141	3
MHK - PATH Street Outreach Program	BOS	3	0
SARMY - Maui Homeless Outreach Program	BOS	63	9
ALEA - Street Outreach Program	Oahu	11	0
CARE - Care Hawaii AMHD Street Outreach Program	Oahu	26	2
CHOW - Oahu Region 1 - Street Outreach (HPO)	Oahu	64	5
CHOW - Oahu Region 2 - Street Outreach (HPO)	Oahu	17	1
CHOW - Oahu Region 6 - Street Outreach (HPO)	Oahu	3	0
HNP - Hale Na`au Pono AMHD Street Outreach Program	Oahu	2	0
IHS - Oahu Region 1 - Street Outreach (HPO)	Oahu	65	6
IHS - Oahu Region 2 - Street Outreach (HPO)	Oahu	202	14
IHS - Oahu Region 4 - Street Outreach (HPO)	Oahu	56	7
KPHC - Oahu Region 1 - Street Outreach (HPO)	Oahu	249	7
KPHC - Oahu Region 2 - Street Outreach (HPO)	Oahu	6	0
KPHC - Oahu Region 6 - Street Outreach (HPO)	Oahu	16	2
KPHC - PATH Street Outreach Program	Oahu	148	7
KWO - Oahu Region 7 - Street Outreach (HPO)	Oahu	117	1
MHK - Oahu Activity Center Homeless Outreach Program	Oahu	3	0
NALO - Waimanalo Health Center Street Outreach	Oahu	28	0
USVETS - BP Oahu Region 3 - Street Outreach (HPO)	Oahu	129	17
USVETS - BP Oahu Region 5 - Street Outreach (HPO)	Oahu	48	8
WCCHC - Homeless Outreach Program	Oahu	226	10
<b>TOTAL BY CONTINUUM (may be duplicated)</b>	<b>Oahu</b>	<b>1,416</b>	<b>87</b>
<b>TOTAL BY CONTINUUM (may be duplicated)</b>	<b>BOS</b>	<b>556</b>	<b>28</b>
<b>TOTAL STATEWIDE (may be duplicated)</b>		<b>1,972</b>	<b>115</b>

Outreach Program Summary			
	Oahu	Neighbor Island (BOS)	State
July 31, 2017	1,672	489	2,161
August 31, 2017	1,529	534	2,063
September 30, 2017	1,377	513	1,890
October 31, 2017	1,416	556	1,972

**Consent to Share Data by Program Type  
Intakes During October 2017**

Row Labels	No	Yes	Grand Total	% Consent
Emergency Shelter (ES)	15	331	346	96%
Homeless Outreach	154	391	545	<b>72%</b>
Homeless Prevention	8	50	58	86%
Permanent Supportive Housing (PSH)	3	24	27	89%
Rapid Re-Housing (RRH)	9	118	127	93%
Services Only program	1	29	30	97%
Transitional Housing (TH)	3	63	66	95%
<b>Grand Total</b>	<b>193</b>	<b>1,006</b>	<b>1,199</b>	<b>84%</b>



**Consent to Share Data by Organization and Program  
Intakes During October 2017**

Agency/Program	No	Yes	Grand Total	% Consent
<b>ALEA - Street Outreach Program</b>		<b>3</b>	<b>3</b>	<b>100%</b>
<b>Alternative Structures International</b>	<b>1</b>	<b>38</b>	<b>39</b>	<b>97%</b>
ASI - HPO RRH Rapid Re-Housing	1	20	21	95%
ASI - Ohana Ola O Kahumana		10	10	100%
ASI - Ulu Ke Kukui (Villages of Maili)		8	8	100%
<b>CARE Hawaii</b>		<b>17</b>	<b>17</b>	<b>100%</b>
CARE - Care Hawaii AMHD Services Only Program		1	1	100%
CARE - Care Hawaii AMHD Street Outreach Program		16	16	100%
<b>Catholic Charities Hawaii</b>	<b>9</b>	<b>70</b>	<b>79</b>	<b>89%</b>
CCH - HPO NI Housing First (Kauai)		1	1	100%
CCH - HPP Rapid Re-housing	6	35	41	85%
CCH - Kakaako Family Assessment Center	1	10	11	91%
CCH - SHEG NI Homelessness Prevention		5	5	100%
CCH - SHEG NI Rapid Rehousing		4	4	100%
CCH - SSVF Priority 1 Homeless Prevention	1	5	6	83%
CCH - SSVF Priority 1 Rapid Rehousing	1	10	11	91%



**Consent to Share Data by Organization and Program  
Intakes During October 2017**

Agency/Program	No	Yes	Grand Total	% Consent
<b>CHOW - Oahu Region 1 - Street Outreach (HPO)</b>		8	8	100%
<b>Family Life Center</b>		75	75	100%
FLC - ESG Maui Rapid Re-housing		4	4	100%
FLC - Ho'olanani		10	10	100%
FLC - HPO NI Housing First		2	2	100%
FLC - HPP Maui Homelessness Prevention		2	2	100%
FLC - HPP Maui Rapid Re-housing		5	5	100%
FLC - Maui Regions 1, 2, 3, 6 - Street Outreach (HPO)		30	30	100%
FLC - Maui Regions 4, 5 - Street Outreach (HPO)		20	20	100%
FLC - S+C 2		1	1	100%
FLC - S+C 6 (Eha split)		1	1	100%
<b>Family Promise of Hawaii</b>		4	4	100%
FPH - Honolulu Family Center		4	4	100%
<b>Gregory House Programs</b>		2	2	100%
GHP - Community Residential Program - CoC Program TH		1	1	100%
GHP - HOPWA Gregory House - Competitive TH		1	1	100%
<b>HKIPA - Maka`aloa TLP</b>		1	1	100%
<b>Hawaii Island Home for Recovery</b>		2	2	100%
HIHR - PSH 3		1	1	100%
HIHR - Transitional Housing		1	1	100%
<b>HNO - Weinberg Village Waimanalo</b>	1	4	5	80%
<b>HCAP - HPO RRH Rapid Re-Housing</b>		5	5	100%
<b>HOPE Services Hawaii, Inc.</b>	3	121	124	98%
HOPE - Beyond Shelter	2		2	0%
HOPE - Continuum of Care II PSH		1	1	100%
HOPE - East Hawaii Emergency Mens Program ES		19	19	100%
HOPE - ESG Homelessness Prevention		8	8	100%
HOPE - ESG Rapid Re-housing		2	2	100%
HOPE - Hawaii Regions 1, 8, 9, 10 - Street Outreach (HPO)	1	11	12	92%
HOPE - Hawaii Regions 2, 3, 4, 5, 6, 7 - Street Outreach (HPO)		35	35	100%
HOPE - HPO NI Housing First		1	1	100%
HOPE - HPO RRH Rapid Re-Housing		12	12	100%
HOPE - HPP Homelessness Prevention		1	1	100%
HOPE - HPP Rapid Re-housing		3	3	100%
HOPE - Kiheipua		4	4	100%
HOPE - PATH Street Outreach Program		10	10	100%
HOPE - West Hawaii Emergency Housing Program		14	14	100%
<b>HSI - Na Kolea Rooming House (TH for Working Singles)</b>		3	3	100%
<b>Institute for Human Services</b>	18	236	254	93%
IHS - Behavioral Health ES		3	3	100%
IHS - City FY15 Housing First PSH		3	3	100%
IHS - ESG Homelessness Prevention		1	1	100%
IHS - Hale Mauiola Program (Sand Island)	1	7	8	88%
IHS - HPO RRH Homeless Prevention		4	4	100%
IHS - HPO RRH Rapid Re-Housing		1	1	100%
IHS - HPP Homelessness Prevention	5	23	28	82%
IHS - HPP Rapid Re-housing		4	4	100%

**Consent to Share Data by Organization and Program  
Intakes During October 2017**

Agency/Program	No	Yes	Grand Total	% Consent
IHS - Kaa`ahi Families ES		11	11	100%
IHS - Kaa`ahi Women's ES	2	22	24	92%
IHS - New Youth Rapid Re-Housing 2016 (NYRRH 2016)	1	7	8	88%
IHS - Oahu Region 1 - Street Outreach (HPO)	3	14	17	82%
IHS - Oahu Region 2 - Street Outreach (HPO)	4	66	70	94%
IHS - Oahu Region 4 - Street Outreach (HPO)		8	8	100%
IHS - Sumner Men's ES	2	54	56	96%
IHS - TBH Medical Respite (ES)		8	8	100%
<b>Ka Hale A Ke Ola, Inc</b>	<b>2</b>	<b>64</b>	<b>66</b>	<b>97%</b>
KHAKO - Central ES	2	39	41	95%
KHAKO - Central TH		5	5	100%
KHAKO - Westside ES		18	18	100%
KHAKO - Westside TH		2	2	100%
<b>Kalihi Palama Health Center</b>	<b>100</b>	<b>43</b>	<b>143</b>	<b>30%</b>
KPHC - Oahu Region 1 - Street Outreach (HPO)	84	18	102	18%
KPHC - Oahu Region 2 - Street Outreach (HPO)	6		6	0%
KPHC - PATH Street Outreach Program	10	25	35	71%
<b>Kauai Economic Opportunity</b>	<b>2</b>	<b>53</b>	<b>55</b>	<b>96%</b>
KEO - Kauai All Regions - Street Outreach (HPO)	1	24	25	96%
KEO - Mana'olana Emergency	1	26	27	96%
KEO - Mana'olana Transitional Housing		3	3	100%
<b>Kealahou West Oahu</b>	<b>1</b>	<b>26</b>	<b>27</b>	<b>96%</b>
KWO - Oahu Region 7 - Street Outreach (HPO)		8	8	100%
KWO - Onelau`ena	1	15	16	94%
KWO - Onemalu TH		3	3	100%
<b>LASH - Legal Services Program (HPO funded)</b>		<b>28</b>	<b>28</b>	<b>100%</b>
<b>Maui AIDS Foundation</b>	<b>3</b>		<b>3</b>	<b>0%</b>
MAF - HOPWA Formula Permanent Housing Placement (PHP)	1		1	0%
MAF - HOPWA Formula STRMU	2		2	0%
<b>MHK - Oahu Activity Center Homeless Outreach Program</b>		<b>1</b>	<b>1</b>	<b>100%</b>
<b>SARMY - Oahu ATS Program</b>		<b>2</b>	<b>2</b>	<b>100%</b>
<b>SARMY - Maui Homeless Outreach Program</b>	<b>10</b>		<b>10</b>	<b>0%</b>
<b>Shelter of Wisdom</b>		<b>3</b>	<b>3</b>	<b>100%</b>
SOW - Great Joy 1		1	1	100%
SOW - Great Joy 3		1	1	100%
SOW - Hearts of Joy 2		1	1	100%
<b>Steadfast Housing Development Corporation</b>	<b>1</b>	<b>2</b>	<b>3</b>	<b>67%</b>
SHDC - Ahukini CoC Funded (Oahu)		1	1	100%
SHDC - Eha S+C	1	1	2	50%
<b>USVETS</b>	<b>16</b>	<b>114</b>	<b>130</b>	<b>88%</b>
USVETS - BP Ewa HOPTTEL		3	3	100%
USVETS - BP GPD Bridge Housing		4	4	100%
USVETS - BP GPD Clinical Treatment		6	6	100%
USVETS - BP GPD Low Demand		4	4	100%
USVETS - BP Hilo HOPTTEL Program		3	3	100%
USVETS - BP Kauai HOPTTEL Program	1	4	5	80%

**Consent to Share Data by Organization and Program  
Intakes During October 2017**

<b>Agency/Program</b>	<b>No</b>	<b>Yes</b>	<b>Grand Total</b>	<b>% Consent</b>
USVETS - BP Oahu Region 3 - Street Outreach (HPO)	8	34	42	81%
USVETS - BP Oahu Region 5 - Street Outreach (HPO)	5	10	15	<b>67%</b>
USVETS - BP Pearl City Seniors HOPTEL		2	2	100%
USVETS - BP Respite Beds Barbers Point		4	4	100%
USVETS - SSVF Priority 1 Rapid Re-housing		1	1	100%
USVETS - SSVF Priority 2 Homeless Prevention		1	1	100%
USVETS - SSVF Priority 2 Rapid Re-housing		5	5	100%
USVETS - WCC Emergency Shelter		20	20	100%
USVETS - WCC HOPTEL		1	1	100%
USVETS - WCC Housing First Increment II (CoC)	2	12	14	86%
<b>WCCHC - Homeless Outreach Program</b>	<b>22</b>	<b>42</b>	<b>64</b>	<b>66%</b>
<b>WH - Next Step Emergency Shelter</b>	<b>4</b>	<b>27</b>	<b>31</b>	<b>87%</b>
<b>NALO - Waimanalo Health Center Street Outreach</b>		<b>8</b>	<b>8</b>	<b>100%</b>
<b>Women In Need</b>		<b>4</b>	<b>4</b>	<b>100%</b>
WIN - Bridge To Success Halawa		3	3	100%
WIN - Bridge To Success Kauai		1	1	100%
<b>Grand Total</b>	<b>193</b>	<b>1,006</b>	<b>1,199</b>	<b>84%</b>

**Length of Stay by County and Program Type  
Exits During October 2017**

<b>County/Type of Program</b>	<b># Exits in October</b>	<b>Average Days to Exit</b>
<b>Hawaii</b>	<b>111</b>	<b>122</b>
Emergency Shelter (ES)	32	75
Homeless Outreach	33	45
Homeless Prevention	23	148
Permanent Supportive Housing (PSH)	1	308
Rapid Re-Housing (RRH)	18	181
Transitional Housing (TH)	4	678
<b>Kauai</b>	<b>36</b>	<b>88</b>
Emergency Shelter (ES)	13	72
Homeless Outreach	7	87
Permanent Supportive Housing (PSH)	2	79
Transitional Housing (TH)	14	106
<b>Maui</b>	<b>181</b>	<b>71</b>
Emergency Shelter (ES)	88	70
Homeless Outreach	57	45
Homeless Prevention	6	16
Permanent Supportive Housing (PSH)	1	503
Rapid Re-Housing (RRH)	2	32
Services Only program	1	0
Transitional Housing (TH)	26	138
<b>Oahu</b>	<b>821</b>	<b>360</b>
Emergency Shelter (ES)	255	137
Homeless Outreach	258	92
Homeless Prevention	37	121
Permanent Supportive Housing (PSH)	78	2290
Rapid Re-Housing (RRH)	29	132
Services Only program	10	75
Transitional Housing (TH)	154	319
<b>Grand Total</b>	<b>1149</b>	<b>283</b>

**Length of Stay by Agency and Program  
Exits During October 2017**

<b>Agency/Program</b>	<b># Exits in October</b>	<b>Average Days to Exit</b>
<b>ALEA Bridge</b>	<b>1</b>	<b>3</b>
ALEA - Street Outreach Program	1	3
<b>Alternative Structures International</b>	<b>79</b>	<b>322</b>
ASI - Ohana Ola O Kahumana	35	249
ASI - Ulu Ke Kukui (Villages of Maili)	44	380
<b>Catholic Charities Hawaii</b>	<b>97</b>	<b>157</b>
CCH - HPO NI Housing First (Kauai)	1	54
CCH - HPP Rapid Re-housing	9	220
CCH - Kakaako Family Assessment Center	11	45

**Length of Stay by Agency and Program  
Exits During October 2017**

<b>Agency/Program</b>	<b># Exits in October</b>	<b>Average Days to Exit</b>
CCH - Ma'ili Land Transitional Housing	12	309
CCH - SHEG NI Homelessness Prevention	15	161
CCH - SHEG NI Rapid Rehousing	2	103
CCH - SHEG Oahu Homelessness Prevention	27	124
CCH - SHEG Oahu Rapid Re-Housing	5	95
CCH - SSVF Priority 1 Homeless Prevention	1	167
CCH - SSVF Priority 2 Homeless Prevention (CLOSED)	5	138
CCH - SSVF Priority 2 Rapid Rehousing (CLOSED)	9	191
<b>CHOW Project</b>	<b>34</b>	<b>99</b>
CHOW - Oahu Region 1 - Street Outreach (HPO)	33	98
CHOW - Oahu Region 6 - Street Outreach (HPO)	1	133
<b>Family Life Center</b>	<b>64</b>	<b>41</b>
FLC - Ho'olanani	11	51
FLC - Maui Regions 1, 2, 3, 6 - Street Outreach (HPO)	42	47
FLC - Maui Regions 4, 5 - Street Outreach (HPO)	11	9
<b>Family Promise of Hawaii</b>	<b>13</b>	<b>48</b>
FPH - Honolulu Family Center	8	53
FPH - Windward Family Center	5	39
<b>Hale Kipa</b>	<b>3</b>	<b>45</b>
HKIPA - Aaaa Women's Shelter TLP	1	126
HKIPA - Boys Shelter BCP ES	1	1
HKIPA - Girls Shelter BCP ES	1	9
<b>Hawaii Affordable Properties, Inc.</b>	<b>4</b>	<b>678</b>
HAP - Na Kahua Hale O Ulu Wini	4	678
<b>Hawaii Island Home for Recovery</b>	<b>1</b>	<b>308</b>
HIHR - PSH 3	1	308
<b>Holomua Na Ohana</b>	<b>11</b>	<b>557</b>
HNO - Weinberg Village Waimanalo	11	557
<b>Honolulu Community Action Program</b>	<b>6</b>	<b>356</b>
HCAP - Kumuhonua	6	356
<b>HOPE Services Hawaii, Inc.</b>	<b>73</b>	<b>74</b>
HOPE - East Hawaii Emergency Mens Program ES	18	52
HOPE - ESG Homelessness Prevention	1	0
HOPE - ESG Rapid Re-housing	7	190
HOPE - Hawaii Regions 1, 8, 9, 10 - Street Outreach (HPO)	2	11
HOPE - Hawaii Regions 2, 3, 4, 5, 6, 7 - Street Outreach (HPO)	28	46
HOPE - HPP Homelessness Prevention	2	146
HOPE - Kiheipua	8	125
HOPE - PATH Street Outreach Program	3	54
HOPE - West Hawaii Emergency Housing Program	4	92
<b>Housing Solutions, Inc.</b>	<b>5</b>	<b>203</b>
HSI - Na Kolea Rooming House (TH for Working Singles)	5	203
<b>Institute for Human Services</b>	<b>130</b>	<b>106</b>
IHS - Behavioral Health ES	3	34

**Length of Stay by Agency and Program  
Exits During October 2017**

<b>Agency/Program</b>	<b># Exits in October</b>	<b>Average Days to Exit</b>
IHS - ESG Homelessness Prevention	3	281
IHS - ESG Rapid Re-housing	1	276
IHS - Hale Mauliola Program (Sand Island)	10	187
IHS - HPP Homelessness Prevention	3	27
IHS - HPP Rapid Re-housing	2	23
IHS - Kaa`ahi Families ES	30	152
IHS - Kaa`ahi Women's ES	23	36
IHS - Oahu Region 1 - Street Outreach (HPO)	2	50
IHS - Oahu Region 4 - Street Outreach (HPO)	1	47
IHS - SPC Home At Last 2010	1	2407
IHS - SPC Home Sweet Home	1	273
IHS - Sumner Men's ES	43	48
IHS - TBH Medical Respite (ES)	7	40
<b>Ka Hale A Ke Ola, Inc</b>	<b>103</b>	<b>89</b>
KHAKE - Central ES	42	65
KHAKE - Central TH	21	131
KHAKE - Westside ES	35	81
KHAKE - Westside TH	5	169
<b>Kalihi Palama Health Center</b>	<b>108</b>	<b>147</b>
KPHC - New Beginnings S+C Program	2	3130
KPHC - Oahu Region 1 - Street Outreach (HPO)	37	81
KPHC - Oahu Region 2 - Street Outreach (HPO)	3	141
KPHC - PATH Street Outreach Program	66	94
<b>Kauai Economic Opportunity</b>	<b>31</b>	<b>96</b>
KEO - Kauai All Regions - Street Outreach (HPO)	7	87
KEO - Lihue Court Transitional Housing	10	105
KEO - Mana'olana Emergency	10	90
KEO - Mana'olana Transitional Housing	4	107
<b>Kealahou West Oahu</b>	<b>71</b>	<b>220</b>
KWO - Oahu Region 7 - Street Outreach (HPO)	30	91
KWO - Onelau`ena	37	325
KWO - Onemalu TH	4	211
<b>Legal Aid Society of Hawaii</b>	<b>10</b>	<b>75</b>
LASH - Legal Services Program (HPO funded)	10	75
<b>Maui AIDS Foundation</b>	<b>3</b>	<b>0</b>
MAF - HOPWA Formula Permanent Housing Placement (PHP)	1	0
MAF - HOPWA Formula STRMU	2	0
<b>Mental Health Kokua</b>	<b>2</b>	<b>959</b>
MHK - Safe Haven Permanent Supportive Housing	2	959
<b>Salvation Army ATS</b>	<b>3</b>	<b>128</b>
SARMY - Oahu ATS Program	3	128
<b>Salvation Army Maui</b>	<b>4</b>	<b>126</b>
SARMY - Maui Homeless Outreach Program	4	126
<b>Shelter of Wisdom</b>	<b>6</b>	<b>274</b>

**Length of Stay by Agency and Program  
Exits During October 2017**

<b>Agency/Program</b>	<b># Exits in October</b>	<b>Average Days to Exit</b>
SOW - Great Joy 1	1	22
SOW - Great Joy 2	1	134
SOW - Great Joy 3	2	590
SOW - Great Joy 4	1	263
SOW - Hearts of Joy 2	1	44
<b>Steadfast Housing Development Corporation</b>	<b>3</b>	<b>433</b>
SHDC - Eha S+C	1	503
SHDC - Kaahele CoC Funded (Kauai)	1	103
SHDC - Oahu Shelter Plus Care Program	1	693
<b>USVETS</b>	<b>195</b>	<b>954</b>
USVETS - BP Ewa HOPTel	4	18
USVETS - BP GPD Bridge Housing	10	406
USVETS - BP GPD Clinical Treatment	4	81
USVETS - BP GPD Low Demand	8	261
USVETS - BP Hilo HOPTel Program	2	50
USVETS - BP Housing First PSH	1	1106
USVETS - BP Kauai HOPTel Program	3	12
USVETS - BP Long Term Supportive Housing/Cloudbreak(CLOSED)	69	2403
USVETS - BP Oahu Region 3 - Street Outreach (HPO)	24	17
USVETS - BP Pearl City HOPTel	1	36
USVETS - BP Respite Beds Barbers Point	4	59
USVETS - BP Veterans-in-Progress (VIP) (CLOSED)	3	53
USVETS - SSVF Priority 1 Homeless Prevention	3	19
USVETS - SSVF Priority 1 Rapid Re-housing	8	63
USVETS - SSVF Priority 2 Homeless Prevention	4	24
USVETS - SSVF Priority 2 Rapid Re-housing	2	32
USVETS - WCC Emergency Shelter	34	226
USVETS - WCC ESG Rapid Re-housing	1	278
USVETS - WCC Housing First Increment II (CoC)	1	186
USVETS - WCC HPO RRH Rapid Re-Housing	3	87
USVETS - WCC Transitional	6	425
<b>Waianae Coast Comprehensive Health Center</b>	<b>60</b>	<b>125</b>
WCCHC - Homeless Outreach Program	60	125
<b>Waikiki Health</b>	<b>27</b>	<b>88</b>
WH - Next Step Emergency Shelter	27	88
<b>Women In Need</b>	<b>2</b>	<b>61</b>
WIN - Bridge To Success Halawa	1	75
WIN - Family House Aiea	1	47
<b>Grand Total</b>	<b>1149</b>	<b>283</b>

# Timeliness Report - October 2017 (Intakes)

Report Period..... 10/1/2017 - 10/31/2017  
 Program..... All Programs



Average Days Taken to Input Enrollments		
Program Name	Total Enrollments	Average Days to Input
ALEA - Street Outreach Program	7	<b>5.86</b>
ASI - HPO RRH Homeless Prevention	2	0.50
ASI - HPO RRH Rapid Re-Housing	15	0.39
ASI - Ohana Ola O Kahumana	6	<b>13.74</b>
ASI - Ulu Ke Kukui (Villages of Maili)	10	1.38
CARE - Care Hawaii AMHD Services Only Program	1	1.00
CARE - Care Hawaii AMHD Street Outreach Program	16	0.63
CCH - ESG Rapid Re-housing	1	0.00
CCH - HPO NI Housing First (Kauai)	3	0.75
CCH - HPO NI RRH Rapid Re-Housing (Kauai)	1	0.00
CCH - HPP Rapid Re-housing	30	2.34
CCH - Kakaako Family Assessment Center	8	<b>7.69</b>
CCH - Ma'ili Land Transitional Housing	1	0.00
CCH - SHEG NI Homelessness Prevention	6	1.13
CCH - SHEG NI Rapid Rehousing	4	1.36
CCH - SHEG Oahu Homelessness Prevention	1	0.00
CCH - SHEG Oahu Rapid Re-Housing	1	0.00
CCH - SSVF Priority 1 Homeless Prevention	5	<b>14.64</b>
CCH - SSVF Priority 1 Rapid Rehousing	14	<b>10.65</b>
CHOW - Oahu Region 1 - Street Outreach (HPO)	12	3.07
CHOW - Oahu Region 2 - Street Outreach (HPO)	2	0.00
CHOW - Oahu Region 4 - Street Outreach (HPO)	1	0.00
CHOW - Oahu Region 6 - Street Outreach (HPO)	1	0.00
FLC - ESG Maui Rapid Re-housing	3	<b>31.78</b>
FLC - Ho'olanani	8	0.90
FLC - HPO NI Housing First	3	2.57
FLC - HPO RRH Homeless Prevention	1	0.00
FLC - HPO RRH Rapid Re-Housing	2	0.00
FLC - HPP Maui Homelessness Prevention	2	<b>29.80</b>
FLC - HPP Maui Rapid Re-housing	1	<b>23.00</b>
FLC - Maui Regions 1, 2, 3, 6 - Street Outreach (HPO)	25	2.32
FLC - Maui Regions 4, 5 - Street Outreach (HPO)	19	<b>7.38</b>
FLC - S+C 2	1	<b>14.00</b>
FLC - S+C 6 (Eha split)	2	<b>12.50</b>
FPH - Honolulu Family Center	2	1.00
GHP - Community Residential Program - CoC Program TH	2	3.00
GHP - HOPWA Competitive - Services Only Permanent Housing Placement (PHI)	1	1.00
GHP - HOPWA Formula - PSH TBRA	2	0.50
GHP - HOPWA Formula - Services Only Housing Information (HI)	2	1.00
GHP - HOPWA Formula - Services Only Permanent Housing Placement (PHP)	2	1.00
GHP - HOPWA Gregory House - Competitive TH	3	<b>5.50</b>
GHP - HOPWA Homelessness Prevention STRMU	2	1.00



# Timeliness Report - October 2017 (Intakes)

Report Period..... 10/1/2017 - 10/31/2017  
 Program..... All Programs



Average Days Taken to Input Enrollments		
Program Name	Total Enrollments	Average Days to Input
GHP - HOPWA SPNS - Competitive PSH TBRA	1	1.00
GHP - SPC - CoC Program PSH TBRA	1	1.00
Hawaii County VI SPDAT v2 Family	31	3.91
Hawaii County VI SPDAT v2 Individual	62	3.63
HCAP - HPO RRH Rapid Re-Housing	5	3.80
HIHR - PSH 3	1	0.00
HIHR - Transitional Housing	1	5.00
HKIPA - Aapa Women's Shelter TLP	2	1.00
HKIPA - Boys Shelter BCP ES	2	17.00
HKIPA - Girls Shelter BCP ES	2	13.50
HKIPA - Keeaumoku/Aawa TLP	1	0.00
HKIPA - Maka`aloa TLP	2	0.00
HNO - Weinberg Village Waimanalo	4	2.61
HOPE - Beyond Shelter	3	0.00
HOPE - Continuum of Care II PSH	2	0.50
HOPE - East Hawaii Emergency Mens Program ES	19	1.42
HOPE - ESG Homelessness Prevention	7	8.94
HOPE - ESG Rapid Re-housing	3	3.00
HOPE - Hawaii Regions 1, 8, 9, 10 - Street Outreach (HPO)	13	2.00
HOPE - Hawaii Regions 2, 3, 4, 5, 6, 7 - Street Outreach (HPO)	27	3.31
HOPE - HPO NI Housing First	1	1.00
HOPE - HPO RRH Rapid Re-Housing	10	1.80
HOPE - HPP Homelessness Prevention	2	16.20
HOPE - HPP Rapid Re-housing	2	1.00
HOPE - Kiheipua	2	3.60
HOPE - PATH Street Outreach Program	9	2.27
HOPE - West Hawaii Emergency Housing Program	14	3.71
HOPE - Wilder House	1	0.00
HSI - Na Kolea Rooming House (TH for Working Singles)	3	0.33
IHS - Behavioral Health ES	3	1.00
IHS - City FY15 Housing First PSH	1	12.00
IHS - ESG Homelessness Prevention	1	4.00
IHS - Hale Mauliola Program (Sand Island)	9	11.56
IHS - HPO RRH Homeless Prevention	4	1.33
IHS - HPO RRH Rapid Re-Housing	2	1.00
IHS - HPP Homelessness Prevention	19	7.52
IHS - HPP Rapid Re-housing	3	3.44
IHS - Kaa`ahi Families ES	7	0.60
IHS - Kaa`ahi Women's ES	26	4.00
IHS - New Youth Rapid Re-Housing 2016 (NYRRH 2016)	8	13.00
IHS - Oahu Region 1 - Street Outreach (HPO)	17	0.67
IHS - Oahu Region 2 - Street Outreach (HPO)	71	1.49

# Timeliness Report - October 2017 (Intakes)

Report Period..... 10/1/2017 - 10/31/2017  
 Program..... All Programs



Average Days Taken to Input Enrollments		
Program Name	Total Enrollments	Average Days to Input
IHS - Oahu Region 4 - Street Outreach (HPO)	11	<b>6.82</b>
IHS - Sumner Men's ES	58	1.59
IHS - TBH Medical Respite (ES)	9	<b>5.00</b>
Kauai County VI SPDAT v2 Family	6	2.71
Kauai County VI SPDAT v2 Individual	13	2.62
KEO - Kauai All Regions - Street Outreach (HPO)	23	<b>10.64</b>
KEO - Mana'olana Emergency	24	0.85
KEO - Mana'olana Transitional Housing	2	2.33
KHAKO - Central ES	35	0.93
KHAKO - Central TH	3	4.62
KHAKO - Westside ES	17	1.65
KHAKO - Westside TH	3	1.14
KPHC - Oahu Region 1 - Street Outreach (HPO)	110	2.78
KPHC - Oahu Region 2 - Street Outreach (HPO)	6	3.00
KPHC - Oahu Region 6 - Street Outreach (HPO)	2	0.00
KPHC - PATH Services Only Program	1	0.00
KPHC - PATH Street Outreach Program	45	3.10
KWO - Oahu Region 7 - Street Outreach (HPO)	6	2.13
KWO - Onelau`ena	11	<b>5.98</b>
KWO - Onemalu TH	2	3.86
LASH - Legal Services Program (HPO funded)	33	1.03
LASH - Oahu SSO Program (CLOSED)	3	0.00
MAF - HOPWA Formula Permanent Housing Placement (PHP)	1	1.00
MAF - HOPWA Formula STRMU	2	1.00
Maui County VI SPDAT v2 Family	19	1.45
Maui County VI SPDAT v2 Individual	36	1.15
MHK - Oahu Activity Center Homeless Outreach Program	1	1.00
MHK - PATH Street Outreach Program	3	0.33
NALO - Waimanalo Health Center Street Outreach	7	1.67
Oahu County VI SPDAT v2 Family	92	3.61
Oahu County VI SPDAT v2 Individual	266	4.19
Oahu County VI-SPDAT v2 TAY	1	1.00
SARMY - FSO HPO RRH Rapid Re-Housing	1	0.00
SARMY - Maui Homeless Outreach Program	11	0.09
SARMY - Oahu ATS Program	2	0.00
SHDC - Ahukini CoC Funded (Oahu)	1	4.00
SHDC - Eha S+C	2	2.50
SOW - Great Joy 1	1	1.00
SOW - Great Joy 3	1	2.00
SOW - Hearts of Joy 2	1	<b>5.00</b>
USVETS - BP Ewa HOPTL	3	2.33
USVETS - BP GPD Bridge Housing	4	0.75

# Timeliness Report - October 2017 (Intakes)

Report Period..... 10/1/2017 - 10/31/2017  
 Program..... All Programs



Average Days Taken to Input Enrollments		
Program Name	Total Enrollments	Average Days to Input
USVETS - BP GPD Clinical Treatment	7	4.29
USVETS - BP GPD Low Demand	6	<b>7.50</b>
USVETS - BP Hilo HOPTTEL Program	3	2.00
USVETS - BP Housing First PSH	3	0.33
USVETS - BP Kauai HOPTTEL Program	5	0.80
USVETS - BP Oahu Region 3 - Street Outreach (HPO)	39	3.60
USVETS - BP Oahu Region 5 - Street Outreach (HPO)	20	<b>12.36</b>
USVETS - BP Pearl City Seniors HOPTTEL	2	1.00
USVETS - BP Respite Beds Barbers Point	4	1.00
USVETS - SSVF Oahu Rapid Re-housing (CLOSED)	1	1.00
USVETS - SSVF Priority 1 Rapid Re-housing	1	0.00
USVETS - SSVF Priority 2 Homeless Prevention (CLOSED)	1	<b>8.00</b>
USVETS - SSVF Priority 2 Rapid Re-housing (CLOSED)	5	1.00
USVETS - WCC Emergency Shelter	13	3.52
USVETS - WCC HOPTTEL	1	<b>15.00</b>
USVETS - WCC Housing First Increment II (CoC)	13	<b>7.69</b>
WCCHC - Homeless Outreach Program	65	2.57
WH - Next Step Emergency Shelter	35	3.43
WIN - Bridge To Success Halawa	4	4.60
WIN - Bridge To Success Kauai	1	0.00
Aggregates	1742	3.82

# Timeliness Report - October 2017 (Exits)

Report Period..... 10/1/2017 - 10/31/2017  
 Program..... All Programs



Average Days Taken to Exit Enrollments		
Program Name	Total Exited Enrollments	Average Days to Exit
ALEA - Street Outreach Program	3	16.14
ASI - HPO RRH Homeless Prevention	1	0.00
ASI - HPO RRH Rapid Re-Housing	2	0.00
ASI - Ohana Ola O Kahumana	9	13.30
ASI - Ulu Ke Kukui (Villages of Maili)	13	1.33
CARE - Care Hawaii AMHD Services Only Program	1	no data from CW
CCH - HPO NI Housing First (Kauai)	1	5.00
CCH - HPP Rapid Re-housing	2	18.89
CCH - Kakaako Family Assessment Center	5	0.43
CCH - Ma'ili Land Transitional Housing	3	0.00
CCH - SHEG NI Homelessness Prevention	4	5.71
CCH - SHEG NI Rapid Rehousing	1	0.00
CCH - SHEG Oahu Homelessness Prevention	9	0.21
CCH - SHEG Oahu Rapid Re-Housing	5	0.17
CCH - SSVF Priority 1 Homeless Prevention	1	0.00
CCH - SSVF Priority 2 Homeless Prevention (CLOSED)	4	5.00
CCH - SSVF Priority 2 Rapid Rehousing (CLOSED)	8	2.22
CHOW - Oahu Region 1 - Street Outreach (HPO)	42	0.86
CHOW - Oahu Region 2 - Street Outreach (HPO)	3	no data from CW
CHOW - Oahu Region 6 - Street Outreach (HPO)	1	no data from CW
FLC - Ho'olanani	6	1.09
FLC - HPP Maui Homelessness Prevention	1	0.00
FLC - Maui Regions 1, 2, 3, 6 - Street Outreach (HPO)	23	4.06
FLC - Maui Regions 4, 5 - Street Outreach (HPO)	9	5.27
FPH - Honolulu Family Center	2	0.75
FPH - Windward Family Center	1	1.00
GHP - HOPWA Formula - PSH TBRA	1	0.00
GHP - HOPWA Formula - Services Only Housing Information (HI)	1	0.00
GHP - HOPWA Formula - Services Only Permanent Housing Placement (PHP)	1	0.00
GHP - HOPWA Gregory House - Competitive TH	1	0.00
GHP - HOPWA Homelessness Prevention STRMU	1	0.00
HAP - Na Kahua Hale O Ulu Wini	1	1.00
Hawaii County VI SPDAT v2 Family	4	8.06
Hawaii County VI SPDAT v2 Individual	36	11.58
HCAP - Kumuhonua	7	4.00
HIHR - PSH 3	1	2.00
HKIPA - Aaaa Women's Shelter TLP	1	7.00
HKIPA - Boys Shelter BCP ES	2	16.50
HKIPA - Girls Shelter BCP ES	3	16.33
HKIPA - Maka`aloa TLP	1	0.00
HNO - Weinberg Village Waimanalo	3	6.75
HNP - Hale Na`au Pono AMHD Street Outreach Program	6	no data from CW
HOPE - East Hawaii Emergency Mens Program ES	17	0.83
HOPE - ESG Homelessness Prevention	2	15.00

# Timeliness Report - October 2017 (Exits)

Report Period..... 10/1/2017 - 10/31/2017  
 Program..... All Programs



Average Days Taken to Exit Enrollments		
Program Name	Total Exited Enrollments	Average Days to Exit
HOPE - ESG Rapid Re-housing	7	1.00
HOPE - Hawaii Regions 1, 8, 9, 10 - Street Outreach (HPO)	4	3.50
HOPE - Hawaii Regions 2, 3, 4, 5, 6, 7 - Street Outreach (HPO)	15	<b>6.56</b>
HOPE - HPP Homelessness Prevention	1	1.00
HOPE - Kiheipua	2	0.88
HOPE - PATH Street Outreach Program	6	1.00
HOPE - West Hawaii Emergency Housing Program	4	<b>9.00</b>
HSI - Na Kolea Rooming House (TH for Working Singles)	5	2.20
IHS - Behavioral Health ES	3	0.67
IHS - ESG Homelessness Prevention	3	4.00
IHS - ESG Rapid Re-housing	1	4.00
IHS - Hale Mauiola Program (Sand Island)	9	0.10
IHS - HPP Homelessness Prevention	1	0.00
IHS - HPP Rapid Re-housing	1	0.00
IHS - Kaa`ahi Families ES	11	<b>7.20</b>
IHS - Kaa`ahi Women's ES	23	0.04
IHS - Oahu Region 1 - Street Outreach (HPO)	14	0.00
IHS - Oahu Region 2 - Street Outreach (HPO)	31	0.50
IHS - Oahu Region 4 - Street Outreach (HPO)	18	0.00
IHS - SPC Home At Last 2010	1	0.00
IHS - SPC Home Sweet Home	1	<b>20.00</b>
IHS - Sumner Men's ES	47	2.79
IHS - TBH Medical Respite (ES)	7	0.57
KEO - Kauai All Regions - Street Outreach (HPO)	26	<b>12.67</b>
KEO - Lihue Court Transitional Housing	2	2.00
KEO - Mana'olana Emergency	8	0.55
KEO - Mana'olana Transitional Housing	1	<b>29.00</b>
KHAKO - Central ES	27	3.53
KHAKO - Central TH	8	1.55
KHAKO - Westside ES	18	0.97
KHAKO - Westside TH	3	0.57
KPHC - New Beginnings S+C Program	2	2.00
KPHC - Oahu Region 1 - Street Outreach (HPO)	42	4.00
KPHC - Oahu Region 2 - Street Outreach (HPO)	5	1.00
KPHC - PATH Services Only Program	3	0.00
KPHC - PATH Street Outreach Program	71	0.00
KWO - Homeless Outreach/Drop-In Services (CLOSED)	1	0.00
KWO - Oahu Region 7 - Street Outreach (HPO)	26	2.30
KWO - Onelau`ena	8	<b>5.16</b>
KWO - Onemalu TH	1	4.00
LASH - Legal Services Program (HPO funded)	14	0.00
LASH - Oahu SSO Program (CLOSED)	5	0.00
MAF - HOPWA Formula Permanent Housing Placement (PHP)	1	0.00
MAF - HOPWA Formula STRMU	2	0.00

# Timeliness Report - October 2017 (Exits)

Report Period..... 10/1/2017 - 10/31/2017  
 Program..... All Programs



Average Days Taken to Exit Enrollments		
Program Name	Total Exited Enrollments	Average Days to Exit
Maui County VI SPDAT v2 Family	3	1.56
MHK - Oahu Activity Center Homeless Outreach Program	5	no data from CW
MHK - PATH Street Outreach Program	2	no data from CW
MHK - Safe Haven Permanent Supportive Housing	2	10.50
NALO - Waimanalo Health Center Street Outreach	4	no data from CW
Oahu County VI SPDAT v1 Family (CLOSED)	10	1.19
Oahu County VI SPDAT v1 Individual (CLOSED)	38	0.00
Oahu County VI SPDAT v2 Family	10	4.29
Oahu County VI SPDAT v2 Individual	43	1.12
SARMY - FSO HPO RRH Rapid Re-Housing	1	0.00
SARMY - Maui Homeless Outreach Program	19	0.50
SARMY - Oahu ATS Program	3	4.67
SHDC - Eha S+C	1	0.00
SHDC - Hale Ulu Pono TH	1	0.00
SHDC - Kaahale CoC Funded (Kauai)	1	1.00
SHDC - Oahu Shelter Plus Care Program	1	0.00
SOW - Great Joy 1	1	6.00
SOW - Great Joy 2	1	2.00
SOW - Great Joy 3	2	2.50
SOW - Great Joy 4	1	9.00
SOW - Hearts of Joy 2	1	13.00
USVETS - BP Ewa HOPTTEL	4	0.50
USVETS - BP GPD Bridge Housing	10	2.20
USVETS - BP GPD Clinical Treatment	4	2.25
USVETS - BP GPD Low Demand	8	1.25
USVETS - BP Hilo HOPTTEL Program	2	0.50
USVETS - BP Housing First PSH	1	4.00
USVETS - BP Kauai HOPTTEL Program	3	1.00
USVETS - BP Long Term Supportive Housing/Cloudbreak(CLOSED)	68	6.52
USVETS - BP Oahu Region 3 - Street Outreach (HPO)	26	1.36
USVETS - BP Oahu Region 5 - Street Outreach (HPO)	2	no data from CW
USVETS - BP Pearl City HOPTTEL	1	0.00
USVETS - BP Respite Beds Barbers Point	4	0.25
USVETS - BP Veterans-in-Progress (VIP) (CLOSED)	3	0.67
USVETS - SSVF Priority 1 Homeless Prevention	3	5.00
USVETS - SSVF Priority 1 Rapid Re-housing	5	4.88
USVETS - SSVF Priority 2 Homeless Prevention (CLOSED)	5	23.17
USVETS - SSVF Priority 2 Rapid Re-housing (CLOSED)	3	18.00
USVETS - WCC Emergency Shelter	17	2.03
USVETS - WCC ESG Rapid Re-housing	1	10.00
USVETS - WCC Housing First Increment II (CoC)	1	29.00
USVETS - WCC HPO RRH Rapid Re-Housing	2	1.67
USVETS - WCC Transitional	1	0.00
WCCHC - Homeless Outreach Program	67	9.27

# Timeliness Report - October 2017 (Exits)

Report Period..... 10/1/2017 - 10/31/2017  
 Program..... All Programs



Average Days Taken to Exit Enrollments		
Program Name	Total Exited Enrollments	Average Days to Exit
WH - Next Step Emergency Shelter	29	<b>6.10</b>
WIN - Bridge To Success Halawa	1	<b>15.00</b>
WIN - Family House Aiea	1	<b>19.00</b>
Aggregates	1160	4.07