

From: Carlos Peraro, CPC
To: Harold Brackeen, State of Hawaii, Homeless Programs Administrator
Brandee Menino, BTG Chair; Jon Berliner, PIC Chair; Jen Stasch, PIC Director
Date: January 22, 2018
Variation
Re: December 2017 HMIS Monitoring Reports

Attached for your review and dissemination to Continuum agencies is the December 2017 HMIS monitoring report. Below are brief highlights from the attached reports.

- 1) End of month, December 2017 Census summary by Continuum and Statewide (pp. 2-7)
 - For both CoCs, emergency shelter utilization increased, transitional shelter utilization decreased, which resulted in a modest statewide increase in shelter utilization from 3,240 to 3,260.
 - Total “vacant beds” when compared to HIC capacity totaled 544.
 - Statewide active Street Outreach clients totaled 1,712; including 1,176 on Oahu and 536 on the Neighbor Islands. Active outreach clients decreased for the second straight month on Oahu.
 - 31 programs on Oahu and 28 programs on the Neighbor Islands had utilization rates of less than 85% or greater than 110%. These programs are marked in red.
- 2) Consent reporting for December 2017 (pp. 8-19)
 - VI-SPDAT assessments completed during the month: Consent to share data rates for Neighbor Island and Oahu organizations were 85% and 80% respectively.
 - By Name List: The consent to share data rate as of December 31, 2017 was 61% statewide; 56% for Oahu Families and Singles. Neighbor Island family and singles rates ranged from 72% (Maui Family) to 94% (Kauai Family).
 - For adult program intakes completed during Dec. 2017 (n=853), the statewide consent to share rate increased to 93% from 91% in November, representing a significant and continuing increase since January 2017 (55%).
 - Five programs had consent rates below 80%. These programs are highlighted in RED.
- 3) Length of Stay by Agency and Program for clients exiting during December 2017 (pp. 20-23)
 - The average LOS for all programs was 145 days (representing 903 exits), an increase compared to November (131 days).
 - Overall, emergency shelter and outreach LOS statistics were the shortest (76 and 80 days respectively). PSH and RRH LOS statistics were the longest (2,249 and 204 days).
 - By County, Oahu (170 days) and Hawaii (118 days) averaged the highest LOS, followed by Maui (93 days) and Kauai (90 days).
 - Emergency Shelter LOS ranged from 58 days on Maui to 87 days on Kauai. Transitional shelter LOS ranged from 580 days on Hawaii (representing only 2 exits) to 115 days on Kauai.
- 4) Timeliness (entries and exits) during December 2017 (pp. 24-28)
 - This report was enhanced and is now being maintained by CPC because CaseWorthy stopped maintaining it as part of their baseline reporting framework.
 - Intake Timeliness decreased to 2.83 average days compared to 3.47 average days in November.
 - 37 programs (highlighted in RED) averaged more than 3 days to enter intakes
 - Exit timeliness decreased to 2.11 average days compared to 2.81 days in November.
 - 39 programs (highlighted in RED) averaged more than 3 days to enter exits.

**HMIS Census Report -December 31, 2017
Oahu and Neighbor Islands - HIC Facilities**

Summary of Monthly HMIS Shelter Census Counts

January 31, 2017 - December 31, 2017

HI-501 Oahu Census Summary

	Emerg	Trans	Total HUD Homeless	HIC Openings	PH	HIC Openings	Veterans - ES/TH
January 31, 2017	1243	1569	2812	552	1064	39	256
February 28, 2017	1149	1484	2633	684	1083	42	234
March 31, 2017	1158	1446	2604	NA	1130	NA	235
April 30, 2017	1018	1340	2358	734	1046	100	205
May 31, 2017	1024	1451	2475	551	1094	70	249
June 30, 2017	1077	1297	2374	594	1147	119	247
July 31, 2017	1100	1286	2386	268	1164	109	246
August 31, 2017	1162	1286	2434	236	1152	115	254
September 30, 2017	1175	1338	2513	209	1110	49	245
October 31,2017	1197	1305	2502	226	1127	46	247
November 30, 2017	1192	1288	2480	254	1119	51	241
December 31, 2017	1225	1275	2500	219	1112	53	234

HI-500 Balance of State Census Summary

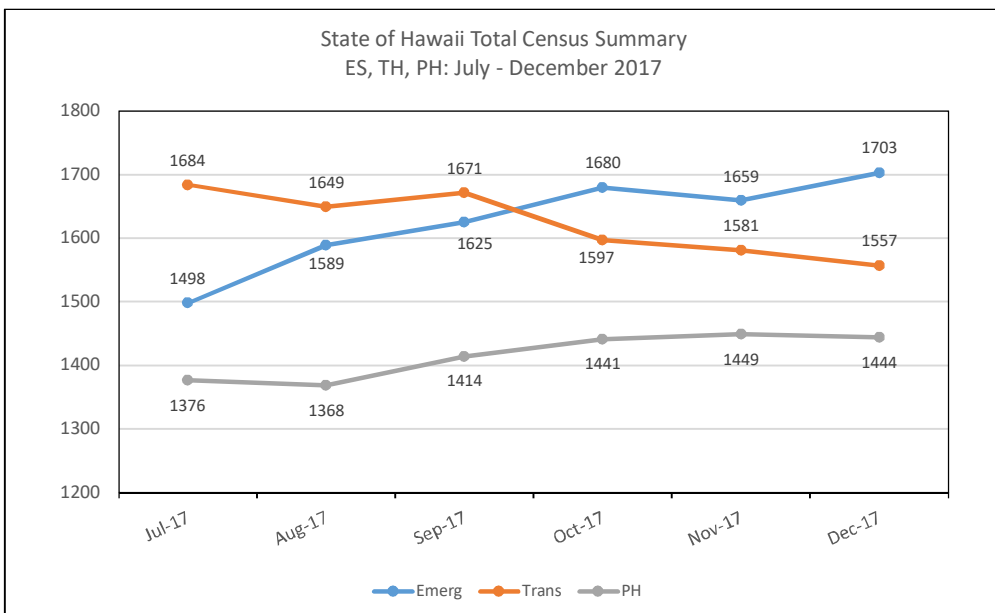
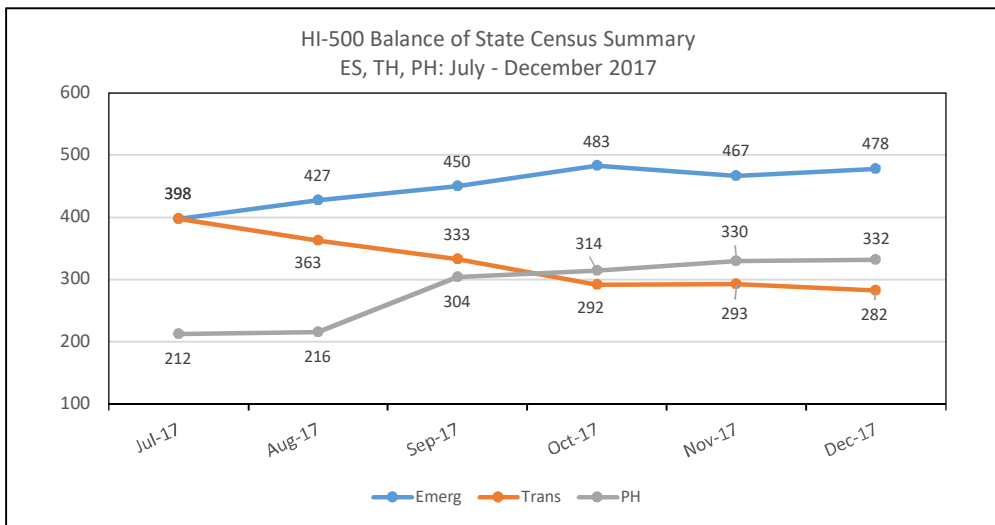
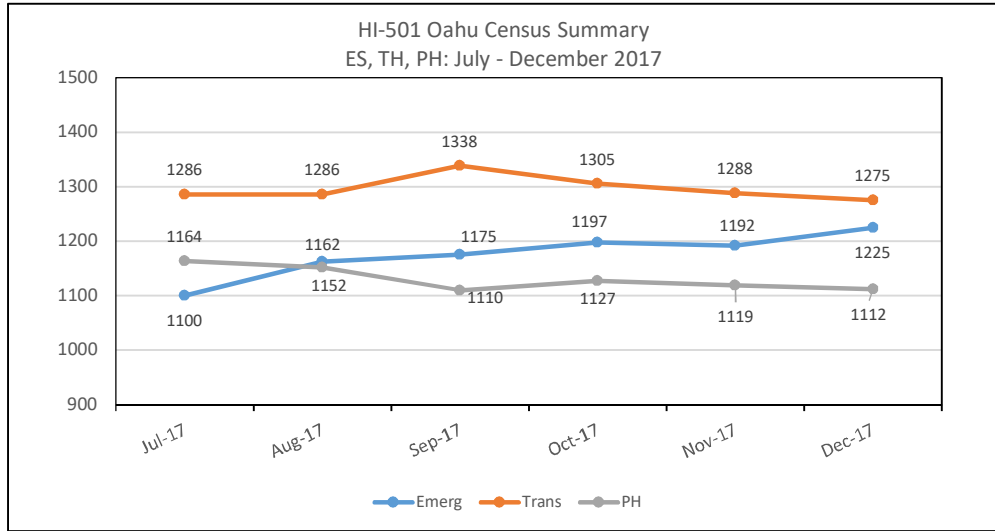
	Emerg	Trans	Total HUD Homeless	HIC Openings	PH	HIC Openings	Veterans - ES/TH
January 31, 2017	320	428	748	151	199	52	38
February 28, 2017	262	445	707	158	191	52	28
March 31, 2017	281	484	765	NA	217	NA	30
April 30, 2017	227	418	645	321	183	96	29
May 31, 2017	321	430	751	235	218	70	35
June 30, 2017	359	430	789	180	222	71	43
July 31, 2017	398	398	796	203	212	69	39
August 31, 2017	427	363	790	248	216	66	35
September 30, 2017	450	333	783	280	304	132	35
October 31,2017	483	292	775	307	314	128	44
November 30, 2017	467	293	760	305	330	125	34
December 31, 2017	478	282	760	325	332	123	38

State of Hawaii Total Census Summary

	Emerg	Trans	Total HUD Homeless	HIC Openings	PH	HIC Openings	Veterans - ES/TH
January 31, 2017	1563	1997	3560	703	1263	91	294
February 28, 2017	1411	1929	3340	842	1274	94	262
March 31, 2017	1439	1930	3369	NA	1347	NA	265
April 30, 2017	1245	1758	3003	1055	1229	196	234
May 31, 2017	1345	1881	3226	786	1312	140	284
June 30, 2017	1436	1727	3163	774	1369	190	290
July 31, 2017	1498	1684	3182	471	1376	178	285
August 31, 2017	1589	1649	3238	484	1368	181	289
September 30, 2017	1625	1671	3296	489	1414	181	280
October 31,2017	1680	1597	3277	533	1441	174	291
November 30, 2017	1659	1581	3240	559	1449	176	275
December 31, 2017	1703	1557	3260	544	1444	176	272

HMIS Census Report -December 31, 2017
Oahu and Neighbor Islands - HIC Facilities

Summary of Monthly HMIS Shelter Census Counts



Census Report - December 31, 2017

Oahu - HIC Facilities

Proj. Type	Organization Name	Project Name	HIC Beds	Census on 12/31	% HIC Beds	Technical Openings	Veterans
ES	Child and Family Service	CFS - Honolulu Shelter	33	SP	NR	NR	SP
ES	Child and Family Service	CFS - Leeward Shelter	27	SP	NR	NR	SP
ES	Catholic Charities Hawaii	CCH - Kakaako Family Assessment Center	50	45	90%	5	0
ES	Family Promise of Hawaii	FPH - Honolulu Family Center	14	17	121%	0	0
ES	Family Promise of Hawaii	FPH - Windward Family Center	14	14	100%	0	0
ES	Hale Kipa Inc.	HKIPA - Boys BCP ES	8	1	13%	7	0
ES	Hale Kipa Inc.	HKIPA - Girls BCP ES	8	0	0%	8	0
ES	IHS Institute for Human Services	IHS - Behavioral Health ES	9	12	133%	0	0
ES	IHS Institute for Human Services	IHS - Hale Mauliola Program (Sand Island TH)	83	83	100%	0	6
ES	IHS Institute for Human Services	IHS - Kaaahi Families Shelter ES	100	88	88%	12	1
ES	IHS Institute for Human Services	IHS - Kaaahi Women ES	66	104	158%	0	3
ES	IHS Institute for Human Services	IHS - Sumner Men's Shelter	166	229	138%	0	48
ES	IHS Institute for Human Services	IHS - Tutu Bert's House (Med Respite ES)	24	22	92%	2	3
ES	Kealahou West Oahu	KWO - Hope for a New Beginning (Onelauena)	244	177	73%	67	4
ES	Parents and Children Together	PACT - Ohia Shelter	21	SP	NR	NR	SP
ES	Shelter of Wisdom	SOW - Great Joy 1	8	8	100%	0	0
ES	Shelter of Wisdom	SOW - Great Joy 2	9	8	89%	1	0
ES	Shelter of Wisdom	SOW - Great Joy 3	10	10	100%	0	3
ES	Shelter of Wisdom	SOW - Great Joy 4	6	6	100%	0	0
ES	Shelter of Wisdom	SOW - Hearts of Joy 1	9	3	33%	6	0
ES	Shelter of Wisdom	SOW - Hearts of Joy 2	13	11	85%	2	3
ES	Shelter of Wisdom	SOW - Streams of Joy 1	6	7	117%	0	2
ES	Shelter of Wisdom	SOW - Streams of Joy 2	9	9	100%	0	2
ES	U.S. Veterans Initiative	USVETS - BP Ewa HOPTEL	5	4	80%	1	4
ES	U.S. Veterans Initiative	USVETS - BP Pearl City HOPTEL	5	5	100%	0	5
ES	U.S. Veterans Initiative	USVETS - BP Pearl City Seniors HOPTEL	5	5	100%	0	5
ES	U.S. Veterans Initiative	USVETS - BP Respite Beds Barbers Point	10	9	90%	1	9
ES	U.S. Veterans Initiative	USVETS - WCC Emergency	191	195	102%	0	10
ES	U.S. Veterans Initiative	USVETS - WCC HOPTEL	5	4	80%	1	4
ES	Waikiki Health Center	WHC - Next Step Emergency Shelter	150	149	99%	1	10
ES	Windward Spouse Abuse Shelter	WSAS - Hale Ola	18	SP	NR	NR	NR
	Subtotal Emergency Shelter		1227	1225	100%	114	122
TH	Alternative Structures Int't	ASI - Ohana Ola O Kahumana	240	235	98%	5	5
TH	Alternative Structures Int't	ASI - Ulu Ke Kukui (Villages of Maili)	315	307	97%	8	0
TH	Catholic Charities Hawaii	CCH - Ma`ili Land TH	54	47	87%	7	0
TH	Child and Family Service	CFS - Transitional Apartments	40	NR	NR	NR	NR
TH	Gregory House Programs	GHP - Community Residential Program	15	12	80%	3	4
TH	Gregory House Programs	GHP - HOPWA Gregory House (Competitive TH)	11	11	100%	0	1
TH	Hale Kipa Inc.	HKIPA - Apana Women's Shelter	5	2	40%	3	0
TH	Hale Kipa Inc.	HKIPA - Maka`aloa Men's TLP	4	4	100%	0	0
TH	Ho`omau Ke Ola	HKO - Lahilahi	10	7	70%	3	0
TH	Holomua Na `Ohana	HNO - Weinberg Village Waimanalo	120	136	113%	0	0
TH	Honolulu Community Action Prog	HCAP - Kumuhonua	68	88	129%	0	14
TH	Housing Solutions Inc.	HSI - Kulaokahua (TH for the elderly)	29	30	103%	0	2
TH	Housing Solutions Inc.	HSI - Na Kolea (TH for working singles)	64	63	98%	1	3
TH	Kealahou West Oahu	KWO - Onemalu Transitional Shelter	144	158	110%	0	2
TH	Parents and Children Together	PACT - Lehua	8	NR	NR	NR	NR
TH	The Salvation Army	SARMY - FSO Pathway of Hope	24	2	8%	22	0
TH	The Salvation Army ATS	SARMY - Ka Ohu Hou O Manoa	30	21	70%	9	0
TH	The Salvation Army FTS	SARMY - Oahu ATS Program - Waokanaka	9	8	89%	1	0
TH	Steadfast Housing Dev Corp	SHDC - Ahukini	5	3	60%	2	0
TH	Steadfast Housing Dev Corp	SHDC - Hale Ulu Pono - Transitional Housing	10	4	40%	6	1
TH	U.S. Veterans Initiative	USVETS - BP GPD Bridge Housing	44	12	27%	32	12
TH	U.S. Veterans Initiative	USVETS - BP GPD Clinical Treatment	30	34	113%	0	34
TH	U.S. Veterans Initiative	USVETS - BP GPD Low Demand	36	33	92%	3	33
TH	Windward Spouse Abuse Shelter	WSAS - Imua	1	NR	NR	NR	NR
TH	Women in Need	WIN - Bridge To Success Halawa	13	28	215%	0	1
TH	Women in Need	WIN - Family House - Aiea	30	30	100%	0	0
	Subtotal Transitional Housing		1312	1275	97%	105	112
PSH	Gregory House Programs	GHP - HOPWA Formula TBRA (City)	33	28	85%	5	7
PSH	Gregory House Programs	GHP - HOPWA SPNS Competitive PSH TBRA	48	40	83%	8	4
PSH	Gregory House Programs	GHP - S+C CoC Program TBRA	47	47	100%	0	3
PSH	IHS Institute for Human Services	IHS - City FY15 Housing First PSH	177	176	99%	1	5
PSH	IHS Institute for Human Services	IHS - New PSH 2013 (CoC funded)	33	32	97%	1	1
PSH	IHS Institute for Human Services	IHS - SPC Home at Last 2010	80	84	105%	0	15

Census Report - December 31, 2017
Oahu - HIC Facilities

Proj. Type	Organization Name	Project Name	HIC Beds	Census on 12/31	% HIC Beds	Technical Openings	Veterans
PSH	IHS Institute for Human Services	IHS - SPC Home Sweet Home	12	18	150%	0	1
PSH	IHS Institute for Human Services	IHS - SPC Home Sweet Home II	7	10	143%	0	0
PSH	IHS Institute for Human Services	IHS - SPC No Place Like Home	17	17	100%	0	1
PSH	Kalihi-Palama Health Center	KPHC - New Beginnings	175	184	105%	0	11
PSH	Mental Health Kooka	MHK - Safe Haven	25	24	96%	1	3
PSH	Steadfast Housing Dev Corp	SHDC - Headway House/Hale Ulu Pono	40	33	83%	7	3
PSH	Steadfast Housing Dev Corp	SHDC - Kaukama	5	4	80%	1	0
PSH	Steadfast Housing Dev Corp	SHDC - Komo Mai	5	4	80%	1	1
PSH	Steadfast Housing Dev Corp	SHDC - Shelter Plus Care 1	150	141	94%	9	8
PSH	U.S. Veterans Initiative	USVETS - PB Housing First PSH	116	99	85%	17	19
PSH	U.S. Veterans Initiative	USVETS - BP Permanent Supportive Housing	13	11	85%	2	11
PSH	U.S. Veterans Initiative	USVETS - BP PH2 CHAMPS VET FAMILIES	32	36	113%	0	18
PSH	U.S. Veterans Initiative	USVETS - WCC Housing First Increment II (CoC)	100	124	124%	0	7
	Subtotal Permanent Housing		1115	1112	100%	53	118
RRH	Alternative Structures Int't	ASI - HPO Rapid Re-Housing	NA	144	NA	NA	0
RRH	Catholic Charities Hawaii	CCH - ESG Rapid Re-housing	NA	4	NA	NA	0
RRH	Catholic Charities Hawaii	CCH - HPP Rapid Re-housing	NA	763	NA	NA	3
RRH	Catholic Charities Hawaii	CCH - SHEG Oahu Rapid Re-Housing	NA	4	NA	NA	2
RRH	Catholic Charities Hawaii	CCH - SSVF Priority 1 Rapid Rehousing	NA	75	NA	NA	54
RRH	Honolulu Community Action Prog	HCAP - HPO RRH Rapid Re-Housing	NA	12	NA	NA	2
RRH	IHS Institute for Human Services	IHS - ESG Rapid Re-housing	NA	43	NA	NA	3
RRH	IHS Institute for Human Services	IHS - HOMES Clean & Sober	NA	26	NA	NA	1
RRH	IHS Institute for Human Services	IHS - HPO Rapid Re-Housing	NA	61	NA	NA	2
RRH	IHS Institute for Human Services	IHS - HPP Rapid Re-housing	NA	264	NA	NA	2
RRH	IHS Institute for Human Services	IHS - New Youth Rapid Re-Housing 2016 (NYRRH 2016)	NA	10	NA	NA	0
RRH	IHS Institute for Human Services	IHS - RRH Bridge Funding (AUW FY2017)	NA	23	NA	NA	0
RRH	Kalihi-Palama Health Center	KPHC - ESG Rapid Re-housing	NA	22	NA	NA	1
RRH	The Salvation Army	SARMY - FSO HPO Rapid Re-Housing	NA	18	NA	NA	0
RRH	U.S. Veterans Initiative	USVETS - SSVF Priority 1 Rapid Re-housing	NA	26	NA	NA	23
RRH	U.S. Veterans Initiative	USVETS - WCC ESG Rapid Re-housing	NA	50	NA	NA	6
RRH	U.S. Veterans Initiative	USVETS - WCC ESG Rapid Re-Housing 2017	NA	7	NA	NA	2
RRH	U.S. Veterans Initiative	USVETS - WCC HPO Rapid Re-Housing	NA	54	NA	NA	1
RRH	Subtotal Rapid ReHousing			1606	NA	NA	102
	Total Emergency+Transitional		2,539	2,500	98%	219	234
	Total Permanent		1,115	1,112	100%	53	118
	TOTAL		3,654	3,612	99%	272	352

Census Report - December 31, 2017
Neighbor Islands - HIC Facilities

Project Type	Organization Name	Project Name	HIC Beds	Census on 12/31	%HIC Beds	Technical Openings	Veterans
ES	Child and Family Service	CFS - Hale Ohana	20	SP	NR	NR	NR
ES	Child and Family Service	CFS - West Hawaii Domestic Abuse Shelter	15	SP	NR	NR	NR
ES	Family Life Center	FLC - Ho'olanani	25	16	64%	9	0
ES	HOPE Services Hawaii	HOPE - East Hawaii Emergency Mens Program ES	32	32	100%	0	3
ES	HOPE Services Hawaii	HOPE - Kiheipua Emergency Shelter	44	43	98%	1	0
ES	HOPE Services Hawaii	HOPE - Ohea ES	5	3	60%	2	3
ES	HOPE Services Hawaii	HOPE - West Hawaii Emergency Housing Program	31	26	84%	5	2
ES	Kauai Economic Opportunity	KEO - Mana'olana Emergency Homeless Shelter	38	84	221%	0	5
ES	KHAKO, INC	KHAKO - Central Emergency	78	158	203%	0	6
ES	KHAKO, INC	KHAKO - Westside Emergency	68	106	156%	0	4
ES	USVETS	USVETS - Hilo HOPTel Program	5	5	100%	0	5
ES	USVETS	USVETS - Kauai HOPTel Program	5	5	100%	0	5
ES	Women Helping Women	WHW - Hale Lokomaikai	24	SP	NR	NR	NR
ES	YWCA of Kauai	YWCA - Family Violence Shelter	18	SP	NR	NR	NR
Subtotal Emergency Shelters			331	478	144%	17	33
TH	Child and Family Service	CFS - Hale Kahua Pa'a	10	NR	NR	NR	NR
TH	Hawaii Affordable Properties, Inc.	HAP - Na Kahua Hale O Ulu Wini (Kaloko)	115	88	77%	27	0
TH	Hawaii Island Home for Recovery, Inc.	HIHR - Transitional Housing Project	19	16	84%	3	3
TH	HOPE Services Hawaii	HOPE - Kuleana House	7	3	43%	4	0
TH	HOPE Services Hawaii	HOPE - Wilder House	10	5	50%	5	0
TH	Kauai Economic Opportunity	KEO - Kome TH	7	7	100%	0	0
TH	Kauai Economic Opportunity	KEO - Komohana Group Home	6	3	50%	3	1
TH	Kauai Economic Opportunity	KEO - Lawehana TH	9	3	33%	6	0
TH	Kauai Economic Opportunity	KEO - Lihue Court Apartments	40	18	45%	22	0
TH	Kauai Economic Opportunity	KEO - Mana'olana Transitional Housing	24	22	92%	2	0
TH	KHAKO, INC	KHAKO - Central Transitional	193	39	20%	154	0
TH	KHAKO, INC	KHAKO - Westside Transitional	136	55	40%	81	1
TH	Salvation Army Big Island	SARMY - Big Island RHY TLP	2	1	50%	1	0
TH	Women In Need	WIN - Bridge to Success Kauai	22	22	100%	0	0
Subtotal Transitional Housing			590	282	48%	308	5
PSH	Catholic Charities Hawaii	CCH - HPO NI Housing First (Kauai)	14	7	50%	7	2
PSH	Family Life Center	FLC - HPO NI Housing First	15	21	140%	0	1
PSH	Family Life Center	FLC - S+C 1	2	2	100%	0	0
PSH	Family Life Center	FLC - S+C 2	21	23	110%	0	3
PSH	Family Life Center	FLC - S+C 3	10	11	110%	0	0
PSH	Family Life Center	FLC - S+C 6 (Eha split)	22	33	150%	0	3
PSH	Family Life Center	FLC - S+C 7	6	7	117%	0	0
PSH	Family Life Center	FLC - S+C 8	3	3	100%	0	2
PSH	Hawaii Island Home for Recovery, Inc.	HIHR - New HIHR PSH (FY2014)	5	3	60%	2	1
PSH	Hawaii Island Home for Recovery, Inc.	HIHR - Permanent Supportive Housing	16	16	100%	0	1
PSH	Hawaii Island Home for Recovery, Inc.	HIHR - PSH 3	3	4	133%	0	0
PSH	HOPE Services Hawaii	HOPE - Continuum of Care II PSH	14	20	143%	0	2
PSH	HOPE Services Hawaii	HOPE - HPO NI Housing First	125	83	66%	42	16
PSH	HOPE Services Hawaii	HOPE - Kukui Shelter Plus Care	111	47	42%	64	6
PSH	Kauai Economic Opportunity	KEO - Pa'a Hana PSH	4	4	100%	0	1
PSH	Maui AIDS Foundation	MAF - HOPWA PSH	29	NR	NR	NR	NR
PSH	Steadfast Housing Dev Corp	SHDC - Eha Shelter Plus Care	24	27	113%	0	2
PSH	Steadfast Housing Dev Corp	SHDC - Eono Shelter Plus Care	13	6	46%	7	0
PSH	Steadfast Housing Dev Corp	SHDC - Kaahahele CoC Funded (Kauai)	5	4	80%	1	0
PSH	Steadfast Housing Dev Corp	SHDC - Kaulana CoC Funded (Maui)	5	5	100%	0	0
PSH	Steadfast Housing Dev Corp	SHDC - Kulalani CoC Funded (Maui)	6	6	100%	0	0
Subtotal Permanent Supportive Housing			424	332	78%	123	40
RRH	Catholic Charities Hawaii	CCH - HPO NI RRH Rapid Re-Housing (Kauai)		6	NA	NA	0
RRH	Catholic Charities Hawaii	CCH - SHEG NI Rapid Rehousing		26	NA	NA	0
RRH	Family Life Center	FLC - ESG Kauai Rapid Re-housing		23	NA	NA	1
RRH	Family Life Center	FLC - ESG Maui Rapid Re-housing		57	NA	NA	1
RRH	Family Life Center	FLC - HPO RRH Rapid Re-Housing		52	NA	NA	4
RRH	Family Life Center	FLC - HPP Kauai Rapid Re-housing		17	NA	NA	0
RRH	Family Life Center	FLC - HPP Maui Rapid Re-housing		116	NA	NA	2
RRH	HOPE Services Hawaii	HOPE - Domestic Violence		172	NA	NA	5
RRH	HOPE Services Hawaii	HOPE - ESG Rapid Re-housing		138	NA	NA	2
RRH	HOPE Services Hawaii	HOPE - HPO RRH Rapid Re-Housing		153	NA	NA	0
RRH	HOPE Services Hawaii	HOPE - HPP Rapid Re-housing		38	NA	NA	0
RRH	Kauai Economic Opportunity	KEO - ESG Rapid Re-housing		56	NA	NA	3
RRH	U.S. Veterans Initiative	USVETS - SSVF Priority 1 Rapid Re-housing		52	NA	NA	44
Subtotal Rapid ReHousing				906	NA	NA	62
Total Emergency+Transitional			921	760	83%	325	38
Total Permanent			424	332	78%	123	40
TOTAL			1,345	1,092	81%	448	78

Outreach Program Count

Active as of December 31, 2017

Programs	CoC	Active Count	# Veterans
FLC - Maui Regions 1, 2, 3, 6 - Street Outreach (HPO)	BOS	77	6
FLC - Maui Regions 4, 5 - Street Outreach (HPO)	BOS	52	4
HOPE - Hawaii Regions 1, 8, 9, 10 - Street Outreach (HPO)	BOS	81	1
HOPE - Hawaii Regions 2, 3, 4, 5, 6, 7 - Street Outreach (HPO)	BOS	135	2
HOPE - PATH Street Outreach Program	BOS	49	1
KEO - Kauai All Regions - Street Outreach (HPO)	BOS	117	1
SARMY - Maui Homeless Outreach Program	BOS	25	3
ALEA - Street Outreach Program	Oahu	4	0
CARE - Care Hawaii AMHD Street Outreach Program	Oahu	48	3
CHOW - Oahu Region 1 - Street Outreach (HPO)	Oahu	21	2
CHOW - Oahu Region 2 - Street Outreach (HPO)	Oahu	1	0
CHOW - Oahu Region 6 - Street Outreach (HPO)	Oahu	1	0
HNP - Hale Na`au Pono AMHD Street Outreach Program	Oahu	1	0
IHS - Oahu Region 1 - Street Outreach (HPO)	Oahu	64	5
IHS - Oahu Region 2 - Street Outreach (HPO)	Oahu	191	13
IHS - Oahu Region 4 - Street Outreach (HPO)	Oahu	42	6
KPHC - Oahu Region 1 - Street Outreach (HPO)	Oahu	226	9
KPHC - Oahu Region 2 - Street Outreach (HPO)	Oahu	6	0
KPHC - Oahu Region 6 - Street Outreach (HPO)	Oahu	8	1
KPHC - PATH Street Outreach Program	Oahu	104	9
KWO - Oahu Region 7 - Street Outreach (HPO)	Oahu	44	1
MHK - Oahu Activity Center Homeless Outreach Program	Oahu	2	0
NALO - Waimanalo Health Center Street Outreach	Oahu	13	0
USVETS - BP Oahu Region 3 - Street Outreach (HPO)	Oahu	92	13
USVETS - BP Oahu Region 5 - Street Outreach (HPO)	Oahu	45	6
WCCHC - Homeless Outreach Program	Oahu	263	9
TOTAL BY CONTINUUM (may be duplicated)	Oahu	1,176	77
TOTAL BY CONTINUUM (may be duplicated)	BOS	536	18
TOTAL STATEWIDE (may be duplicated)		1,712	95

Outreach Program Summary			
	Oahu	Neighbor Islands (BOS)	State
July 31, 2017	1,672	489	2,161
August 31, 2017	1,529	534	2,063
September 30, 2017	1,377	513	1,890
October 31, 2017	1,416	556	1,972
November 30, 2017	1,365	535	1,900
December 31, 2017	1,176	536	1,712

**Consent to Share Data - VI SPDAT Assessments
December 2017**

HMIS ORGANIZATION - HI 500	No	Yes	Grand Total	% Consent
Catholic Charities Hawaii	2	5	7	71%
Family Life Center	0	13	13	100%
HOPE Services Hawaii, Inc.	1	44	45	98%
Ka Hale A Ke Ola, Inc	12	22	34	65%
Kauai Economic Opportunity	1	7	8	88%
Neighborhood Place of Kona/Friends of the Future	0	2	2	100%
Neighborhood Place of Puna	0	1	1	100%
	16	94	110	85%

**Consent to Share Data - VI SPDAT Assessments
December 2017**

HMIS ORGANIZATION - HI 501	No	Yes	Grand Total	% Consent
ALEA Bridge	0	3	3	100%
Alternative Structures International	1	3	4	75%
CARE Hawaii	0	6	6	100%
Catholic Charities Hawaii	4	2	6	33%
CHOW Project	0	4	4	100%
Department of Veterans Affairs	0	11	11	100%
Hale Kipa	0	2	2	100%
Hale Na'au Pono (Wai'anae Coast Community MHC)	1	4	5	80%
HOPE Inc.	2	1	3	33%
Institute for Human Services	10	47	57	82%
Kalihi Palama Health Center	6	12	18	67%
Kealahou West Oahu	10	21	31	68%
Mental Health Kokua	0	3	3	100%
North Shore Mental Health	1	1	2	50%
Salvation Army FSO	0	2	2	100%
Shelter of Wisdom	0	1	1	100%
USVETS	8	32	40	80%
Waianae Coast Comprehensive Health Center	2	5	7	71%
Waikiki Health	0	27	27	100%
Waimanalo Health Center	2	5	7	71%
Women In Need	0	1	1	100%
	47	193	240	80%

Summary	Nov-17	Dec-17
% Consent - HI 500	77%	85%
% Consent - HI 501	87%	80%
State Summary	84%	82%

Consent to Share Data - Statewide BNL Reports as of 12/31/17

Statewide Consent Summary by CES Program

CES Program	No	Yes	TOTAL	% Shared
Oahu Family	473	600	1073	56%
Oahu Singles	1990	2584	4574	56%
Hawaii Family	14	104	118	88%
Hawaii Singles	17	171	188	91%
Kauai Family	2	34	36	94%
Kauai Singles	19	86	105	82%
Maui Family	48	123	171	72%
Maui Singles	68	386	454	85%
TOTAL	2631	4088	6719	61%

Oahu Consent Summary by Priority Group

Family CES				
	No	Yes	TOTAL	% Shared
PSH P1	27	18	45	40%
PSH P2	11	21	32	66%
PSH P3	11	28	39	72%
PSH P4	39	69	108	64%
PSH P5	9	23	32	72%
RRH P1	27	34	61	56%
RRH P2	69	79	148	53%
RRH P3	110	169	279	61%
TH P3	55	48	103	47%
TH P4	16	18	34	53%
TH P5	0	2	2	100%
TH P6	99	91	190	48%
TOTAL	473	600	1073	56%

Singles CES				
	No	Yes	TOTAL	% Shared
PSH P1	44	286	330	87%
PSH P2	629	405	1034	39%
PSH P3	121	220	341	65%
PSH P4	162	290	452	64%
PSH P5	15	71	86	83%
RRH P1	241	287	528	54%
RRH P2	294	364	658	55%
RRH P3	154	265	419	63%
TH P3	127	163	290	56%
TH P4	77	118	195	61%
TH P5	126	115	241	48%
TH P6	0	0	0	
TOTAL	1990	2584	4574	56%

Hawaii Consent Summary by Priority Group

Family CES				
	No	Yes	TOTAL	% Shared
PSH P1	0	1	1	100%
PSH P2	0	5	5	100%
PSH P3	0	0	0	
RRH P1	1	4	5	80%
RRH P2	1	18	19	95%
RRH P3	9	34	43	79%
TH P3	2	38	40	95%
TH P4	0	0	0	
TH P5	0	0	0	
TH P6	1	4	5	80%
TOTAL	14	104	118	88%

Singles CES				
	No	Yes	TOTAL	% Shared
PSH P1	1	18	19	95%
PSH P2	3	17	20	85%
PSH P3	2	19	21	90%
RRH P1	1	21	22	95%
RRH P2	2	38	40	95%
RRH P3	5	16	21	76%
TH P3	1	39	40	98%
TH P4	0	1	1	100%
TH P5	0	0	0	
TH P6	2	2	4	50%
TOTAL	17	171	188	91%

Kauai Consent Summary by Priority Group

Family CES				
	No	Yes	TOTAL	% Shared
PSH P1	0	1	1	100%
PSH P2	0	2	2	100%
PSH P3	0	0	0	
RRH P1	0	2	2	100%
RRH P2	0	5	5	100%
RRH P3	2	13	15	87%
TH P3	0	9	9	100%
TH P4	0	0	0	
TH P5	0	0	0	
TH P6	0	2	2	100%
TOTAL	2	34	36	94%

Singles CES				
	No	Yes	TOTAL	% Shared
PSH P1	1	3	4	75%
PSH P2	0	4	4	100%
PSH P3	1	9	10	90%
RRH P1	2	11	13	85%
RRH P2	3	12	15	80%
RRH P3	3	9	12	75%
TH P3	6	30	36	83%
TH P4	0	2	2	100%
TH P5	1	0	1	0%
TH P6	2	6	8	75%
TOTAL	19	86	105	82%

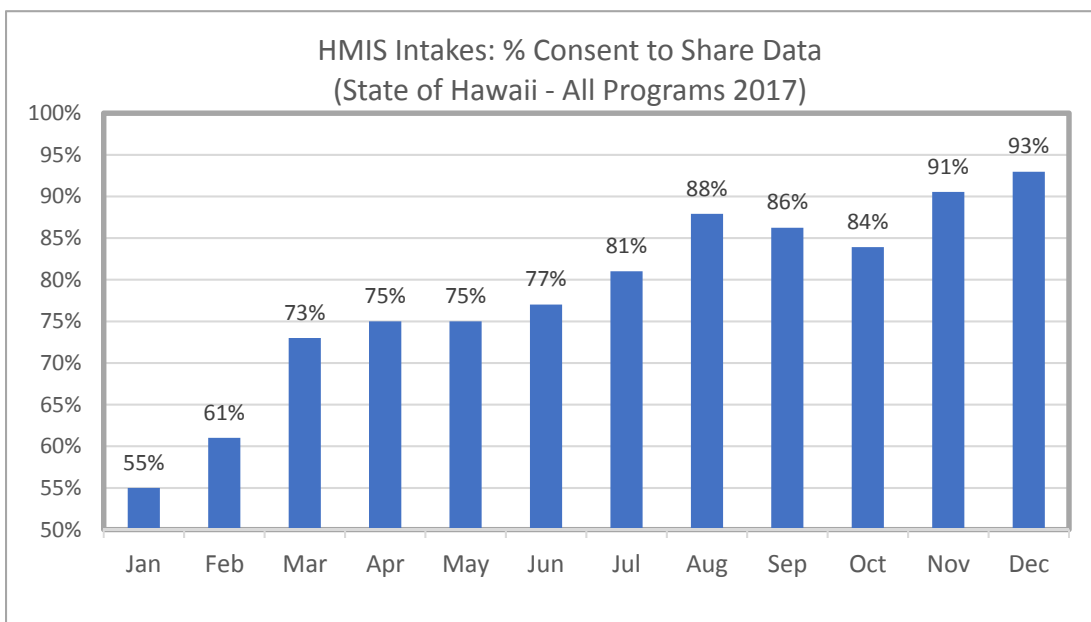
Maui Consent Summary by Priority Group

Family CES				
	No	Yes	TOTAL	% Shared
PSH P1	0	0	0	
PSH P2	0	1	1	100%
PSH P3	0	0	0	
RRH P1	3	1	4	25%
RRH P2	9	24	33	73%
RRH P3	24	59	83	71%
TH P3	11	30	41	73%
TH P4	0	1	1	100%
TH P5	0	0	0	
TH P6	1	7	8	88%
TOTAL	48	123	171	72%

Singles CES				
	No	Yes	TOTAL	% Shared
PSH P1	4	28	32	88%
PSH P2	9	29	38	76%
PSH P3	5	26	31	84%
RRH P1	5	29	34	85%
RRH P2	7	60	67	90%
RRH P3	8	87	95	92%
TH P3	20	79	99	80%
TH P4	5	23	28	82%
TH P5	0	1	1	100%
TH P6	5	24	29	83%
TOTAL	68	386	454	85%

**Consent to Share Data by Program Type
Adult Intakes During December 2017**

Program Type	No	Yes	Grand Total	% Consent
Emergency Shelter (ES)	6	300	306	98%
Homeless Outreach	42	220	262	84%
Homeless Prevention	4	65	69	94%
Permanent Supportive Housing (PSH)	0	19	19	100%
Rapid Re-Housing (RRH)	5	110	115	96%
Services Only program	2	17	19	89%
Transitional Housing (TH)	1	62	63	98%
Grand Total	60	793	853	93%



**Consent to Share Data by Organization and Program
Adult Intakes During December 2017**

Organization/Program	No	Yes	Grand Total	% Consent
ALEA - Street Outreach Program		2	2	100%
Alternative Structures International		19	19	100%
ASI - Ohana Ola O Kahumana		10	10	100%
ASI - Ulu Ke Kukui (Villages of Maili)		9	9	100%
CARE Hawaii		6	6	100%
CARE - Care Hawaii AMHD Services Only Program		1	1	100%
CARE - Care Hawaii AMHD Street Outreach Program		5	5	100%
Catholic Charities Hawaii	6	57	63	90%
CCH - HPO NI Housing First (Kauai)		3	3	100%
CCH - HPO NI RRH Rapid Re-Housing (Kauai)		3	3	100%
CCH - HPP Rapid Re-housing	5	23	28	82%
CCH - Kakaako Family Assessment Center		5	5	100%
CCH - SHEG NI Homelessness Prevention	1	5	6	83%
CCH - SHEG NI Rapid Rehousing		2	2	100%
CCH - SHEG Oahu Homelessness Prevention		9	9	100%

Organization/Program	No	Yes	Grand Total	% Consent
CCH - SHEG Oahu Rapid Re-Housing		1	1	100%
CCH - SSVF Priority 1 Homeless Prevention		3	3	100%
CCH - SSVF Priority 1 Rapid Rehousing		3	3	100%
CHOW - Oahu Region 1 - Street Outreach (HPO)		5	5	100%
Family Life Center		84	84	100%
FLC - ESG Kauai Rapid Re-housing		3	3	100%
FLC - ESG Maui Rapid Re-housing		3	3	100%
FLC - Ho'olanani		6	6	100%
FLC - HPO RRH Rapid Re-Housing		5	5	100%
FLC - HPP Kauai Homelessness Prevention		2	2	100%
FLC - HPP Maui Homelessness Prevention		4	4	100%
FLC - HPP Maui Rapid Re-housing		1	1	100%
FLC - Maui Regions 1, 2, 3, 6 - Street Outreach (HPO)		32	32	100%
FLC - Maui Regions 4, 5 - Street Outreach (HPO)		27	27	100%
FLC - S+C 6 (Eha split)		1	1	100%
FPH - Honolulu Family Center		1	1	100%
GHP - Community Residential Program TH		1	1	100%
HKIPA - Maka`aloa Men's TLP		2	2	100%
HIHR - Transitional Housing	1	1	2	50%
HCAP - Kumuhonua		1	1	100%
HOPE Services Hawaii, Inc.	1	108	109	99%
HOPE - East Hawaii Emergency Mens Program ES		16	16	100%
HOPE - Hawaii Regions 1, 8, 9, 10 - Street Outreach (HPO)	1	12	13	92%
HOPE - Hawaii Regions 2, 3, 4, 5, 6, 7 - Street Outreach (HPO)		17	17	100%
HOPE - HPO NI Housing First		3	3	100%
HOPE - HPO RRH Rapid Re-Housing		16	16	100%
HOPE - HPP Homelessness Prevention		3	3	100%
HOPE - HPP Rapid Re-housing		11	11	100%
HOPE - Kiheipua		4	4	100%
HOPE - Kukui S+C Program		1	1	100%
HOPE - Kuleana House		2	2	100%
HOPE - New Start		10	10	100%
HOPE - PATH Street Outreach Program		2	2	100%
HOPE - West Hawaii Emergency Housing Program		11	11	100%
Housing Solutions, Inc.		8	8	100%
HSI - Kulaokahua Apts (TH for the Elderly)		2	2	100%
HSI - Na Kolea Rooming House (TH for Working Singles)		6	6	100%
Institute for Human Services	8	192	200	96%
IHS - AMHD Street Outreach Program		1	1	100%
IHS - Behavioral Health ES		4	4	100%
IHS - City FY15 Housing First PSH		1	1	100%
IHS - ESG Rapid Re-housing		5	5	100%
IHS - Hale Mauiola Program (Sand Island)	1	15	16	94%
IHS - HPO RRH Homeless Prevention		11	11	100%
IHS - HPO RRH Rapid Re-Housing		1	1	100%
IHS - HPP Homelessness Prevention	2	20	22	91%
IHS - HPP Rapid Re-housing		9	9	100%
IHS - Kaa`ahi Families ES		8	8	100%

Organization/Program	No	Yes	Grand Total	% Consent
IHS - Kaa`ahi Women's ES		36	36	100%
IHS - Oahu Region 1 - Street Outreach (HPO)	1	5	6	83%
IHS - Oahu Region 2 - Street Outreach (HPO)	1	17	18	94%
IHS - Oahu Region 4 - Street Outreach (HPO)		4	4	100%
IHS - Sumner Men's ES	2	46	48	96%
IHS - TBH Medical Respite (ES)	1	9	10	90%
Ka Hale A Ke Ola, Inc	1	74	75	99%
KHAKO - Central Emergency Shelter	1	36	37	97%
KHAKO - Central Transitional Housing		2	2	100%
KHAKO - Westside ES		32	32	100%
KHAKO - Westside TH		4	4	100%
Kalihi Palama Health Center	20	23	43	53%
KPHC - ESG Homelessness Prevention		1	1	100%
KPHC - ESG Rapid Re-housing		1	1	100%
KPHC - New Beginnings S+C Program		2	2	100%
KPHC - Oahu Region 1 - Street Outreach (HPO)	11	7	18	39%
KPHC - PATH Street Outreach Program	9	12	21	57%
Kauai Economic Opportunity	1	52	53	98%
KEO - Kauai All Regions - Street Outreach (HPO)		27	27	100%
KEO - Lihue Court Transitional Housing		2	2	100%
KEO - Mana'olana Emergency	1	22	23	96%
KEO - Mana'olana Transitional Housing		1	1	100%
Kealahou West Oahu		5	5	100%
KWO - Oahu Region 7 - Street Outreach (HPO)		3	3	100%
KWO - Onelau`ena Emergency Shelter		2	2	100%
LASH - Legal Services Program (HPO funded)	2	16	18	89%
MAF - HOPWA Formula STRMU	1		1	0%
MHK - Safe Haven Permanent Supportive Housing Shelter of Wisdom		2	2	100%
		5	5	100%
SOW - Great Joy 1		2	2	100%
SOW - Great Joy 3		1	1	100%
SOW - Hearts of Joy 2		2	2	100%
Steadfast Housing Development Corporation		3	3	100%
SHDC - Eha S+C		1	1	100%
SHDC - Oahu Shelter Plus Care Program		2	2	100%
USVETS		90	90	100%
USVETS - BP Ewa HOPTel		2	2	100%
USVETS - BP GPD Bridge Housing		3	3	100%
USVETS - BP GPD Clinical Treatment		7	7	100%
USVETS - BP GPD Low Demand		5	5	100%
USVETS - BP Hilo HOPTel Program		5	5	100%
USVETS - BP Oahu Region 3 - Street Outreach (HPO)		16	16	100%
USVETS - BP Oahu Region 5 - Street Outreach (HPO)		12	12	100%
USVETS - BP Pearl City HOPTel		3	3	100%
USVETS - BP Pearl City Seniors HOPTel		1	1	100%
USVETS - BP Respite Beds Barbers Point		5	5	100%
USVETS - SSVF Priority 1 Homeless Prevention		4	4	100%
USVETS - SSVF Priority 1 Rapid Re-housing		13	13	100%

Organization/Program	No	Yes	Grand Total	% Consent
USVETS - WCC Emergency Shelter		11	11	100%
USVETS - WCC Housing First Increment II (CoC)		3	3	100%
Waianae Coast Comprehensive Health Center	19	16	35	46%
WCCHC - ESG Homelessness Prevention		3	3	100%
WCCHC - Homeless Outreach Program	19	13	32	41%
WH - Next Step Emergency Shelter		15	15	100%
NALO - Waimanalo Health Center Street Outreach		1	1	100%
Women In Need		4	4	100%
WIN - Bridge To Success Halawa TH		2	2	100%
WIN - Family House Aiea TH		2	2	100%
Grand Total	60	793	853	93%

**Consent to Share Data by Program Type
Active Adults During December 2017**

Program Type	No	Yes	Grand Total	% Consent
Emergency Shelter (ES)	112	1,461	1,573	93%
Homeless Outreach	420	1,426	1,846	77%
Homeless Prevention	143	620	763	81%
Permanent Supportive Housing (PSH)	590	737	1,327	56%
Rapid Re-Housing (RRH)	154	1,193	1,347	89%
Services Only program	9	158	167	95%
Transitional Housing (TH)	76	880	956	92%
Grand Total	1,504	6,475	7,979	81%

**Consent to Share Data by Program Type
Active Adults During December 2017**

Agency/Program	No	Yes	Grand Total	% Consent
ALEA - Street Outreach Program		6	6	100%
Alternative Structures International	25	282	307	92%
ASI - HPO RRH Rapid Re-Housing	6	62	68	91%
ASI - Ohana Ola O Kahumana	6	98	104	94%
ASI - Ulu Ke Kukui (Villages of Maili)	13	122	135	90%
CARE Hawaii	1	58	59	98%
CARE - Care Hawaii AMHD Services Only Program		4	4	100%
CARE - Care Hawaii AMHD Street Outreach Program	1	54	55	98%
Catholic Charities Hawaii	83	509	592	86%
CCH - ESG Rapid Re-housing		2	2	100%
CCH - HPO NI Housing First (Kauai)		6	6	100%
CCH - HPO NI RRH Rapid Re-Housing (Kauai)		5	5	100%
CCH - HPP Rapid Re-housing	62	247	309	80%
CCH - Kakaako Family Assessment Center	2	29	31	94%
CCH - Ma'ili Land Transitional Housing		23	23	100%
CCH - SHEG NI Homelessness Prevention	2	41	43	95%
CCH - SHEG NI Rapid Rehousing		20	20	100%
CCH - SHEG Oahu Homelessness Prevention	9	46	55	84%
CCH - SHEG Oahu Rapid Re-Housing		9	9	100%
CCH - SSVF Priority 1 Homeless Prevention	1	25	26	96%
CCH - SSVF Priority 1 Rapid Rehousing	7	56	63	89%
CHOW Project	5	42	47	89%
CHOW - Oahu Region 1 - Street Outreach (HPO)	5	40	45	89%
CHOW - Oahu Region 2 - Street Outreach (HPO)		1	1	100%
CHOW - Oahu Region 6 - Street Outreach (HPO)		1	1	100%
Family Life Center	25	476	501	95%
FLC - ESG Kauai Rapid Re-housing	1	16	17	94%
FLC - ESG Maui Rapid Re-housing		27	27	100%
FLC - Ho'olanani		19	19	100%
FLC - HPO NI Housing First		17	17	100%
FLC - HPO RRH Rapid Re-Housing		32	32	100%
FLC - HPP Kauai Homelessness Prevention		26	26	100%

**Consent to Share Data by Program Type
Active Adults During December 2017**

Agency/Program	No	Yes	Grand Total	% Consent
FLC - HPP Kauai Rapid Re-housing		9	9	100%
FLC - HPP Maui Homelessness Prevention	4	85	89	96%
FLC - HPP Maui Rapid Re-housing	2	50	52	96%
FLC - Maui Regions 1, 2, 3, 6 - Street Outreach (HPO)		79	79	100%
FLC - Maui Regions 4, 5 - Street Outreach (HPO)		72	72	100%
FLC - S+C 1	2		2	0%
FLC - S+C 2	4	14	18	78%
FLC - S+C 3	1	5	6	83%
FLC - S+C 6 (Eha split)	8	19	27	70%
FLC - S+C 7	1	5	6	83%
FLC - S+C 8	2	1	3	33%
Family Promise of Hawaii		15	15	100%
FPH - Honolulu Family Center		9	9	100%
FPH - Windward Family Center		6	6	100%
Gregory House Programs	69	60	129	47%
GHP - Community Residential Program TH	4	10	14	71%
GHP - HOPWA Formula - PSH TBRA	21	7	28	25%
GHP - HOPWA Gregory House (Competitive TH)	4	7	11	64%
GHP - HOPWA SPNS - Competitive PSH TBRA	25	9	34	26%
GHP - SPC - CoC Program PSH TBRA	15	27	42	64%
Hale Kipa	2	4	6	67%
HKIPA - Apaa Women's Shelter TLP	1	1	2	50%
HKIPA - Maka`aloa Men's TLP	1	3	4	75%
HNP - Hale Na`au Pono AMHD Street Outreach Program		2	2	100%
HAP - Na Kahua Hale O Ulu Wini	2	33	35	94%
Hawaii Island Home for Recovery	9	32	41	78%
HIHR - New PSH (CoC FY2014 Funded)		3	3	100%
HIHR - Permanent Supportive Housing	6	10	16	63%
HIHR - PSH 3		4	4	100%
HIHR - Transitional Housing	3	15	18	83%
HNO - Weinberg Village Waimanalo	1	52	53	98%
Honolulu Community Action Program	11	89	100	89%
HCAP - HPO RRH Rapid Re-Housing		12	12	100%
HCAP - Kumuhonua	11	77	88	88%
HOPE Services Hawaii, Inc.		7	7	100%
HOPE Services Hawaii, Inc.	30	742	772	96%
HOPE - Continuum of Care II PSH	1	19	20	95%
HOPE - East Hawaii Emergency Mens Program ES		46	46	100%
HOPE - ESG Homelessness Prevention	1	13	14	93%
HOPE - ESG Rapid Re-housing	9	128	137	93%
HOPE - Hawaii Regions 1, 8, 9, 10 - Street Outreach (HPO)	2	50	52	96%
HOPE - Hawaii Regions 2, 3, 4, 5, 6, 7 - Street Outreach (HPO)	1	104	105	99%
HOPE - HPO NI Housing First	4	71	75	95%
HOPE - HPO RRH Rapid Re-Housing		80	80	100%
HOPE - HPP Homelessness Prevention	1	15	16	94%
HOPE - HPP Rapid Re-housing		63	63	100%

Consent to Share Data by Program Type
Active Adults During December 2017

Agency/Program	No	Yes	Grand Total	% Consent
HOPE - Kiheipua		28	28	100%
HOPE - Kukui S+C Program	9	25	34	74%
HOPE - Kuleana House		2	2	100%
HOPE - New Start		14	14	100%
HOPE - Ohea ES	2	1	3	33%
HOPE - PATH Street Outreach Program		43	43	100%
HOPE - West Hawaii Emergency Housing Program		39	39	100%
HOPE - Wilder House		1	1	100%
Housing Solutions, Inc.	3	93	96	97%
HSI - Kulaokahua Apts (TH for the Elderly)	1	30	31	97%
HSI - Na Kolea Rooming House (TH for Working Singles)	2	63	65	97%
Institute for Human Services	352	1455	1807	81%
IHS - AMHD Street Outreach Program		1	1	100%
IHS - Behavioral Health ES		12	12	100%
IHS - City FY15 Housing First PSH	29	116	145	80%
IHS - ESG Homelessness Prevention	20	74	94	79%
IHS - ESG Rapid Re-housing	6	29	35	83%
IHS - Hale Mauiola Program (Sand Island)	9	89	98	91%
IHS - HOMES Clean & Sober	5	20	25	80%
IHS - HPO RRH Homeless Prevention	1	46	47	98%
IHS - HPO RRH Rapid Re-Housing	4	29	33	88%
IHS - HPP Homelessness Prevention	70	132	202	65%
IHS - HPP Rapid Re-housing	21	96	117	82%
IHS - Kaa`ahi Families ES	4	56	60	93%
IHS - Kaa`ahi Women's ES	8	117	125	94%
IHS - New PSH 2013 (CoC Funded)	15	17	32	53%
IHS - New Youth Rapid Re-Housing 2016 (NYRRH 2016)	1	8	9	89%
IHS - Oahu Region 1 - Street Outreach (HPO)	14	58	72	81%
IHS - Oahu Region 2 - Street Outreach (HPO)	22	186	208	89%
IHS - Oahu Region 4 - Street Outreach (HPO)	2	50	52	96%
IHS - RRH Bridge Funding (AUW FY2017)	5	9	14	64%
IHS - SPC Home At Last 2010	70	14	84	17%
IHS - SPC Home Sweet Home	6	12	18	67%
IHS - SPC Home Sweet Home II	3	7	10	70%
IHS - SPC No Place Like Home	10	6	16	38%
IHS - Sumner Men's ES	24	246	270	91%
IHS - TBH Medical Respite (ES)	3	25	28	89%
Ka Hale A Ke Ola, Inc	10	259	269	96%
KHAKO - Central Emergency Shelter	5	114	119	96%
KHAKO - Central Transitional Housing	1	31	32	97%
KHAKO - Westside ES	1	84	85	99%
KHAKO - Westside TH	3	30	33	91%
Kalihi Palama Health Center	375	263	638	41%
KPHC - ESG Homelessness Prevention	2	17	19	89%
KPHC - ESG Rapid Re-housing	1	11	12	92%
KPHC - New Beginnings S+C Program	132	44	176	25%

Consent to Share Data by Program Type
Active Adults During December 2017

Agency/Program	No	Yes	Grand Total	% Consent
KPHC - Oahu Region 1 - Street Outreach (HPO)	178	90	268	34%
KPHC - Oahu Region 2 - Street Outreach (HPO)	5	1	6	17%
KPHC - Oahu Region 6 - Street Outreach (HPO)	8	5	13	38%
KPHC - PATH Street Outreach Program	49	95	144	66%
Kauai Economic Opportunity	39	243	282	86%
KEO - ESG Homelessness Prevention	16	22	38	58%
KEO - ESG Rapid Re-housing	14	16	30	53%
KEO - Kauai All Regions - Street Outreach (HPO)	3	100	103	97%
KEO - Kome Transitional Housing Program		2	2	100%
KEO - Komohana Group Home TH	1	2	3	67%
KEO - Lawehana Transitional Housing Program		2	2	100%
KEO - Lihue Court Transitional Housing		7	7	100%
KEO - Mana'olana Emergency	2	81	83	98%
KEO - Mana'olana Transitional Housing		10	10	100%
KEO - Pa`a Hana PSH	3	1	4	25%
Kealahou West Oahu	13	184	197	93%
KWO - Oahu Region 7 - Street Outreach (HPO)		38	38	100%
KWO - Onelau`ena Emergency Shelter	7	88	95	93%
KWO - Onemalu Transitional Housing	6	58	64	91%
LASH - Legal Services Program (HPO funded)	9	154	163	94%
Maui AIDS Foundation	24		24	0%
MAF - HOPWA Formula - PSH TBRA	22		22	0%
MAF - HOPWA Formula STRMU	2		2	0%
MYFS - BCP Homelessness Prevention Program	2		2	0%
Mental Health Kokua	5	24	29	83%
MHK - Oahu Activity Center Homeless Outreach Program		3	3	100%
MHK - PATH Street Outreach Program		1	1	100%
MHK - Safe Haven Permanent Supportive Housing	5	20	25	80%
SARMY - Oahu ATS Program	2	7	9	78%
Salvation Army FSO	2	11	13	85%
SARMY - FSO HPO RRH Rapid Re-Housing	2	9	11	82%
SARMY - FSO Pathway of Hope Transitional Housing		2	2	100%
SARMY - Ka Ohu Hou O Manoa FTS	4	7	11	64%
SARMY - Maui Homeless Outreach Program	26	17	43	40%
SARMY - Big Island RHY TLP	1		1	0%
Shelter of Wisdom	14	53	67	79%
SOW - Great Joy 1	1	8	9	89%
SOW - Great Joy 2	1	7	8	88%
SOW - Great Joy 3	2	9	11	82%
SOW - Great Joy 4	2	4	6	67%
SOW - Hearts of Joy 1		3	3	100%
SOW - Hearts of Joy 2	3	11	14	79%
SOW - Streams of Joy 1	3	4	7	57%
SOW - Streams of Joy 2	2	7	9	78%
Steadfast Housing Development Corporation	148	92	240	38%
SHDC - Ahukini CoC Funded (Oahu)		4	4	100%

Consent to Share Data by Program Type
Active Adults During December 2017

Agency/Program	No	Yes	Grand Total	% Consent
SHDC - Eha S+C	15	12	27	44%
SHDC - Eono S+C	2	4	6	67%
SHDC - Hale Ulu Pono TH		4	4	100%
SHDC - Kaahele CoC Funded (Kauai)	2	2	4	50%
SHDC - Kalaeloa (Headway House) CoC Funded (Oahu)	18	14	32	44%
SHDC - Kaukama CoC Funded PSH (Oahu)	1	3	4	75%
SHDC - Kaulana CoC Funded (Maui)	2	3	5	60%
SHDC - Komo Mai CoC Funded PSH (Oahu)	2	2	4	50%
SHDC - Kulalani CoC Funded (Maui)	5	1	6	17%
SHDC - Oahu Shelter Plus Care Program	101	43	144	30%
USVETS	82	796	878	91%
USVETS - BP Ewa HOPTEL		4	4	100%
USVETS - BP GPD Bridge Housing		19	19	100%
USVETS - BP GPD Clinical Treatment		41	41	100%
USVETS - BP GPD Low Demand	1	43	44	98%
USVETS - BP Hilo HOPTEL Program		9	9	100%
USVETS - BP HPO Housing First PSH	19	61	80	76%
USVETS - BP Kauai HOPTEL Program	1	4	5	80%
USVETS - BP Oahu Region 3 - Street Outreach (HPO)	5	94	99	95%
USVETS - BP Oahu Region 5 - Street Outreach (HPO)	4	43	47	91%
USVETS - BP Pearl City HOPTEL		7	7	100%
USVETS - BP Pearl City Seniors HOPTEL		5	5	100%
USVETS - BP Permanent Supportive Housing CoC	5	6	11	55%
USVETS - BP PH2 CHAMPS VET FAMILIES	13	11	24	46%
USVETS - BP Respite Beds Barbers Point		13	13	100%
USVETS - SSVF Priority 1 Homeless Prevention		16	16	100%
USVETS - SSVF Priority 1 Homeless Prevention	4	33	37	89%
USVETS - SSVF Priority 1 Rapid Re-housing	1	32	33	97%
USVETS - SSVF Priority 1 Rapid Re-housing	5	46	51	90%
USVETS - WCC Emergency Shelter	11	134	145	92%
USVETS - WCC ESG Homelessness Prevention		18	18	100%
USVETS - WCC ESG Rapid Re-housing	2	24	26	92%
USVETS - WCC ESG Rapid Re-Housing 2017		4	4	100%
USVETS - WCC HOPTEL		5	5	100%
USVETS - WCC Housing First Increment II (CoC)	11	96	107	90%
USVETS - WCC HPO RRH Rapid Re-Housing		28	28	100%
Waianae Coast Comprehensive Health Center	103	185	288	64%
WCCHC - ESG Homelessness Prevention	8	11	19	58%
WCCHC - Homeless Outreach Program	95	174	269	65%
WH - Next Step Emergency Shelter	19	138	157	88%
NALO - Waimanalo Health Center Street Outreach		18	18	100%
Women In Need	8	67	75	89%
WIN - Bridge To Success Halawa TH	2	27	29	93%
WIN - Bridge To Success Kauai TH	2	19	21	90%
WIN - Family House Aiea TH	4	21	25	84%
Grand Total	1,504	6,475	7,979	81%

**Length of Stay by Program Type - Statewide
Exits During December 2017**

Program Type	# Exits in December	Average Days to Exit
Emergency Shelter (ES)	339	76
Homeless Outreach	266	80
Homeless Prevention	37	169
Permanent Supportive Housing (PSH)	14	2,249
Rapid Re-Housing (RRH)	105	204
Services Only program	28	163
Transitional Housing (TH)	114	175
Grand Total	903	145

**Length of Stay by County and Program Type
Exits During December 2017**

County	# Exits in December	Average Days to Exit
Hawaii	155	118
Emergency Shelter (ES)	49	80
Homeless Outreach	55	74
Homeless Prevention	7	173
Permanent Supportive Housing (PSH)	1	383
Rapid Re-Housing (RRH)	41	184
Transitional Housing (TH)	2	580
Kauai	18	90
Emergency Shelter (ES)	14	87
Homeless Outreach	1	45
Transitional Housing (TH)	3	115
Maui	166	93
Emergency Shelter (ES)	73	58
Homeless Outreach	57	35
Homeless Prevention	7	123
Permanent Supportive Housing (PSH)	3	1,614
Rapid Re-Housing (RRH)	4	208
Transitional Housing (TH)	22	124
Oahu	564	170
Emergency Shelter (ES)	203	81
Homeless Outreach	153	100
Homeless Prevention	23	182
Permanent Supportive Housing (PSH)	10	2,625
Rapid Re-Housing (RRH)	60	218
Services Only program	28	163
Transitional Housing (TH)	87	180
Grand Total	903	145

**Length of Stay by Organization and Program
Exits During December 2017**

Organization/Program	# Exits in December	Average Days to Exit
ALEA Bridge	1	202
ALEA - Street Outreach Program	1	202
Alternative Structures International	48	193
ASI - HPO RRH Rapid Re-Housing	6	37
ASI - Ohana Ola O Kahumana	26	227
ASI - Ulu Ke Kukui (Villages of Maili)	16	196
Catholic Charities Hawaii	72	165
CCH - HPP Rapid Re-housing	29	259
CCH - Kakaako Family Assessment Center	18	52
CCH - SHEG NI Homelessness Prevention	3	145
CCH - SHEG NI Rapid Rehousing	11	81
CCH - SHEG Oahu Homelessness Prevention	1	182
CCH - SHEG Oahu Rapid Re-Housing	9	202
CCH - SSVF Priority 1 Rapid Rehousing	1	119
CHOW Project	5	155
CHOW - Oahu Region 1 - Street Outreach (HPO)	5	155
Family Life Center	74	34
FLC - Ho'olanani	21	42
FLC - Maui Regions 1, 2, 3, 6 - Street Outreach (HPO)	28	40
FLC - Maui Regions 4, 5 - Street Outreach (HPO)	25	20
Family Promise of Hawaii	4	30
FPH - Honolulu Family Center	4	30
Gregory House Programs	3	2,572
GHP - Community Residential Program TH	2	94
GHP - SPC - CoC Program PSH TBRA	1	7,529
Hawaii Island Home for Recovery	2	580
HIHR - Transitional Housing	2	580
Honolulu Community Action Program	2	611
HCAP - Kumuhonua	2	611
HOPE Services Hawaii, Inc.	135	116
HOPE - East Hawaii Emergency Mens Program ES	14	49
HOPE - ESG Rapid Re-housing	15	213
HOPE - Hawaii Regions 1, 8, 9, 10 - Street Outreach (HPO)	23	76
HOPE - Hawaii Regions 2, 3, 4, 5, 6, 7 - Street Outreach (HPO)	28	69
HOPE - HPO NI Housing First	1	383
HOPE - HPP Homelessness Prevention	4	195
HOPE - HPP Rapid Re-housing	15	229
HOPE - Kiheipua	18	120
HOPE - PATH Street Outreach Program	4	90
HOPE - West Hawaii Emergency Housing Program	13	77
Housing Solutions, Inc.	3	122
HSI - Kulaokahua Apts (TH for the Elderly)	1	88
HSI - Na Kolea Rooming House (TH for Working Singles)	2	139
Institute for Human Services	142	110

**Length of Stay by Organization and Program
Exits During December 2017**

Organization/Program	# Exits in December	Average Days to Exit
IHS - Behavioral Health ES	2	46
IHS - City FY15 Housing First PSH	2	1,250
IHS - ESG Homelessness Prevention	10	319
IHS - ESG Rapid Re-housing	1	284
IHS - Hale Mauiola Program (Sand Island)	16	118
IHS - Kaa`ahi Families ES	18	26
IHS - Kaa`ahi Women's ES	30	35
IHS - Oahu Region 1 - Street Outreach (HPO)	1	222
IHS - Oahu Region 2 - Street Outreach (HPO)	4	134
IHS - Oahu Region 4 - Street Outreach (HPO)	1	94
IHS - RRH Bridge Funding (AUW FY2017)	7	402
IHS - Sumner Men's ES	43	50
IHS - TBH Medical Respite (ES)	7	47
Ka Hale A Ke Ola, Inc	74	82
KHAKO - Central Emergency Shelter	28	90
KHAKO - Central Transitional Housing	18	125
KHAKO - Westside ES	24	35
KHAKO - Westside TH	4	119
Kalihi Palama Health Center	78	239
KPHC - New Beginnings S+C Program	3	3,714
KPHC - Oahu Region 1 - Street Outreach (HPO)	51	102
KPHC - Oahu Region 6 - Street Outreach (HPO)	6	102
KPHC - PATH Street Outreach Program	18	92
Kauai Economic Opportunity	15	84
KEO - Kauai All Regions - Street Outreach (HPO)	1	45
KEO - Mana'olana Emergency	14	87
Kealahou West Oahu	20	212
KWO - Oahu Region 7 - Street Outreach (HPO)	11	142
KWO - Onelau`ena Emergency Shelter	5	472
KWO - Onemalu Transitional Housing	4	78
Legal Aid Society of Hawaii	28	163
LASH - HPO Legal Services Program	28	163
Maui AIDS Foundation	5	1,055
MAF - HOPWA Formula - PSH TBRA	3	1,614
MAF - HOPWA Formula STRMU	2	216
Mental Health Kokua	1	345
MHK - Safe Haven Permanent Supportive Housing	1	345
Salvation Army ATS	1	153
SARMY - Oahu ATS Program	1	153
Salvation Army Maui	4	100
SARMY - Maui Homeless Outreach Program	4	100
Shelter of Wisdom	8	303
SOW - Great Joy 1	1	304
SOW - Great Joy 3	2	177

**Length of Stay by Organization and Program
Exits During December 2017**

Organization/Program	# Exits in December	Average Days to Exit
SOW - Hearts of Joy 1	1	160
SOW - Hearts of Joy 2	3	515
SOW - Streams of Joy 1	1	59
Steadfast Housing Development Corporation	4	1,233
SHDC - Ahukini CoC Funded (Oahu)	1	194
SHDC - Oahu Shelter Plus Care Program	3	1,579
USVETS	116	87
USVETS - BP GPD Bridge Housing	7	100
USVETS - BP GPD Clinical Treatment	7	71
USVETS - BP GPD Low Demand	11	198
USVETS - BP Hilo HOPTTEL Program	4	15
USVETS - BP Oahu Region 3 - Street Outreach (HPO)	12	30
USVETS - BP Oahu Region 5 - Street Outreach (HPO)	3	8
USVETS - BP Pearl City HOPTTEL	2	17
USVETS - BP Respite Beds Barbers Point	4	85
USVETS - SSVF Priority 1 Homeless Prevention	12	69
USVETS - SSVF Priority 1 Rapid Re-housing	7	49
USVETS - SSVF Priority 2 Homeless Prevention (CLOSED)	5	85
USVETS - SSVF Priority 2 Rapid Re-housing (CLOSED)	4	208
USVETS - WCC Emergency Shelter	37	94
USVETS - WCC HOPTTEL	1	18
Waianae Coast Comprehensive Health Center	39	102
WCCHC - Homeless Outreach Program	39	102
Waikiki Health	8	101
WH - Next Step Emergency Shelter	8	101
Waimanalo Health Center	1	90
NALO - Waimanalo Health Center Street Outreach	1	90
Women In Need	10	120
WIN - Bridge To Success Halawa TH	5	59
WIN - Bridge To Success Kauai TH	3	115
WIN - Family House Aiea TH	2	278
Grand Total	903	145

Timeliness Report - December 2017 (Intakes)

Date Range: 12/01/2017 - 12/31/2017

Average Days Taken to Input Enrollments (clients enrolled during reporting period)			
Program Name	Program Type	Clients Enrolled	Avg Days to Input
Hawaii County VI SPDAT v2 Family	Coordinated Assessment	56	2.45
Hawaii County VI SPDAT v2 Individual	Coordinated Assessment	34	3.88
Kauai County VI SPDAT v2 Family	Coordinated Assessment	4	3.00
Kauai County VI SPDAT v2 Individual	Coordinated Assessment	14	1.93
Maui County VI SPDAT v2 Family	Coordinated Assessment	62	1.47
Maui County VI SPDAT v2 Individual	Coordinated Assessment	34	0.76
Oahu County VI SPDAT v2 Family	Coordinated Assessment	193	0.44
Oahu County VI SPDAT v2 Individual	Coordinated Assessment	182	1.88
CCH - Kakaako Family Assessment Center	Emergency Shelter (ES)	15	0.87
FLC - Ho'olanani	Emergency Shelter (ES)	12	2.08
FPH - Honolulu Family Center	Emergency Shelter (ES)	5	1.00
HOPE - East Hawaii Emergency Mens Program ES	Emergency Shelter (ES)	16	1.88
HOPE - Kiheipua	Emergency Shelter (ES)	6	3.83
HOPE - West Hawaii Emergency Housing Program	Emergency Shelter (ES)	11	5.91
IHS - Behavioral Health ES	Emergency Shelter (ES)	5	0.00
IHS - Hale Mauliola Program (Sand Island)	Emergency Shelter (ES)	21	21.29
IHS - Kaa`ahi Families ES	Emergency Shelter (ES)	16	0.75
IHS - Kaa`ahi Women's ES	Emergency Shelter (ES)	39	0.00
IHS - Sumner Men's ES	Emergency Shelter (ES)	48	0.85
IHS - TBH Medical Respite (ES)	Emergency Shelter (ES)	10	1.00
KEO - Mana'olana Emergency	Emergency Shelter (ES)	26	0.65
KHAKO - Central Emergency Shelter	Emergency Shelter (ES)	51	4.59
KHAKO - Westside ES	Emergency Shelter (ES)	44	0.18
KWO - Onelau`ena Emergency Shelter	Emergency Shelter (ES)	5	0.40
SOW - Great Joy 1	Emergency Shelter (ES)	2	7.50
SOW - Great Joy 3	Emergency Shelter (ES)	1	13.00
SOW - Hearts of Joy 2	Emergency Shelter (ES)	2	10.50
USVETS - BP Ewa HOPTEL	Emergency Shelter (ES)	2	0.00
USVETS - BP Hilo HOPTEL Program	Emergency Shelter (ES)	5	0.60
USVETS - BP Pearl City HOPTEL	Emergency Shelter (ES)	3	0.33
USVETS - BP Pearl City Seniors HOPTEL	Emergency Shelter (ES)	1	1.00
USVETS - BP Respite Beds Barbers Point	Emergency Shelter (ES)	5	0.40
USVETS - WCC Emergency Shelter	Emergency Shelter (ES)	26	1.62
WH - Next Step Emergency Shelter	Emergency Shelter (ES)	15	0.93
CCH - SHEG NI Homelessness Prevention	Homelessness Prevention	12	1.25
CCH - SHEG Oahu Homelessness Prevention	Homelessness Prevention	21	0.62
CCH - SSVF Priority 1 Homeless Prevention	Homelessness Prevention	6	0.17
FLC - HPP Kauai Homelessness Prevention	Homelessness Prevention	4	9.00
FLC - HPP Maui Homelessness Prevention	Homelessness Prevention	7	4.00
HOPE - HPP Homelessness Prevention	Homelessness Prevention	14	5.00
IHS - HPO RRH Homeless Prevention	Homelessness Prevention	17	1.06
IHS - HPP Homelessness Prevention	Homelessness Prevention	53	7.74
KPHC - ESG Homelessness Prevention	Homelessness Prevention	1	0.00
MAF - HOPWA Formula STRMU	Homelessness Prevention	1	0.00
USVETS - SSVF Priority 1 Homeless Prevention	Homelessness Prevention	5	0.40
WCCHC - ESG Homelessness Prevention	Homelessness Prevention	3	0.33
CCH - HPO NI Housing First (Kauai)	PH - Permanent Supportive Housing	4	0.00
FLC - S+C 6 (Eha split)	PH - Permanent Supportive Housing	2	5.00
HOPE - HPO NI Housing First	PH - Permanent Supportive Housing	3	0.33
HOPE - Kukui S+C Program	PH - Permanent Supportive Housing	1	0.00
IHS - City FY15 Housing First PSH	PH - Permanent Supportive Housing	7	11.57

Timeliness Report - December 2017 (Intakes)

Date Range: 12/01/2017 - 12/31/2017

Average Days Taken to Input Enrollments (clients enrolled during reporting period)		Clients Enrolled	Avg Days to Input
Program Name	Program Type		
KPHC - New Beginnings S+C Program	PH - Permanent Supportive Housing	2	5.00
MHK - Safe Haven Permanent Supportive Housing	PH - Permanent Supportive Housing	2	1.00
SHDC - Eha S+C	PH - Permanent Supportive Housing	1	0.00
SHDC - Oahu Shelter Plus Care Program	PH - Permanent Supportive Housing	2	5.50
USVETS - WCC Housing First Increment II (CoC)	PH - Permanent Supportive Housing	3	2.00
CCH - HPO NI RRH Rapid Re-Housing (Kauai)	PH - Rapid Re-Housing	5	3.20
CCH - HPP Rapid Re-housing	PH - Rapid Re-Housing	67	2.78
CCH - SHEG NI Rapid Rehousing	PH - Rapid Re-Housing	6	11.00
CCH - SHEG Oahu Rapid Re-Housing	PH - Rapid Re-Housing	1	0.00
CCH - SSVF Priority 1 Rapid Rehousing	PH - Rapid Re-Housing	6	0.00
FLC - ESG Kauai Rapid Re-housing	PH - Rapid Re-Housing	5	14.00
FLC - ESG Maui Rapid Re-housing	PH - Rapid Re-Housing	5	3.00
FLC - HPO RRH Rapid Re-Housing	PH - Rapid Re-Housing	10	3.20
FLC - HPP Maui Rapid Re-housing	PH - Rapid Re-Housing	3	3.00
HOPE - HPO RRH Rapid Re-Housing	PH - Rapid Re-Housing	39	2.36
HOPE - HPP Rapid Re-housing	PH - Rapid Re-Housing	31	3.42
HOPE - New Start	PH - Rapid Re-Housing	28	2.25
IHS - ESG Rapid Re-housing	PH - Rapid Re-Housing	5	6.20
IHS - HPO RRH Rapid Re-Housing	PH - Rapid Re-Housing	1	0.00
IHS - HPP Rapid Re-housing	PH - Rapid Re-Housing	23	12.39
KPHC - ESG Rapid Re-housing	PH - Rapid Re-Housing	1	0.00
USVETS - SSVF Priority 1 Rapid Re-housing	PH - Rapid Re-Housing	13	2.23
CARE - Care Hawaii AMHD Services Only Program	Services Only	1	0.00
LASH - HPO Legal Services Program	Services Only	20	0.15
ALEA - Street Outreach Program	Street Outreach	2	6.50
CARE - Care Hawaii AMHD Street Outreach Program	Street Outreach	5	0.00
CHOW - Oahu Region 1 - Street Outreach (HPO)	Street Outreach	5	0.00
FLC - Maui Regions 1, 2, 3, 6 - Street Outreach (HPO)	Street Outreach	54	2.06
FLC - Maui Regions 4, 5 - Street Outreach (HPO)	Street Outreach	31	3.81
HOPE - Hawaii Regions 1, 8, 9, 10 - Street Outreach (HPO)	Street Outreach	28	2.61
HOPE - Hawaii Regions 2, 3, 4, 5, 6, 7 - Street Outreach (HPO)	Street Outreach	27	4.19
HOPE - PATH Street Outreach Program	Street Outreach	2	0.50
IHS - AMHD Street Outreach Program	Street Outreach	1	0.00
IHS - Oahu Region 1 - Street Outreach (HPO)	Street Outreach	6	5.00
IHS - Oahu Region 2 - Street Outreach (HPO)	Street Outreach	18	2.11
IHS - Oahu Region 4 - Street Outreach (HPO)	Street Outreach	4	1.25
KEO - Kauai All Regions - Street Outreach (HPO)	Street Outreach	37	9.19
KPHC - Oahu Region 1 - Street Outreach (HPO)	Street Outreach	22	0.91
KPHC - PATH Street Outreach Program	Street Outreach	21	0.52
KWO - Oahu Region 7 - Street Outreach (HPO)	Street Outreach	4	15.00
NALO - Waimanalo Health Center Street Outreach	Street Outreach	1	0.00
USVETS - BP Oahu Region 3 - Street Outreach (HPO)	Street Outreach	19	1.84
USVETS - BP Oahu Region 5 - Street Outreach (HPO)	Street Outreach	14	7.07
WCCHC - Homeless Outreach Program	Street Outreach	46	1.07
ASI - Ohana Ola O Kahumana	Transitional Housing (TH)	33	11.36
ASI - Ulu Ke Kukui (Villages of Maili)	Transitional Housing (TH)	21	0.43
GHP - Community Residential Program TH	Transitional Housing (TH)	1	8.00
HCAP - Kumuhonua	Transitional Housing (TH)	1	4.00
HIHR - Transitional Housing	Transitional Housing (TH)	2	21.00
HKIPA - Maka`aloa Men's TLP	Transitional Housing (TH)	2	3.00
HOPE - Kuleana House	Transitional Housing (TH)	3	1.00
HSI - Kulaokahua Apts (TH for the Elderly)	Transitional Housing (TH)	2	0.00

Timeliness Report - December 2017 (Intakes)

Date Range: 12/01/2017 - 12/31/2017

Average Days Taken to Input Enrollments (clients enrolled during reporting period)			
Program Name	Program Type	Clients Enrolled	Avg Days to Input
HSI - Na Kolea Rooming House (TH for Working Singles)	Transitional Housing (TH)	6	0.00
KEO - Lihue Court Transitional Housing	Transitional Housing (TH)	5	8.00
KEO - Mana'olana Transitional Housing	Transitional Housing (TH)	3	3.00
KHAKO - Central Transitional Housing	Transitional Housing (TH)	2	6.50
KHAKO - Westside TH	Transitional Housing (TH)	4	0.00
USVETS - BP GPD Bridge Housing	Transitional Housing (TH)	3	1.00
USVETS - BP GPD Clinical Treatment	Transitional Housing (TH)	7	0.57
USVETS - BP GPD Low Demand	Transitional Housing (TH)	5	1.60
WIN - Bridge To Success Halawa TH	Transitional Housing (TH)	2	0.00
WIN - Family House Aiea TH	Transitional Housing (TH)	2	12.00
Aggregates		1863	2.83

Timeliness Report - December 2017 (Exits)

Date Range: 12/01/2017 - 12/31/2017

Average Days Taken to Exit Enrollments (clients exited during reporting period)			
Program Name	Program Type	Total Exited	Avg Days to
Hawaii County VI SPDAT v2 Family	Coordinated Assessment	27	8.44
Hawaii County VI SPDAT v2 Individual	Coordinated Assessment	29	2.55
Maui County VI SPDAT v2 Family	Coordinated Assessment	5	0.00
Maui County VI SPDAT v2 Individual	Coordinated Assessment	45	0.31
Oahu County VI SPDAT v1 Family (CLOSED)	Coordinated Assessment	91	0.00
Oahu County VI SPDAT v1 Individual (CLOSED)	Coordinated Assessment	6	0.00
Oahu County VI SPDAT v2 Family	Coordinated Assessment	179	0.09
Oahu County VI SPDAT v2 Individual	Coordinated Assessment	34	3.32
CCH - Kakaako Family Assessment Center	Emergency Shelter (ES)	15	0.60
FLC - Ho'olanani	Emergency Shelter (ES)	21	1.76
FPH - Honolulu Family Center	Emergency Shelter (ES)	4	2.00
HOPE - East Hawaii Emergency Mens Program ES	Emergency Shelter (ES)	14	0.29
HOPE - Kiheiipua	Emergency Shelter (ES)	18	3.11
HOPE - West Hawaii Emergency Housing Program	Emergency Shelter (ES)	13	5.08
IHS - Behavioral Health ES	Emergency Shelter (ES)	2	0.00
IHS - Hale Mauiola Program (Sand Island)	Emergency Shelter (ES)	16	10.50
IHS - Kaa`ahi Families ES	Emergency Shelter (ES)	18	0.00
IHS - Kaa`ahi Women's ES	Emergency Shelter (ES)	30	0.00
IHS - Sumner Men's ES	Emergency Shelter (ES)	43	0.60
IHS - TBH Medical Respite (ES)	Emergency Shelter (ES)	8	5.38
KEO - Mana'olana Emergency	Emergency Shelter (ES)	14	4.29
KHAKO - Central Emergency Shelter	Emergency Shelter (ES)	28	4.18
KHAKO - Westside ES	Emergency Shelter (ES)	23	1.00
KWO - Onelau`ena Emergency Shelter	Emergency Shelter (ES)	5	3.00
SOW - Great Joy 1	Emergency Shelter (ES)	1	15.00
SOW - Great Joy 3	Emergency Shelter (ES)	2	7.50
SOW - Hearts of Joy 1	Emergency Shelter (ES)	1	1.00
SOW - Hearts of Joy 2	Emergency Shelter (ES)	3	6.33
SOW - Streams of Joy 1	Emergency Shelter (ES)	1	1.00
USVETS - BP Hilo HOPTel Program	Emergency Shelter (ES)	4	0.25
USVETS - BP Pearl City HOPTel	Emergency Shelter (ES)	2	0.00
USVETS - BP Respite Beds Barbers Point	Emergency Shelter (ES)	4	1.25
USVETS - WCC Emergency Shelter	Emergency Shelter (ES)	35	1.43
USVETS - WCC HOPTel	Emergency Shelter (ES)	1	6.00
WH - Next Step Emergency Shelter	Emergency Shelter (ES)	10	10.60
CCH - SHEG NI Homelessness Prevention	Homelessness Prevention	4	10.75
CCH - SHEG Oahu Homelessness Prevention	Homelessness Prevention	1	2.00
HOPE - HPP Homelessness Prevention	Homelessness Prevention	4	11.00
IHS - ESG Homelessness Prevention	Homelessness Prevention	10	9.10
MAF - HOPWA Formula STRMU	Homelessness Prevention	2	0.00
USVETS - SSVF Priority 1 Homeless Prevention	Homelessness Prevention	12	7.58
USVETS - SSVF Priority 2 Homeless Prevention (CLOSED)	Homelessness Prevention	5	20.80
GHP - SPC - CoC Program PSH TBRA	PH - Permanent Supportive Housing	1	0.00
HOPE - HPO NI Housing First	PH - Permanent Supportive Housing	1	2.00
IHS - City FY15 Housing First PSH	PH - Permanent Supportive Housing	2	20.00
KPHC - New Beginnings S+C Program	PH - Permanent Supportive Housing	3	0.00
MAF - HOPWA Formula - PSH TBRA	PH - Permanent Supportive Housing	3	37.33
MHK - Safe Haven Permanent Supportive Housing	PH - Permanent Supportive Housing	1	13.00
SHDC - Oahu Shelter Plus Care Program	PH - Permanent Supportive Housing	3	3.00
CCH - HPP Rapid Re-housing	PH - Rapid Re-Housing	29	1.07
CCH - SHEG NI Rapid Rehousing	PH - Rapid Re-Housing	11	1.09
CCH - SHEG Oahu Rapid Re-Housing	PH - Rapid Re-Housing	9	1.11

Timeliness Report - December 2017 (Exits)

Date Range: 12/01/2017 - 12/31/2017

Average Days Taken to Exit Enrollments (clients exited during reporting period)			
CCH - SSVF Priority 1 Rapid Rehousing	PH - Rapid Re-Housing	1	0.00
HOPE - ESG Rapid Re-housing	PH - Rapid Re-Housing	15	0.73
HOPE - HPP Rapid Re-housing	PH - Rapid Re-Housing	15	0.67
IHS - ESG Rapid Re-housing	PH - Rapid Re-Housing	1	0.00
IHS - RRH Bridge Funding (AUW FY2017)	PH - Rapid Re-Housing	7	0.57
USVETS - SSVF Priority 1 Rapid Re-housing	PH - Rapid Re-Housing	7	11.14
USVETS - SSVF Priority 2 Rapid Re-housing (CLOSED)	PH - Rapid Re-Housing	6	4.67
LASH - HPO Legal Services Program	Services Only	29	0.72
ALEA - Street Outreach Program	Street Outreach	3	15.33
CARE - Care Hawaii AMHD Street Outreach Program	Street Outreach	13	0.00
CHOW - Oahu Region 1 - Street Outreach (HPO)	Street Outreach	29	0.00
CHOW - Oahu Region 6 - Street Outreach (HPO)	Street Outreach	1	0.00
FLC - Maui Regions 1, 2, 3, 6 - Street Outreach (HPO)	Street Outreach	31	0.74
FLC - Maui Regions 4, 5 - Street Outreach (HPO)	Street Outreach	25	3.32
HNP - Hale Na`au Pono AMHD Street Outreach Program	Street Outreach	1	0.00
HOPE - Hawaii Regions 1, 8, 9, 10 - Street Outreach (HPO)	Street Outreach	25	5.80
HOPE - Hawaii Regions 2, 3, 4, 5, 6, 7 - Street Outreach (HPO)	Street Outreach	30	4.50
HOPE - PATH Street Outreach Program	Street Outreach	4	0.00
IHS - Oahu Region 1 - Street Outreach (HPO)	Street Outreach	11	0.00
IHS - Oahu Region 2 - Street Outreach (HPO)	Street Outreach	16	0.19
IHS - Oahu Region 4 - Street Outreach (HPO)	Street Outreach	11	0.00
KEO - Kauai All Regions - Street Outreach (HPO)	Street Outreach	37	0.46
KPHC - Oahu Region 1 - Street Outreach (HPO)	Street Outreach	60	0.00
KPHC - Oahu Region 6 - Street Outreach (HPO)	Street Outreach	6	0.00
KPHC - PATH Street Outreach Program	Street Outreach	43	0.00
KWO - Oahu Region 7 - Street Outreach (HPO)	Street Outreach	29	0.00
MHK - Oahu Activity Center Homeless Outreach Program	Street Outreach	1	0.00
MHK - PATH Street Outreach Program	Street Outreach	1	0.00
NALO - Waimanalo Health Center Street Outreach	Street Outreach	10	0.00
SARMY - Maui Homeless Outreach Program	Street Outreach	20	0.00
USVETS - BP Oahu Region 3 - Street Outreach (HPO)	Street Outreach	53	0.77
USVETS - BP Oahu Region 5 - Street Outreach (HPO)	Street Outreach	17	3.00
WCCHC - Homeless Outreach Program	Street Outreach	46	0.00
ASI - Ohana Ola O Kahumana	Transitional Housing (TH)	25	5.92
ASI - Ulu Ke Kukui (Villages of Maili)	Transitional Housing (TH)	16	3.56
GHP - Community Residential Program TH	Transitional Housing (TH)	2	0.00
HCAP - Kumuhonua	Transitional Housing (TH)	2	4.00
HIHR - Transitional Housing	Transitional Housing (TH)	2	22.00
HSI - Kulaokahua Apts (TH for the Elderly)	Transitional Housing (TH)	1	4.00
HSI - Na Kolea Rooming House (TH for Working Singles)	Transitional Housing (TH)	2	0.00
KHAKO - Central Transitional Housing	Transitional Housing (TH)	21	6.90
KHAKO - Westside TH	Transitional Housing (TH)	4	5.75
KWO - Onemalu Transitional Housing	Transitional Housing (TH)	4	18.00
SARMY - Oahu ATS Program	Transitional Housing (TH)	1	29.00
SHDC - Ahukini CoC Funded (Oahu)	Transitional Housing (TH)	1	0.00
USVETS - BP GPD Bridge Housing	Transitional Housing (TH)	7	1.71
USVETS - BP GPD Clinical Treatment	Transitional Housing (TH)	7	0.57
USVETS - BP GPD Low Demand	Transitional Housing (TH)	11	0.55
WIN - Bridge To Success Halawa TH	Transitional Housing (TH)	5	17.20
WIN - Bridge To Success Kauai TH	Transitional Housing (TH)	3	20.33
WIN - Family House Aiea TH	Transitional Housing (TH)	2	14.00
Aggregates		1573	2.11