

From: Carlos Peraro, CPC
To: Harold Brackeen, State of Hawaii, Homeless Programs Administrator
Brandee Menino, BOS Chair; Jon Berliner, PIC Chair; Heather Lusk, PIC Vice Chair
Date: April 18, 2018
Re: March 2018 HMIS Monitoring Reports

Attached for your review and dissemination to Continuum agencies is the March 2018 HMIS monitoring report. Below are brief highlights from the attached reports.

- 1) End of month, March 2018 Census summary by Continuum and Statewide (pp. 2-7)
 - The Statewide census for emergency and transitional programs increased in March 2018 (3,075) compared to February 2018 (3,036). For Oahu, the emergency shelter census decreased slightly from 1,098 in February to 1,095 in March and the transitional facilities census increased from 1,238 in February to 1,261 in March. For neighbor islands, the emergency shelter census increased slightly from 494 in February to 525 in March, while the transitional facilities census decreased slightly from 206 to 194 in March.
 - The total “vacant beds” compared to the HIC capacity was 477 (ES and TH) and 217 (PSH).
 - 29 programs on Oahu and 19 programs on the Neighbor Islands had utilization rates of less than 85% or greater than 110%. These programs are marked in red.
 - Statewide Active Outreach clients totaled 1,840 including 1,266 on Oahu and 574 on the Neighbor Islands (an increase from February’s 1,730 outreach clients). This is due to an increase for Oahu, but a slight decrease for neighbor islands.

- 2) Consent report for March 2018 (pp. 8-20)
 - VI-SPDAT Assessments: Consent to share data rates for Neighbor Islands and Oahu programs were 100% and 95% respectively, an increase compared to February’s 86% and 89%. (p. 8)
 - By Name List: Consent to share data rates as of April 3, 2018 was 61% statewide; for Oahu Families (51%) and Singles (59%). Neighbor Island family and singles rates ranged from 76% (Kauai family) to 93% (Hawaii family). (pp. 9-10)
 - For adult program intakes (n=941), the statewide consent to share rate increased from 89% in February to 93% in March, the highest rate in an upward trend since March 2017 (55%).
 - Eight programs (pp. 11-14) had consent rates below 80%. These programs are highlighted in RED.

- 3) Length of Stay by Agency and Program for clients exiting during March 2018 (pp. 21-24)
 - The average LOS for all programs was 173 days (representing 927 exits), a decrease compared to February (186 days). If the 21 permanent housing programs exits are omitted, the average LOS was 146 days.
 - Overall, emergency shelter and homeless outreach programs’ LOS were the shortest (94 and 64 days). PSH and TH program’s LOS were longest (1,363 and 256 days).
 - By County, Oahu (203 days) and Maui (140 days) averaged the highest LOS, followed by Hawaii (109 days) and Kauai (99 days). Of note is that the average includes PH projects, which skew the statistic.
 - Emergency Shelter LOS ranged from 51 days on Hawaii to 106 days on Oahu.

- 4) Timeliness (entries and exits) during March 2018 (pp. 25-29)
 - Intake Timeliness was 1.99 average days, a slight decrease compared to 2.09 average days in February. 25 programs (highlighted in RED) averaged more than 3 days to enter intakes.
 - Exit timeliness increased to 1.74 average days compared to 1.5 days in February.
 - 31 programs (highlighted in RED) averaged more than 3 days to enter exits.

HMIS Census Report - March, 2018
Oahu and Neighbor Islands - HIC Facilities

Summary of Monthly HMIS Shelter Census Counts

April 30, 2017 - March 31, 2018

HI-501 Oahu Census Summary

	Emerg	Trans	Total HUD Homeless	HIC Openings	PH	HIC Openings	Veterans ES/TH
April 30, 2017	1018	1340	2358	734	1046	100	205
May 31, 2017	1024	1451	2475	551	1094	70	249
June 30, 2017	1077	1297	2374	594	1147	119	247
July 31, 2017	1100	1286	2386	268	1164	109	246
August 31, 2017	1162	1286	2434	236	1152	115	254
September 30, 2017	1175	1338	2513	209	1110	49	245
October 31, 2017	1197	1305	2502	226	1127	46	247
November 30, 2017	1192	1288	2480	254	1119	51	241
December 31, 2017	1225	1275	2500	219	1112	53	234
January 31, 2018	1179	1228	2407	295	1097	76	244
February 28, 2018	1098	1238	2336	318	1116	72	238
March 31, 2018	1095	1261	2356	262	1116	72	227

HI-500 Balance of State Census Summary

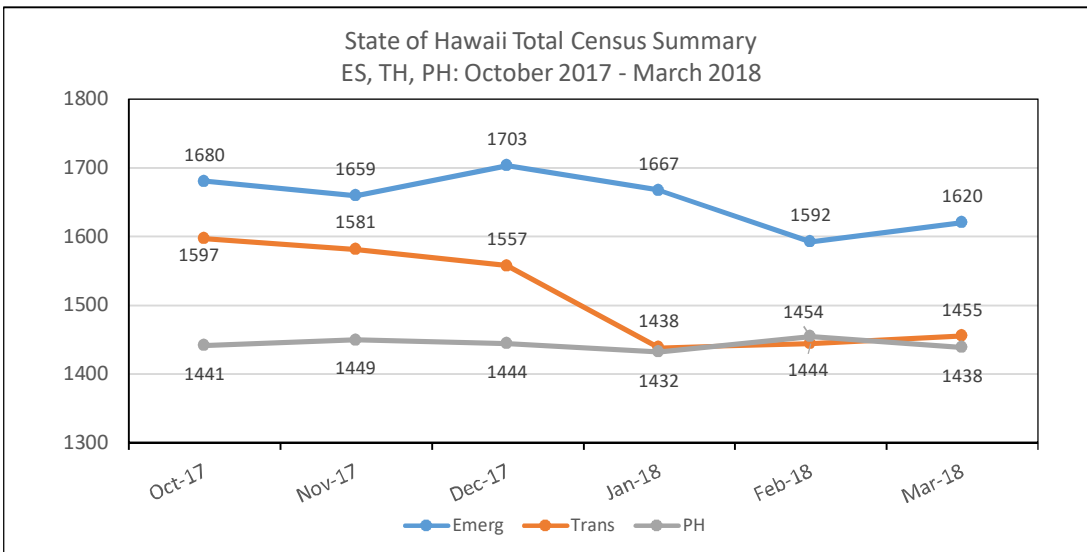
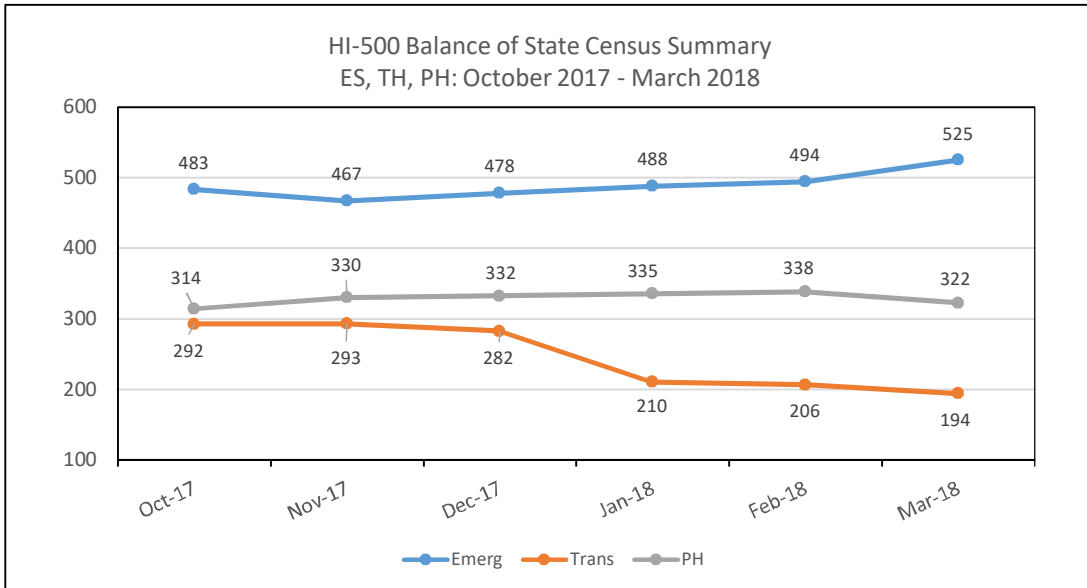
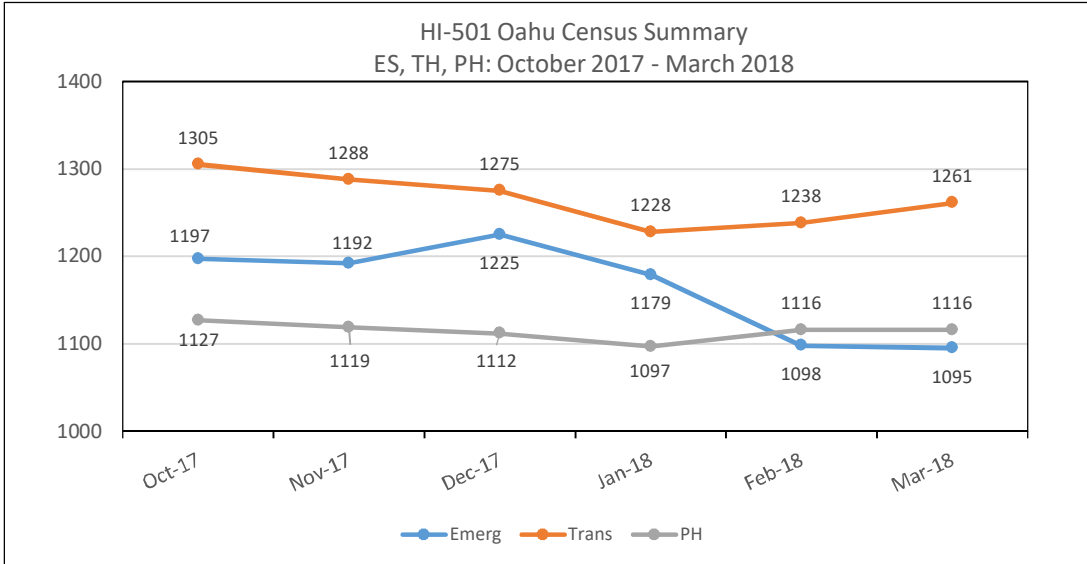
	Emerg	Trans	Total HUD Homeless	HIC Openings	PH	HIC Openings	Veterans ES/TH
April 30, 2017	227	418	645	321	183	96	29
May 31, 2017	321	430	751	235	218	70	35
June 30, 2017	359	430	789	180	222	71	43
July 31, 2017	398	398	796	203	212	69	39
August 31, 2017	427	363	790	248	216	66	35
September 30, 2017	450	333	783	280	304	132	35
October 31, 2017	483	292	775	307	314	128	44
November 30, 2017	467	293	760	305	330	125	34
December 31, 2017	478	282	760	325	332	123	38
January 31, 2018	488	210	698	399	335	125	32
February 28, 2018	494	206	700	398	338	124	36
March 31, 2018	525	194	719	215	322	145	39

State of Hawaii Total Census Summary

	Emerg	Trans	Total HUD Homeless	HIC Openings	PH	HIC Openings	Veterans ES/TH
April 30, 2017	1245	1758	3003	1055	1229	196	234
May 31, 2017	1345	1881	3226	786	1312	140	284
June 30, 2017	1436	1727	3163	774	1369	190	290
July 31, 2017	1498	1684	3182	471	1376	178	285
August 31, 2017	1589	1649	3238	484	1368	181	289
September 30, 2017	1625	1671	3296	489	1414	181	280
October 31, 2017	1680	1597	3277	533	1441	174	291
November 30, 2017	1659	1581	3240	559	1449	176	275
December 31, 2017	1703	1557	3260	544	1444	176	272
January 31, 2018	1667	1438	3105	694	1432	201	276
February 28, 2018	1592	1444	3036	716	1454	196	274
March 31, 2018	1620	1455	3075	477	1438	217	266

HMIS Census Report - March, 2018
Oahu and Neighbor Islands - HIC Facilities

Summary of Monthly HMIS Shelter Census Counts



Census Report - March 31, 2018
Oahu - HIC Facilities

Proj. Type	Organization Name	Project Name	HIC Beds	Census on 03/31/18	% HIC Beds	Technical Openings	Veterans
ES	Child and Family Service	CFS - Honolulu Shelter	33	SP	NR	NR	SP
ES	Child and Family Service	CFS - Leeward Shelter	27	SP	NR	NR	SP
ES	Catholic Charities Hawaii	CCH - Kakaako Family Assessment Center	50	43	86%	7	0
ES	Family Promise of Hawaii	FPH - Honolulu Family Center	14	14	100%	0	1
ES	Family Promise of Hawaii	FPH - Windward Family Center	14	14	100%	0	0
ES	Hale Kipa Inc.	HKIPA - Boys BCP ES	8	1	13%	7	0
ES	Hale Kipa Inc.	HKIPA - Girls BCP ES	8	0	0%	8	0
ES	IHS Institute for Human Services	IHS - Behavioral Health ES	9	10	111%	0	3
ES	IHS Institute for Human Services	IHS - Hale Mauliola Program (Sand Island)	83	70	84%	13	4
ES	IHS Institute for Human Services	IHS - Kaaahi Families Shelter ES	100	83	83%	17	0
ES	IHS Institute for Human Services	IHS - Kaaahi Women ES	66	68	103%	0	3
ES	IHS Institute for Human Services	IHS - Sumner Men's Shelter	166	210	127%	0	43
ES	IHS Institute for Human Services	IHS - Tutu Bert's House (Med Respite ES)	24	17	71%	7	5
ES	Kealahou West Oahu	KWO - Hope for a New Beginning (Onelauena)	244	176	72%	68	4
ES	Parents and Children Together	PACT - Ohia Shelter	21	SP	NR	NR	SP
ES	Shelter of Wisdom	SOW - Great Joy 1	8	9	113%	0	2
ES	Shelter of Wisdom	SOW - Great Joy 2	9	8	89%	1	0
ES	Shelter of Wisdom	SOW - Great Joy 3	10	9	90%	1	0
ES	Shelter of Wisdom	SOW - Great Joy 4	6	5	83%	1	0
ES	Shelter of Wisdom	SOW - Hearts of Joy 1	9	2	22%	7	0
ES	Shelter of Wisdom	SOW - Hearts of Joy 2	13	13	100%	0	5
ES	Shelter of Wisdom	SOW - Streams of Joy 1	6	5	83%	1	1
ES	Shelter of Wisdom	SOW - Streams of Joy 2	9	10	111%	0	2
ES	U.S. Veterans Initiative	USVETS - BP Ewa HOPTEL	5	2	40%	3	2
ES	U.S. Veterans Initiative	USVETS - BP Pearl City HOPTEL	5	4	80%	1	4
ES	U.S. Veterans Initiative	USVETS - BP Pearl City Seniors HOPTEL	5	5	100%	0	5
ES	U.S. Veterans Initiative	USVETS - BP Respite Beds Barbers Point	10	6	60%	4	6
ES	U.S. Veterans Initiative	USVETS - WCC Emergency	191	173	91%	18	10
ES	U.S. Veterans Initiative	USVETS - WCC HOPTEL	5	7	140%	0	4
ES	Waikiki Health Center	WHC - Next Step Emergency Shelter	135	131	97%	4	11
ES	Windward Spouse Abuse Shelter	WSAS - Hale Ola	18	SP	NR	NR	NR
	Subtotal Emergency Shelter		1212	1095	90%	168	115
TH	Alternative Structures Int't	ASI - Ohana Ola O Kahumana	240	243	101%	0	3
TH	Alternative Structures Int't	ASI - Ulu Ke Kukui (Villages of Maili)	315	305	97%	10	1
TH	Catholic Charities Hawaii	CCH - Ma'ili Land TH	54	48	89%	6	0
TH	Child and Family Service	CFS - Transitional Apartments	40	NR	NR	NR	NR
TH	Gregory House Programs	GHP - Community Residential Program	15	13	87%	2	4
TH	Gregory House Programs	GHP - HOPWA Gregory House (Competitive TH)	11	10	91%	1	1
TH	Honolulu Community Action Prog	HCAP - Kumuhonua	68	72	106%	0	5
TH	Hale Kipa Inc.	HKIPA - Apana Women's Shelter	5	4	80%	1	0
TH	Hale Kipa Inc.	HKIPA - Maka'aloa Men's TLP	4	3	75%	1	0
TH	Ho'omau Ke Ola	HKO - Lahilahi	10	7	70%	3	0
TH	Holomua Na`Ohana	HNO - Weinberg Village Waimanalo	120	112	93%	8	1
TH	Housing Solutions Inc.	HSI - Kulaokahua (TH for the elderly)	29	28	97%	1	2
TH	Housing Solutions Inc.	HSI - Na Kolea (TH for working singles)	64	61	95%	3	1
TH	Kealahou West Oahu	KWO - Onemalu Transitional Shelter	144	158	110%	0	2
TH	Parents and Children Together	PACT - Lehua	8	NR	NR	NR	NR
TH	The Salvation Army	SARMY - FSO Pathway of Hope	24	14	58%	10	0
TH	The Salvation Army ATS	SARMY - Ka Ohu Hou O Manoa	30	27	90%	3	0
TH	The Salvation Army FTS	SARMY - Oahu ATS Program - Waakanaka	9	0	0%	9	0
TH	Steadfast Housing Dev Corp	SHDC - Ahukini	5	4	80%	1	1
TH	Steadfast Housing Dev Corp	SHDC - Hale Ulu Pono - Transitional Housing	10	5	50%	5	1
TH	U.S. Veterans Initiative	USVETS - BP GPD Bridge Housing	44	25	57%	19	25
TH	U.S. Veterans Initiative	USVETS - BP GPD Clinical Treatment	30	33	110%	0	33
TH	U.S. Veterans Initiative	USVETS - BP GPD Low Demand	36	30	83%	6	30
TH	Windward Spouse Abuse Shelter	WSAS - Imua	1	NR	NR	NR	NR
TH	Women in Need	WIN - Bridge To Success Halawa	13	34	262%	0	2
TH	Women in Need	WIN - Family House - Aiea	30	25	83%	5	0
	Subtotal Transitional Housing		1312	1261	96%	94	112
PSH	Alternative Structures Int't	ASI - Leeward CoC PSH	16	16	100%	0	0
PSH	Gregory House Programs	GHP - HOPWA Formula TBRA (City)	33	28	85%	5	7
PSH	Gregory House Programs	GHP - HOPWA SPNS Competitive PSH TBRA	48	40	83%	8	4

Census Report - March 31, 2018

Oahu - HIC Facilities

Proj. Type	Organization Name	Project Name	HIC Beds	Census on 03/31/18	% HIC Beds	Technical Openings	Veterans
PSH	Gregory House Programs	GHP - S+C CoC Program TBRA	47	47	100%	0	3
PSH	IHS Institute for Human Services	IHS - City FY15 Housing First PSH	177	170	96%	7	5
PSH	IHS Institute for Human Services	IHS - New PSH 2013 (CoC funded)	33	31	94%	2	1
PSH	IHS Institute for Human Services	IHS - SPC Home at Last 2010	82	82	100%	0	14
PSH	IHS Institute for Human Services	IHS - SPC Home Sweet Home	18	18	100%	0	1
PSH	IHS Institute for Human Services	IHS - SPC Home Sweet Home II	9	9	100%	0	0
PSH	IHS Institute for Human Services	IHS - SPC No Place Like Home	17	15	88%	2	1
PSH	Kalihi-Palama Health Center	KPHC - New Beginnings	182	182	100%	0	11
PSH	Mental Health Kokua	MHK - Safe Haven	25	24	96%	1	3
PSH	Steadfast Housing Dev Corp	SHDC - Headway House/Hale Ulu Pono	40	34	85%	6	2
PSH	Steadfast Housing Dev Corp	SHDC - Kaukama	5	4	80%	1	0
PSH	Steadfast Housing Dev Corp	SHDC - Komo Mai	5	4	80%	1	1
PSH	Steadfast Housing Dev Corp	SHDC - Shelter Plus Care 1	150	142	95%	8	8
PSH	U.S. Veterans Initiative	USVETS - BP HPO Housing First PSH	116	96	83%	20	18
PSH	U.S. Veterans Initiative	USVETS - BP Leeward PSH	15	8	53%	7	1
PSH	U.S. Veterans Initiative	USVETS - BP Permanent Supportive Housing	13	11	85%	2	11
PSH	U.S. Veterans Initiative	USVETS - BP PH2 CHAMPS VET FAMILIES	32	30	94%	2	17
PSH	U.S. Veterans Initiative	USVETS - WCC Housing First Increment II (CoC)	125	125	100%	0	7
	Subtotal Permanent Housing		1172	1116	95%	72	115
RRH	Alternative Structures Int't	ASI - HPO Rapid Re-Housing	NA	150	NA	NA	0
RRH	Catholic Charities Hawaii	CCH - ESG Rapid Re-housing	NA	5	NA	NA	0
RRH	Catholic Charities Hawaii	CCH - HPP Rapid Re-housing	NA	830	NA	NA	8
RRH	Catholic Charities Hawaii	CCH - SHEG Oahu Rapid Re-Housing	NA	23	NA	NA	1
RRH	Catholic Charities Hawaii	CCH - SSVF Priority 1 Rapid Rehousing	NA	52	NA	NA	37
RRH	Gregory House Programs	GHP - ESG Rapid Re-Housing	NA	3	NA	NA	0
RRH	Honolulu Community Action Prog	HCAP - HPO RRH Rapid Re-Housing	NA	16	NA	NA	2
RRH	IHS Institute for Human Services	IHS - ESG Rapid Re-housing	NA	72	NA	NA	3
RRH	IHS Institute for Human Services	IHS - HOMES Clean & Sober	NA	27	NA	NA	2
RRH	IHS Institute for Human Services	IHS - HPO Rapid Re-Housing	NA	68	NA	NA	2
RRH	IHS Institute for Human Services	IHS - HPP Rapid Re-housing	NA	231	NA	NA	2
RRH	IHS Institute for Human Services	IHS - New Youth Rapid Re-Housing 2016 (NYRRH 2016)	NA	10	NA	NA	0
RRH	IHS Institute for Human Services	IHS - RRH Bridge Funding (AUW FY2017)	NA	3	NA	NA	0
RRH	Kalihi-Palama Health Center	KPHC - ESG Rapid Re-housing	NA	28	NA	NA	1
RRH	The Salvation Army	SARMY - FSO HPO Rapid Re-Housing	NA	19	NA	NA	0
RRH	U.S. Veterans Initiative	USVETS - SSVF Priority 1 Rapid Re-housing	NA	54	NA	NA	49
RRH	U.S. Veterans Initiative	USVETS - WCC ESG Rapid Re-housing	NA	49	NA	NA	6
RRH	U.S. Veterans Initiative	USVETS - WCC ESG Rapid Re-Housing 2017	NA	13	NA	NA	2
RRH	U.S. Veterans Initiative	USVETS - WCC HPO Rapid Re-Housing	NA	41	NA	NA	1
	Subtotal Rapid ReHousing			1694	NA	NA	116
	Total Emergency+Transitional		2,524	2,356	93%	262	227
	Total Permanent		1,172	1,116	95%	72	115
	TOTAL		3,696	3,472	94%	334	342

Census Report - March 31, 2018
Neighbor Islands - HIC Facilities

Project Type	Organization Name	Project Name	HIC Beds	Census on 03/31/18	%HIC Beds	Technical Openings	Veterans
ES	Child and Family Service	CFS - Hale Ohana	20	SP	NR	NR	NR
ES	Child and Family Service	CFS - West Hawaii Domestic Abuse Shelter	15	SP	NR	NR	NR
ES	Family Life Center	FLC - Ho'olanani	25	12	48%	13	0
ES	HOPE Services Hawaii	HOPE - East Hawaii Emergency Mens Program ES	32	30	94%	2	5
ES	HOPE Services Hawaii	HOPE - Kiheipua Emergency Shelter	44	43	98%	1	1
ES	HOPE Services Hawaii	HOPE - West Hawaii Emergency Housing Program	31	24	77%	7	4
ES	Kauai Economic Opportunity	KEO - Mana'olana Emergency Homeless Shelter	38	58	153%	0	3
ES	KHAKO, INC	KHAKO - Central Emergency	257	213	83%	44	7
ES	KHAKO, INC	KHAKO - Westside Emergency	167	135	81%	32	5
ES	USVETS	USVETS - Hilo HOPTEL Program	5	5	100%	0	5
ES	USVETS	USVETS - Kauai HOPTEL Program	5	5	100%	0	5
ES	Women Helping Women	WHW - Hale Lokomaikai	24	SP	NR	NR	NR
ES	YWCA of Kauai	YWCA - Family Violence Shelter	18	SP	NR	NR	NR
	Subtotal Emergency Shelters		604	525	87%	99	35
TH	Child and Family Service	CFS - Hale Kahua Pa'a	10	NR	NR	NR	NR
TH	Hawaii Affordable Properties, Inc.	HAP - Na Kahua Hale O Ulu Wini (Kaloko)	115	56	49%	59	0
TH	Hawaii Island Home for Recovery, Inc.	HIHR - Transitional Housing Project	19	11	58%	8	2
TH	HOPE Services Hawaii	HOPE - Kuleana House	7	3	43%	4	0
TH	HOPE Services Hawaii	HOPE - Wilder House	10	5	50%	5	0
TH	Kauai Economic Opportunity	KEO - Kome TH	7	7	100%	0	0
TH	Kauai Economic Opportunity	KEO - Komohana Group Home	6	3	50%	3	1
TH	Kauai Economic Opportunity	KEO - Lawehana TH	9	3	33%	6	0
TH	Kauai Economic Opportunity	KEO - Lihue Court Apartments	40	23	58%	17	0
TH	Kauai Economic Opportunity	KEO - Mana'olana Transitional Housing	24	22	92%	2	0
TH	KHAKO, INC	KHAKO - Central Transitional	13	11	85%	2	1
TH	KHAKO, INC	KHAKO - Westside Transitional	36	29	81%	7	0
TH	Salvation Army Big Island	SARMY - Big Island RHY TLP	2	1	50%	1	0
TH	Women In Need	WIN - Bridge to Success Kauai	22	20	91%	2	0
	Subtotal Transitional Housing		310	194	63%	116	4
PSH	Catholic Charities Hawaii	CCH - HPO NI Housing First (Kauai)	14	10	71%	4	0
PSH	Family Life Center	FLC - HPO NI Housing First	30	30	100%	0	3
PSH	Family Life Center	FLC - S+C 1	2	2	100%	0	0
PSH	Family Life Center	FLC - S+C 2	25	25	100%	0	3
PSH	Family Life Center	FLC - S+C 3	12	12	100%	0	0
PSH	Family Life Center	FLC - S+C 6 (Eha split)	33	31	94%	2	3
PSH	Family Life Center	FLC - S+C 7	7	7	100%	0	0
PSH	Family Life Center	FLC - S+C 8	3	3	100%	0	2
PSH	Hawaii Island Home for Recovery, Inc.	HIHR - New HIHR PSH (FY2014)	5	3	60%	2	1
PSH	Hawaii Island Home for Recovery, Inc.	HIHR - Permanent Supportive Housing	16	14	88%	2	0
PSH	Hawaii Island Home for Recovery, Inc.	HIHR - PSH 3	3	3	100%	0	0
PSH	HOPE Services Hawaii	HOPE - Continuum of Care II PSH	20	18	90%	2	2
PSH	HOPE Services Hawaii	HOPE - HPO NI Housing First	125	76	61%	49	15
PSH	HOPE Services Hawaii	HOPE - kukui Shelter Plus Care	111	35	32%	76	6
PSH	Kauai Economic Opportunity	KEO - Pa`a Hana PSH	4	4	100%	0	1
PSH	Maui AIDS Foundation	MAF - HOPWA PSH	29	NR	NR	NR	NR
PSH	Steadfast Housing Dev Corp	SHDC - Eha Shelter Plus Care	28	28	100%	0	3
PSH	Steadfast Housing Dev Corp	SHDC - Eono Shelter Plus Care	13	5	38%	8	0
PSH	Steadfast Housing Dev Corp	SHDC - Kaahale CoC Funded (Kauai)	5	5	100%	0	0
PSH	Steadfast Housing Dev Corp	SHDC - Kaulana CoC Funded (Maui)	5	5	100%	0	0
PSH	Steadfast Housing Dev Corp	SHDC - Kulalani CoC Funded (Maui)	6	6	100%	0	0
PSH	Subtotal Permanent Supportive Housing		467	322	69%	145	39
RRH	Catholic Charities Hawaii	CCH - HPO NI RRH Rapid Re-Housing (Kauai)	NA	23	NA	NA	0
RRH	Catholic Charities Hawaii	CCH - SHEG NI Rapid Rehousing	NA	34	NA	NA	1
RRH	Family Life Center	FLC - ESG Kauai Rapid Re-housing	NA	25	NA	NA	1
RRH	Family Life Center	FLC - ESG Maui Rapid Re-housing	NA	78	NA	NA	2
RRH	Family Life Center	FLC - HPO RRH Rapid Re-Housing	NA	69	NA	NA	6
RRH	Family Life Center	FLC - HPP Kauai Rapid Re-housing	NA	17	NA	NA	0
RRH	Family Life Center	FLC - HPP Maui Rapid Re-housing	NA	101	NA	NA	3
RRH	HOPE Services Hawaii	HOPE - Domestic Violence	NA	36	NA	NA	1
RRH	HOPE Services Hawaii	HOPE - ESG Rapid Re-housing	NA	147	NA	NA	3
RRH	HOPE Services Hawaii	HOPE - HPO RRH Rapid Re-Housing	NA	149	NA	NA	0
RRH	HOPE Services Hawaii	HOPE - HPP Rapid Re-housing	NA	47	NA	NA	0
RRH	Kauai Economic Opportunity	KEO - ESG Rapid Re-housing	NA	49	NA	NA	3
RRH	U.S. Veterans Initiative	USVETS - SSVF Priority 1 Rapid Re-housing	NA	19	NA	NA	17
	Subtotal Rapid ReHousing		NA	794	NA	NA	37
	Total Emergency+Transitional		914	719	79%	215	39
	Total Permanent		467	322	69%	145	39
	TOTAL		1,381	1,041	75%	360	78

Outreach Program Count

Active as of March 31, 2018

Programs	CoC	Active Count	# Veterans
FLC - Maui Regions 1, 2, 3, 6 - Street Outreach (HPO)	BOS	93	8
FLC - Maui Regions 4, 5 - Street Outreach (HPO)	BOS	80	12
HOPE - Hawaii Regions 1, 8, 9, 10 - Street Outreach (HPO)	BOS	85	2
HOPE - Hawaii Regions 2, 3, 4, 5, 6, 7 - Street Outreach (HPO)	BOS	97	1
HOPE - PATH Street Outreach Program	BOS	37	1
KEO - Kauai All Regions - Street Outreach (HPO)	BOS	149	4
MHK - PATH Street Outreach Program	BOS	2	0
SARMY - Maui Homeless Outreach Program	BOS	31	2
ALEA - Street Outreach Program	Oahu	27	2
CARE - Care Hawaii AMHD Street Outreach Program	Oahu	8	1
CHOW - Oahu Region 1 - Street Outreach (HPO)	Oahu	28	2
CHOW - Oahu Region 6 - Street Outreach (HPO)	Oahu	1	0
HNP - Hale Na`au Pono AMHD Street Outreach Program	Oahu	2	0
IHS - AMHD Street Outreach Program	Oahu	2	1
IHS - Oahu Region 1 - Street Outreach (HPO)	Oahu	72	5
IHS - Oahu Region 2 - Street Outreach (HPO)	Oahu	179	15
IHS - Oahu Region 4 - Street Outreach (HPO)	Oahu	65	10
KPHC - Oahu Region 1 - Street Outreach (HPO)	Oahu	214	4
KPHC - Oahu Region 2 - Street Outreach (HPO)	Oahu	7	0
KPHC - Oahu Region 6 - Street Outreach (HPO)	Oahu	2	1
KPHC - PATH Street Outreach Program	Oahu	88	8
KWO - Oahu Region 7 - Street Outreach (HPO)	Oahu	87	0
LASH - SSVF Legal Services Program	Oahu	1	1
MHK - Oahu Activity Center Homeless Outreach Program	Oahu	6	2
NALO - Waimanalo Health Center Street Outreach	Oahu	23	0
USVETS - BP Oahu Region 3 - Street Outreach (HPO)	Oahu	62	12
USVETS - BP Oahu Region 5 - Street Outreach (HPO)	Oahu	74	7
WCCHC - Homeless Outreach Program	Oahu	318	11
TOTAL BY CONTINUUM (may be duplicated)	Oahu	1,266	82
TOTAL BY CONTINUUM (may be duplicated)	BOS	574	30
TOTAL STATEWIDE (may be duplicated)		1,840	112

Outreach Program Summary	Oahu	BOS	State
July 31, 2017	1,672	489	2,161
August 31, 2017	1,529	534	2,063
September 30, 2017	1,377	513	1,890
October 31, 2017	1,416	556	1,972
November 30, 2017	1,365	535	1,900
December 31, 2017	1,176	536	1,712
January 31, 2018	1,086	522	1,608
February 28, 2018	1,151	581	1,732
March 31, 2018	1,266	574	1,840

**Consent to Share Data - VI SPDAT Assessments
March 2018**

HMIS ORGANIZATION - HI 500	No	Yes	Grand Total	% Consent
Catholic Charities Hawaii	0	4	4	100%
Family Life Center	0	7	7	100%
Hawaii Island Home for Recovery	0	1	1	100%
HOPE Services Hawaii, Inc.	0	44	44	100%
Ka Hale A Ke Ola, Inc	0	42	42	100%
Kauai Economic Opportunity	0	3	3	100%
Women In Need	0	1	1	100%
	0	102	102	100%

**Consent to Share Data - VI SPDAT Assessments
March 2018**

HMIS ORGANIZATION - HI 501	No	Yes	Grand Total	% Consent
ALEA Bridge	1	3	4	75%
Alternative Structures International	0	4	4	100%
CARE Hawaii	0	3	3	100%
Catholic Charities Hawaii	1	9	10	90%
CHOW Project	0	3	3	100%
Department of Veterans Affairs	0	19	19	100%
Family Promise of Hawaii	1	6	7	86%
Institute for Human Services	5	65	70	93%
Kalihi Palama Health Center	1	18	19	95%
Kealahou West Oahu	2	53	55	96%
Mental Health Kokua	0	1	1	100%
North Shore Mental Health	1	2	3	67%
Queens's Medical Center	1	3	4	75%
Residential Youth Services & Empowerment	0	6	6	100%
Salvation Army FSO	1	9	10	90%
Shelter of Wisdom	0	4	4	100%
USVETS	3	62	65	95%
Waianae Coast Comprehensive Health Center	0	19	19	100%
Waikiki Health	0	13	13	100%
Waimanalo Health Center	0	5	5	100%
Women In Need	0	4	4	100%
	17	311	328	95%

Summary	Nov-17	Dec-17	Jan-18	Feb-18	Mar-18
% Consent - HI 500	77%	85%	90%	86%	100%
% Consent - HI 501	87%	80%	83%	89%	95%
State Summary	84%	82%	83%	88%	96%

Consent to Share Data - Statewide BNL Reports as of 4/03/18

Statewide Consent Summary by CES Program

CES Program	No	Yes	TOTAL	% Shared
Oahu Family	491	515	1006	51%
Oahu Singles	2034	2869	4903	59%
Hawaii Family	5	70	75	93%
Hawaii Singles	17	164	181	91%
Kauai Family	12	38	50	76%
Kauai Singles	20	95	115	83%
Maui Family	15	121	136	89%
Maui Singles	54	244	298	82%
TOTAL	2648	4116	6764	61%

Oahu	57%
Hawaii	91%
Kauai	81%
Maui	84%

Oahu Consent Summary by Priority Group

Family CES				
	No	Yes	TOTAL	% Shared
PSH P1	21	17	38	45%
PSH P2	15	31	46	67%
PSH P3	15	49	64	77%
PSH P4	39	84	123	68%
PSH P5	8	37	45	82%
RRH P1	47	41	88	47%
RRH P2	55	61	116	53%
RRH P3	114	151	265	57%
TH P3	57	19	76	25%
TH P4	18	3	21	14%
TH P5	1	0	1	0%
TH P6	101	22	123	18%
TOTAL	491	515	1006	51%

Singles CES				
	No	Yes	TOTAL	% Shared
PSH P1	40	359	399	90%
PSH P2	561	416	977	43%
PSH P3	111	262	373	70%
PSH P4	240	348	588	59%
PSH P5	16	94	110	85%
RRH P1	284	334	618	54%
RRH P2	259	353	612	58%
RRH P3	163	315	478	66%
TH P3	135	166	301	55%
TH P4	93	109	202	54%
TH P5	132	113	245	46%
TH P6	0	0	0	
TOTAL	2034	2869	4903	59%

Hawaii Consent Summary by Priority Group

Family CES				
	No	Yes	TOTAL	% Shared
PSH P1	0	0	0	#DIV/0!
PSH P2	0	1	1	100%
PSH P3	0	0	0	
RRH P1	1	3	4	75%
RRH P2	0	16	16	100%
RRH P3	1	21	22	95%
TH P3	3	25	28	89%
TH P4	0	1	1	100%
TH P5	0	0	0	
TH P6	0	3	3	100%
TOTAL	5	70	75	93%

Singles CES				
	No	Yes	TOTAL	% Shared
PSH P1	1	20	21	95%
PSH P2	3	23	26	88%
PSH P3	2	14	16	88%
RRH P1	1	15	16	94%
RRH P2	3	29	32	91%
RRH P3	4	18	22	82%
TH P3	1	43	44	98%
TH P4	0	0	0	
TH P5	0	0	0	
TH P6	2	2	4	50%
TOTAL	17	164	181	91%

Kauai Consent Summary by Priority Group

Family CES				
	No	Yes	TOTAL	% Shared
PSH P1	0	1	1	100%
PSH P2	0	2	2	100%
PSH P3	0	0	0	
RRH P1	4	2	6	33%
RRH P2	3	5	8	63%
RRH P3	3	17	20	85%
TH P3	1	8	9	89%
TH P4	0	1	1	100%
TH P5	0	0	0	
TH P6	1	2	3	67%
TOTAL	12	38	50	76%

Singles CES				
	No	Yes	TOTAL	% Shared
PSH P1	1	2	3	67%
PSH P2	0	7	7	100%
PSH P3	1	7	8	88%
RRH P1	4	17	21	81%
RRH P2	1	11	12	92%
RRH P3	4	14	18	78%
TH P3	6	27	33	82%
TH P4	1	3	4	75%
TH P5	0	0	0	
TH P6	2	7	9	78%
TOTAL	20	95	115	83%

Consent to Share Data - Statewide BNL Reports as of 4/03/18

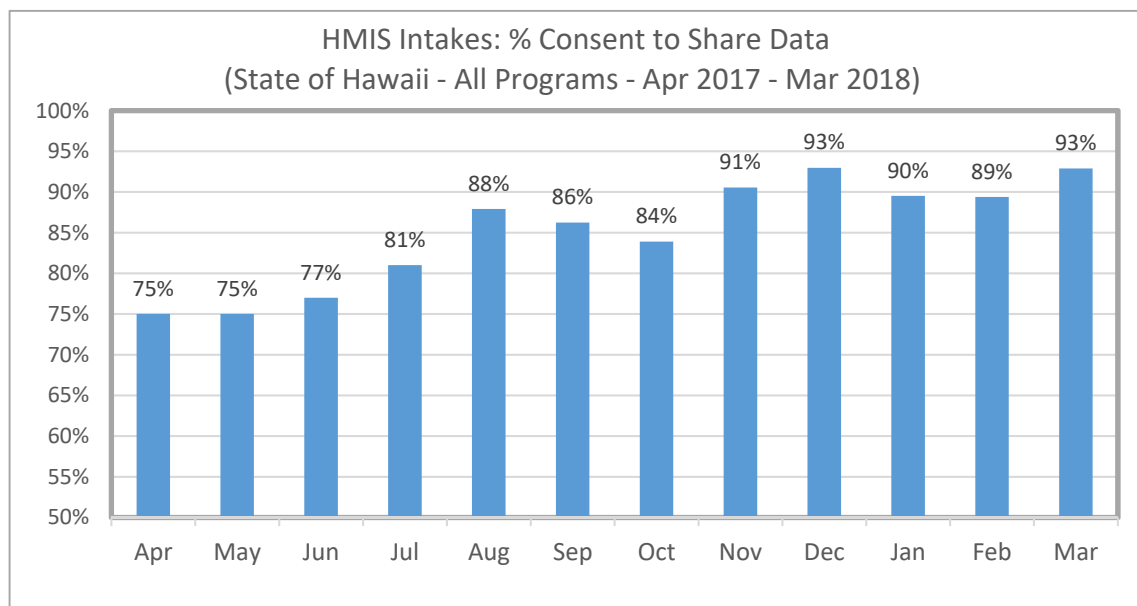
Maui Consent Summary by Priority Group

Family CES				
	No	Yes	TOTAL	% Shared
PSH P1	0	0	0	
PSH P2	0	1	1	100%
PSH P3	0	0	0	
RRH P1	2	7	9	78%
RRH P2	3	23	26	88%
RRH P3	5	54	59	92%
TH P3	4	27	31	87%
TH P4	1	1	2	50%
TH P5	0	0	0	
TH P6	0	8	8	100%
TOTAL	15	121	136	89%

Singles CES				
	No	Yes	TOTAL	% Shared
PSH P1	3	12	15	80%
PSH P2	7	15	22	68%
PSH P3	3	21	24	88%
RRH P1	4	26	30	87%
RRH P2	7	43	50	86%
RRH P3	4	41	45	91%
TH P3	18	53	71	75%
TH P4	3	12	15	80%
TH P5	0	1	1	100%
TH P6	5	20	25	80%
TOTAL	54	244	298	82%

**Consent to Share Data by Program Type
Adult Intakes During March 2018**

Program Types	No	Yes	Grand Total	% Consent
Emergency Shelter (ES)	14	351	365	96%
Homeless Outreach	46	259	305	85%
Homeless Prevention	0	36	36	100%
Permanent Supportive Housing (PSH)	0	20	20	100%
Rapid Re-Housing (RRH)	2	102	104	98%
Services Only program	0	29	29	100%
Transitional Housing (TH)	5	77	82	94%
Grand Total	67	874	941	93%



**Consent to Share Data by Organization and Program
Adult Intakes During March 2018**

Organization/Program	No	Yes	Grand Total	% Consent
ALEA - Street Outreach Program	1	8	9	89%
Alternative Structures International	2	15	17	88%
ASI - Ohana Ola O Kahumana	2	4	6	67%
ASI - Ulu Ke Kukui (Villages of Maili)		11	11	100%
CARE Hawaii		2	2	100%
CARE - Care Hawaii AMHD Services Only Program		1	1	100%
CARE - Care Hawaii AMHD Street Outreach Program		1	1	100%
Catholic Charities Hawaii	7	69	76	91%
CCH - HPO NI Housing First (Kauai)		2	2	100%
CCH - HPO RRH Homeless Prevention (Kauai)		1	1	100%
CCH - HPP Homeless Prevention		2	2	100%
CCH - HPP Rapid Re-housing	2	22	24	92%
CCH - Kakaako Family Assessment Center	5	8	13	62%
CCH - Ma'ili Land Transitional Housing		4	4	100%

**Consent to Share Data by Organization and Program
Adult Intakes During March 2018**

Organization/Program	No	Yes	Grand Total	% Consent
CCH - SHEG NI Homelessness Prevention		6	6	100%
CCH - SHEG NI Rapid Rehousing		7	7	100%
CCH - SHEG Oahu Homelessness Prevention		6	6	100%
CCH - SHEG Oahu Rapid Re-Housing		3	3	100%
CCH - SSVF Priority 1 Rapid Rehousing		8	8	100%
CHOW - Oahu Region 1 - Street Outreach (HPO)		3	3	100%
Family Life Center		85	85	100%
FLC - ESG Kauai Rapid Re-housing		1	1	100%
FLC - ESG Maui Rapid Re-housing		3	3	100%
FLC - Ho'olanani		3	3	100%
FLC - HPO NI Housing First		6	6	100%
FLC - HPO RRH Rapid Re-Housing		1	1	100%
FLC - HPP Kauai Homelessness Prevention		2	2	100%
FLC - HPP Maui Homelessness Prevention		3	3	100%
FLC - HPP Maui Rapid Re-housing		3	3	100%
FLC - Maui Regions 1, 2, 3, 6 - Street Outreach (HPO)		35	35	100%
FLC - Maui Regions 4, 5 - Street Outreach (HPO)		28	28	100%
Family Promise of Hawaii		10	10	100%
FPH - Honolulu Family Center		5	5	100%
FPH - Windward Family Center		5	5	100%
HKIPA - Aaaa Women's Shelter TLP		1	1	100%
HAP - Na Kahua Hale O Ulu Wini		2	2	100%
HNO - Weinberg Village Waimanalo		4	4	100%
Honolulu Community Action Program		8	8	100%
HCAP - HPO RRH Rapid Re-Housing		3	3	100%
HCAP - Kumuhonua		5	5	100%
HOPE Services Hawaii, Inc.		80	80	100%
HOPE - East Hawaii Emergency Mens Program ES		21	21	100%
HOPE - ESG Rapid Re-housing		1	1	100%
HOPE - Hawaii Regions 1, 8, 9, 10 - Street Outreach (HPO)		4	4	100%
HOPE - Hawaii Regions 2, 3, 4, 5, 6, 7 - Street Outreach (HPO)		14	14	100%
HOPE - HPO NI Housing First		3	3	100%
HOPE - HPO RRH Homeless Prevention		2	2	100%
HOPE - HPO RRH Rapid Re-Housing		3	3	100%
HOPE - HPP Rapid Re-housing		7	7	100%
HOPE - Kiheipua		8	8	100%
HOPE - Kukui S+C Program		2	2	100%
HOPE - New Start		2	2	100%
HOPE - PATH Street Outreach Program		3	3	100%
HOPE - West Hawaii Emergency Housing Program		10	10	100%
Housing Solutions, Inc.		9	9	100%
Institute for Human Services	19	198	217	91%
IHS - AMHD Street Outreach Program		2	2	100%
IHS - Behavioral Health ES	2	5	7	71%
IHS - ESG Rapid Re-housing		5	5	100%

**Consent to Share Data by Organization and Program
Adult Intakes During March 2018**

Organization/Program	No	Yes	Grand Total	% Consent
IHS - Hale Mauliola Program (Sand Island)		12	12	100%
IHS - HPO RRH Rapid Re-Housing		5	5	100%
IHS - Kaa`ahi Families ES	1	16	17	94%
IHS - Kaa`ahi Women's ES	1	18	19	95%
IHS - Oahu Region 1 - Street Outreach (HPO)	2	13	15	87%
IHS - Oahu Region 2 - Street Outreach (HPO)	3	33	36	92%
IHS - Oahu Region 4 - Street Outreach (HPO)	6	11	17	65%
IHS - Sumner Men's ES	3	71	74	96%
IHS - TBH Medical Respite (ES)	1	7	8	88%
Ka Hale A Ke Ola, Inc		59	59	100%
KHAKO - Central Emergency Shelter		32	32	100%
KHAKO - Central Transitional Housing		1	1	100%
KHAKO - Westside ES		24	24	100%
KHAKO - Westside TH		2	2	100%
Kalihi Palama Health Center	2	18	20	90%
KPHC - Oahu Region 1 - Street Outreach (HPO)	2	5	7	71%
KPHC - PATH Street Outreach Program		13	13	100%
Kauai Economic Opportunity		26	26	100%
KEO - Kauai All Regions - Street Outreach (HPO)		3	3	100%
KEO - Lawehana Transitional Housing Program		2	2	100%
KEO - Lihue Court Transitional Housing		1	1	100%
KEO - Mana'olana Emergency		19	19	100%
KEO - Mana'olana Transitional Housing		1	1	100%
Kealahou West Oahu	2	11	13	85%
KWO - Oahu Region 7 - Street Outreach (HPO)	2	9	11	82%
KWO - Onelau`ena Emergency Shelter		2	2	100%
Legal Aid Society of Hawaii		29	29	100%
LASH - HPO Legal Services Program		28	28	100%
LASH - SSVF Legal Services Program		1	1	100%
MHK - PATH Street Outreach Program		2	2	100%
Salvation Army FSO		10	10	100%
SARMY - FSO HPO RRH Homeless Prevention		6	6	100%
SARMY - FSO HPO RRH Rapid Re-Housing		2	2	100%
SARMY - FSO Pathway of Hope Transitional Housing		2	2	100%
SARMY - Ka Ohu Hou O Manoa FTS	3	4	7	57%
SARMY - Maui Homeless Outreach Program	7		7	0%
Shelter of Wisdom		11	11	100%
SOW - Great Joy 1		2	2	100%
SOW - Great Joy 3		2	2	100%
SOW - Hearts of Joy 1		1	1	100%
SOW - Hearts of Joy 2		4	4	100%
SOW - Streams of Joy 2		2	2	100%
SHDC - Eha S+C		1	1	100%
USVETS	1	146	147	99%
USVETS - BP Ewa HOPTel		3	3	100%

**Consent to Share Data by Organization and Program
Adult Intakes During March 2018**

Organization/Program	No	Yes	Grand Total	% Consent
USVETS - BP GPD Bridge Housing		11	11	100%
USVETS - BP GPD Clinical Treatment		3	3	100%
USVETS - BP GPD Low Demand		5	5	100%
USVETS - BP Hilo HOPTTEL Program		2	2	100%
USVETS - BP HPO Housing First PSH		4	4	100%
USVETS - BP Kauai HOPTTEL Program		1	1	100%
USVETS - BP Oahu Region 3 - Street Outreach (HPO)		22	22	100%
USVETS - BP Oahu Region 5 - Street Outreach (HPO)		16	16	100%
USVETS - BP Pearl City HOPTTEL		3	3	100%
USVETS - BP Pearl City Seniors HOPTTEL		4	4	100%
USVETS - BP PH2 CHAMPS VET FAMILIES		1	1	100%
USVETS - BP Respite Beds Barbers Point		4	4	100%
USVETS - SSVF Priority 1 Homeless Prevention		7	7	100%
USVETS - SSVF Priority 1 Rapid Re-housing		22	22	100%
USVETS - WCC Emergency Shelter	1	28	29	97%
USVETS - WCC ESG Rapid Re-Housing 2017		1	1	100%
USVETS - WCC HOPTTEL		4	4	100%
USVETS - WCC Housing First Increment II (CoC)		1	1	100%
USVETS - WCC HPO RRH Homeless Prevention		1	1	100%
USVETS - WCC HPO RRH Rapid Re-Housing		3	3	100%
WCCHC - Homeless Outreach Program	23	32	55	58%
WH - Next Step Emergency Shelter		25	25	100%
NALO - Waimanalo Health Center Street Outreach		1	1	100%
Women In Need		5	5	100%
WIN - Bridge To Success Halawa TH (formerly Waianae)		4	4	100%
WIN - Bridge To Success Kauai TH		1	1	100%
Grand Total	67	874	941	93%

**Consent to Share Data by Program Type
Active Adults During March 2018**

Program Types	No	Yes	Grand Total	% Consent
Emergency Shelter (ES)	69	1,426	1,495	95%
Homeless Outreach	395	1,400	1,795	78%
Homeless Prevention	87	663	750	88%
Permanent Supportive Housing (PSH)	528	794	1,322	60%
Rapid Re-Housing (RRH)	105	1,223	1,328	92%
Services Only program	9	192	201	96%
Transitional Housing (TH)	62	843	905	93%
Grand Total	1,255	6,541	7,796	84%

**Consent to Share Data by Organization and Program
Active Adults During March 2018**

Organization/Program	No	Yes	Grand Total	% Consent
ALEA - Street Outreach Program	1	29	30	97%
Alternative Structures International	26	295	321	92%
ASI - HPO RRH Rapid Re-Housing	6	63	69	91%
ASI - Leeward CoC PSH		12	12	100%
ASI - Ohana Ola O Kahumana	8	95	103	92%
ASI - Ulu Ke Kukui (Villages of Maili)	12	125	137	91%
CARE Hawaii		15	15	100%
CARE - Care Hawaii AMHD Services Only Program		2	2	100%
CARE - Care Hawaii AMHD Street Outreach Program		13	13	100%
Catholic Charities Hawaii	72	605	677	89%
CCH - ESG Rapid Re-housing		3	3	100%
CCH - HPO NI Housing First (Kauai)		8	8	100%
CCH - HPO RRH Homeless Prevention (Kauai)		2	2	100%
CCH - HPO RRH Rapid Re-Housing (Kauai)	1	12	13	92%
CCH - HPP Homeless Prevention		2	2	100%
CCH - HPP Rapid Re-housing	53	305	358	85%
CCH - Kakaako Family Assessment Center	6	21	27	78%
CCH - Ma'ili Land Transitional Housing		25	25	100%
CCH - SHEG NI Homelessness Prevention	1	71	72	99%
CCH - SHEG NI Rapid Rehousing		22	22	100%
CCH - SHEG Oahu Homelessness Prevention	7	58	65	89%
CCH - SHEG Oahu Rapid Re-Housing		14	14	100%
CCH - SSVF Priority 1 Homeless Prevention	1	21	22	95%
CCH - SSVF Priority 1 Rapid Rehousing	3	41	44	93%
CHOW Project	1	28	29	97%
CHOW - Oahu Region 1 - Street Outreach (HPO)	1	26	27	96%
CHOW - Oahu Region 2 - Street Outreach (HPO)		1	1	100%
CHOW - Oahu Region 6 - Street Outreach (HPO)		1	1	100%
Family Life Center	6	566	572	99%
FLC - ESG Kauai Rapid Re-housing	1	18	19	95%

**Consent to Share Data by Organization and Program
Active Adults During March 2018**

Organization/Program	No	Yes	Grand Total	% Consent
FLC - ESG Maui Rapid Re-housing		43	43	100%
FLC - Ho'olanani		10	10	100%
FLC - HPO NI Housing First		27	27	100%
FLC - HPO RRH Rapid Re-Housing		41	41	100%
FLC - HPP Kauai Homelessness Prevention		29	29	100%
FLC - HPP Kauai Rapid Re-housing		9	9	100%
FLC - HPP Maui Homelessness Prevention	4	77	81	95%
FLC - HPP Maui Rapid Re-housing	1	54	55	98%
FLC - Maui Regions 1, 2, 3, 6 - Street Outreach (HPO)		105	105	100%
FLC - Maui Regions 4, 5 - Street Outreach (HPO)		90	90	100%
FLC - S+C 1		2	2	100%
FLC - S+C 2		20	20	100%
FLC - S+C 3		7	7	100%
FLC - S+C 6 (Eha split)		25	25	100%
FLC - S+C 7		6	6	100%
FLC - S+C 8		3	3	100%
Family Promise of Hawaii	1	18	19	95%
FPH - Honolulu Family Center		11	11	100%
FPH - Windward Family Center	1	7	8	88%
Gregory House Programs	68	60	128	47%
GHP - Community Residential Program TH	4	9	13	69%
GHP - ESG Rapid Re-Housing		2	2	100%
GHP - HOPWA Formula - PSH TBRA	20	8	28	29%
GHP - HOPWA Gregory House (Competitive TH)	5	5	10	50%
GHP - HOPWA SPNS - Competitive PSH TBRA	25	9	34	26%
GHP - SPC - CoC Program PSH TBRA	14	27	41	66%
Hale Kipa	1	6	7	86%
HKIPA - Aapa Women's Shelter TLP	1	3	4	75%
HKIPA - Maka'aloa Men's TLP		3	3	100%
HNP - Hale Na'au Pono AMHD Street Outreach Program		2	2	100%
HAP - Na Kahua Hale O Ulu Wini		20	20	100%
Hawaii Island Home for Recovery	7	25	32	78%
HIHR - New PSH (CoC FY2014 Funded)		3	3	100%
HIHR - Permanent Supportive Housing	6	9	15	60%
HIHR - PSH 3		3	3	100%
HIHR - Transitional Housing	1	10	11	91%
HNO - Weinberg Village Waimanalo	1	42	43	98%
Honolulu Community Action Program	6	87	93	94%
HCAP - HPO RRH Rapid Re-Housing		18	18	100%
HCAP - Kumuhonua	6	69	75	92%
HKO - Lahilahi		7	7	100%
HOPE Services Hawaii, Inc.	11	651	662	98%
HOPE - Continuum of Care II PSH	1	17	18	94%

Consent to Share Data by Organization and Program
Active Adults During March 2018

Organization/Program	No	Yes	Grand Total	% Consent
HOPE - East Hawaii Emergency Mens Program ES		51	51	100%
HOPE - ESG Homelessness Prevention	1	10	11	91%
HOPE - ESG Rapid Re-housing	1	36	37	97%
HOPE - Hawaii Regions 1, 8, 9, 10 - Street Outreach (HP	1	55	56	98%
HOPE - Hawaii Regions 2, 3, 4, 5, 6, 7 - Street Outreach	1	87	88	99%
HOPE - HPO NI Housing First	3	68	71	96%
HOPE - HPO RRH Homeless Prevention		4	4	100%
HOPE - HPO RRH Rapid Re-Housing		84	84	100%
HOPE - HPP Homelessness Prevention		23	23	100%
HOPE - HPP Rapid Re-housing		61	61	100%
HOPE - Kiheipua	1	30	31	97%
HOPE - Kukui S+C Program	2	27	29	93%
HOPE - Kuleana House		3	3	100%
HOPE - New Start		18	18	100%
HOPE - PATH Street Outreach Program		36	36	100%
HOPE - West Hawaii Emergency Housing Program		36	36	100%
HOPE - Wilder House		5	5	100%
Housing Solutions, Inc.	2	97	99	98%
HSI - Kulaokahua Apts (TH for the Elderly)		30	30	100%
HSI - Na Kolea Rooming House (TH for Working Singles)	2	67	69	97%
Institute for Human Services	270	1414	1684	84%
IHS - AMHD Street Outreach Program		3	3	100%
IHS - Behavioral Health ES	4	14	18	78%
IHS - City FY15 Housing First PSH	24	112	136	82%
IHS - ESG Homelessness Prevention	15	53	68	78%
IHS - ESG Rapid Re-housing	7	43	50	86%
IHS - Hale Mauiola Program (Sand Island)	1	85	86	99%
IHS - HOMES Clean & Sober	2	26	28	93%
IHS - HPO RRH Homeless Prevention	1	49	50	98%
IHS - HPO RRH Rapid Re-Housing	4	36	40	90%
IHS - HPP Homelessness Prevention	37	159	196	81%
IHS - HPP Rapid Re-housing	4	97	101	96%
IHS - Kaa`ahi Families ES	3	55	58	95%
IHS - Kaa`ahi Women's ES	3	87	90	97%
IHS - New PSH 2013 (CoC Funded)	15	17	32	53%
IHS - New Youth Rapid Re-Housing 2016 (NYRRH 2016)	2	8	10	80%
IHS - Oahu Region 1 - Street Outreach (HPO)	13	62	75	83%
IHS - Oahu Region 2 - Street Outreach (HPO)	18	177	195	91%
IHS - Oahu Region 4 - Street Outreach (HPO)	11	60	71	85%
IHS - RRH Bridge Funding (AUW FY2017)		1	1	100%
IHS - SPC Home At Last 2010	68	13	81	16%
IHS - SPC Home Sweet Home	6	12	18	67%
IHS - SPC Home Sweet Home II	3	6	9	67%

**Consent to Share Data by Organization and Program
Active Adults During March 2018**

Organization/Program	No	Yes	Grand Total	% Consent
IHS - SPC No Place Like Home	10	5	15	33%
IHS - Sumner Men's ES	17	213	230	93%
IHS - TBH Medical Respite (ES)	2	21	23	91%
Ka Hale A Ke Ola, Inc	5	275	280	98%
KHAKEO - Central Emergency Shelter	3	148	151	98%
KHAKEO - Central Transitional Housing		11	11	100%
KHAKEO - Westside ES	2	95	97	98%
KHAKEO - Westside TH		21	21	100%
Kalihi Palama Health Center	314	218	532	41%
KPHC - ESG Homelessness Prevention		15	15	100%
KPHC - ESG Rapid Re-housing	2	13	15	87%
KPHC - New Beginnings S+C Program	125	46	171	27%
KPHC - Oahu Region 1 - Street Outreach (HPO)	143	76	219	35%
KPHC - Oahu Region 2 - Street Outreach (HPO)	4	3	7	43%
KPHC - Oahu Region 6 - Street Outreach (HPO)	1	1	2	50%
KPHC - PATH Street Outreach Program	39	64	103	62%
Kauai Economic Opportunity	36	237	273	87%
KEO - ESG Homelessness Prevention	16	23	39	59%
KEO - ESG Rapid Re-housing	13	14	27	52%
KEO - Kauai All Regions - Street Outreach (HPO)	2	109	111	98%
KEO - Kome Transitional Housing Program		2	2	100%
KEO - Komohana Group Home TH	1	2	3	67%
KEO - Lawehana Transitional Housing Program		2	2	100%
KEO - Lihue Court Transitional Housing		8	8	100%
KEO - Mana'olana Emergency	1	64	65	98%
KEO - Mana'olana Transitional Housing		12	12	100%
KEO - Pa`a Hana PSH	3	1	4	25%
Kealahou West Oahu	17	185	202	92%
KWO - Oahu Region 7 - Street Outreach (HPO)	2	35	37	95%
KWO - Onelau`ena Emergency Shelter	7	92	99	93%
KWO - Onemalu Transitional Housing	8	58	66	88%
Legal Aid Society of Hawaii	9	191	200	96%
LASH - HPO Legal Services Program	9	190	199	95%
LASH - SSVF Legal Services Program		1	1	100%
Maui AIDS Foundation	19		19	0%
MAF - HOPWA Formula - PSH TBRA	18		18	0%
MAF - HOPWA Formula STRMU	1		1	0%
MYFS - BCP Homeless Prevention Program	2		2	0%
Mental Health Kokua	4	29	33	88%
MHK - Oahu Activity Center Homeless Outreach Program		6	6	100%
MHK - PATH Street Outreach Program		2	2	100%
MHK - Safe Haven Permanent Supportive Housing	4	21	25	84%
Salvation Army FSO	2	34	36	94%

**Consent to Share Data by Organization and Program
Active Adults During March 2018**

Organization/Program	No	Yes	Grand Total	% Consent
SARMY - FSO HPO RRH Homeless Prevention		13	13	100%
SARMY - FSO HPO RRH Rapid Re-Housing	2	13	15	87%
SARMY - FSO Pathway of Hope Transitional Housing		8	8	100%
SARMY - Ka Ohu Hou O Manoa FTS	6	11	17	65%
SARMY - Maui Homeless Outreach Program	26	5	31	16%
SARMY - Big Island RHY TLP	1		1	0%
Shelter of Wisdom	9	62	71	87%
SOW - Great Joy 1	1	9	10	90%
SOW - Great Joy 2	1	9	10	90%
SOW - Great Joy 3	1	10	11	91%
SOW - Great Joy 4	1	5	6	83%
SOW - Hearts of Joy 1		3	3	100%
SOW - Hearts of Joy 2	1	14	15	93%
SOW - Streams of Joy 1	2	4	6	67%
SOW - Streams of Joy 2	2	8	10	80%
Steadfast Housing Development Corporation	136	108	244	44%
SHDC - Ahukini CoC Funded (Oahu)		4	4	100%
SHDC - Eha S+C	15	14	29	48%
SHDC - Eono S+C	2	4	6	67%
SHDC - Hale Ulu Pono TH		5	5	100%
SHDC - Kaahale CoC Funded (Kauai)	2	3	5	60%
SHDC - Kalaeloa (Headway House) CoC Funded (Oahu)	15	19	34	56%
SHDC - Kaukama CoC Funded PSH (Oahu)	1	3	4	75%
SHDC - Kaulana CoC Funded (Maui)	2	3	5	60%
SHDC - Komo Mai CoC Funded PSH (Oahu)	2	2	4	50%
SHDC - Kulalani CoC Funded (Maui)	5	1	6	17%
SHDC - Oahu Shelter Plus Care Program	92	50	142	35%
USVETS	60	808	868	93%
USVETS - BP Ewa HOPTel		5	5	100%
USVETS - BP GPD Bridge Housing		31	31	100%
USVETS - BP GPD Clinical Treatment		42	42	100%
USVETS - BP GPD Low Demand	1	41	42	98%
USVETS - BP Hilo HOPTel Program		7	7	100%
USVETS - BP HPO Housing First PSH	19	62	81	77%
USVETS - BP Kauai HOPTel Program		6	6	100%
USVETS - BP Leeward PSH		5	5	100%
USVETS - BP Oahu Region 3 - Street Outreach (HPO)	2	68	70	97%
USVETS - BP Oahu Region 5 - Street Outreach (HPO)	1	87	88	99%
USVETS - BP Pearl City HOPTel		7	7	100%
USVETS - BP Pearl City Seniors HOPTel		7	7	100%
USVETS - BP Permanent Supportive Housing CoC	5	6	11	55%
USVETS - BP PH2 CHAMPS VET FAMILIES	10	11	21	52%
USVETS - BP Respite Beds Barbers Point		11	11	100%

**Consent to Share Data by Organization and Program
Active Adults During March 2018**

Organization/Program	No	Yes	Grand Total	% Consent
USVETS - SSVF Priority 1 Homeless Prevention	1	35	36	97%
USVETS - SSVF Priority 1 Rapid Re-housing		77	77	100%
USVETS - WCC Emergency Shelter	6	127	133	95%
USVETS - WCC ESG Homelessness Prevention		18	18	100%
USVETS - WCC ESG Rapid Re-housing	2	23	25	92%
USVETS - WCC ESG Rapid Re-Housing 2017	1	5	6	83%
USVETS - WCC HOPTTEL	1	6	7	86%
USVETS - WCC Housing First Increment II (CoC)	11	97	108	90%
USVETS - WCC HPO RRH Homeless Prevention		1	1	100%
USVETS - WCC HPO RRH Rapid Re-Housing		23	23	100%
WCCHC - Homeless Outreach Program	129	179	308	58%
WH - Next Step Emergency Shelter	2	148	150	99%
NALO - Waimanalo Health Center Street Outreach		17	17	100%
Women In Need	5	67	72	93%
WIN - Bridge To Success Halawa TH (formerly Waianae)	1	32	33	97%
WIN - Bridge To Success Kauai TH	2	14	16	88%
WIN - Family House Aiea TH	2	21	23	91%
Grand Total	1255	6541	7796	84%

**Length of Stay by Program Type - Statewide
Exits During March 2018**

Program Type	# Exits in March	Average Days to Exit
Emergency Shelter (ES)	342	94
Homeless Outreach	194	65
Homeless Prevention	80	227
Permanent Supportive Housing (PSH)	21	1363
Rapid Re-Housing (RRH)	157	227
Services Only program	6	151
Transitional Housing (TH)	127	256
Grand Total	927	173

**Length of Stay by County and Program Type
Exits During March 2018**

County/Program Type	# Exits in March	Average Days to Exit
Hawaii	132	109
Emergency Shelter (ES)	45	51
Homeless Outreach	49	74
Permanent Supportive Housing (PSH)	6	486
Rapid Re-Housing (RRH)	25	207
Transitional Housing (TH)	7	50
Kauai	14	99
Emergency Shelter (ES)	12	98
Permanent Supportive Housing (PSH)	1	112
Transitional Housing (TH)	1	98
Maui	213	140
Emergency Shelter (ES)	73	85
Homeless Outreach	57	30
Homeless Prevention	12	268
Permanent Supportive Housing (PSH)	3	1011
Rapid Re-Housing (RRH)	47	231
Transitional Housing (TH)	21	225
Oahu	568	203
Emergency Shelter (ES)	212	106
Homeless Outreach	88	82
Homeless Prevention	68	219
Permanent Supportive Housing (PSH)	11	2051
Rapid Re-Housing (RRH)	85	231
Services Only program	6	151
Transitional Housing (TH)	98	279
Grand Total	927	173

**Length of Stay by Organization and Program
Exits During March 2018**

Organization/Program	# Exits in March	Average Days to Exit
ALEA Bridge	9	33
ALEA - Street Outreach Program	9	33
Alternative Structures International	39	284
ASI - Ohana Ola O Kahumana	11	429
ASI - Ulu Ke Kukui (Villages of Maili)	28	227
Catholic Charities Hawaii	133	263
CCH - HPO NI Housing First (Kauai)	1	112
CCH - HPP Rapid Re-housing	65	259
CCH - Kakaako Family Assessment Center	6	84
CCH - Ma'ili Land Transitional Housing	9	521
CCH - SHEG NI Rapid Rehousing	4	206
CCH - SHEG Oahu Homelessness Prevention	38	291
CCH - SSVF Priority 1 Homeless Prevention	9	97
CCH - SSVF Priority 1 Rapid Rehousing	1	124
Family Life Center	127	133
FLC - ESG Maui Rapid Re-housing	14	202
FLC - Ho'olanani	11	109
FLC - HPO NI Housing First	1	165
FLC - HPO RRH Rapid Re-Housing	7	184
FLC - HPP Maui Homelessness Prevention	12	268
FLC - HPP Maui Rapid Re-housing	25	262
FLC - Maui Regions 1, 2, 3, 6 - Street Outreach (HPO)	28	48
FLC - Maui Regions 4, 5 - Street Outreach (HPO)	29	12
Family Promise of Hawaii	9	68
FPH - Honolulu Family Center	5	92
FPH - Windward Family Center	4	38
Hawaii Island Home for Recovery	1	582
HIHR - Permanent Supportive Housing	1	582
Holomua Na Ohana	3	153
HNO - Weinberg Village Waimanalo	3	153
Honolulu Community Action Program	4	376
HCAP - HPO RRH Rapid Re-Housing	2	185
HCAP - Kumuhonua	2	568
HOPE Services Hawaii, Inc.	124	100
HOPE - East Hawaii Emergency Mens Program ES	21	53
HOPE - ESG Rapid Re-housing	2	206
HOPE - Hawaii Regions 1, 8, 9, 10 - Street Outreach (HPO)	21	75
HOPE - Hawaii Regions 2, 3, 4, 5, 6, 7 - Street Outreach (HPO)	26	71
HOPE - HPO NI Housing First	3	269
HOPE - HPO RRH Rapid Re-Housing	9	112
HOPE - HPP Rapid Re-housing	10	293
HOPE - Kiheipua	10	64
HOPE - Kukui S+C Program	1	985
HOPE - Kuleana House	3	88
HOPE - PATH Street Outreach Program	2	111

**Length of Stay by Organization and Program
Exits During March 2018**

Organization/Program	# Exits in March	Average Days to Exit
HOPE - West Hawaii Emergency Housing Program	12	41
HOPE - Wilder House	4	21
Housing Solutions, Inc.	10	325
HSI - Kulaokahua Apts (TH for the Elderly)	2	752
HSI - Na Kolea Rooming House (TH for Working Singles)	8	219
Institute for Human Services	127	97
IHS - AMHD Street Outreach Program	1	14
IHS - Behavioral Health ES	8	49
IHS - City FY15 Housing First PSH	1	1176
IHS - ESG Homelessness Prevention	2	291
IHS - ESG Rapid Re-housing	3	218
IHS - Hale Mauiola Program (Sand Island)	16	86
IHS - HOMES Clean & Sober	1	130
IHS - HPP Homelessness Prevention	7	305
IHS - Kaa`ahi Families ES	36	65
IHS - Kaa`ahi Women's ES	23	63
IHS - New Youth Rapid Re-Housing 2016 (NYRRH 2016)	1	170
IHS - Oahu Region 2 - Street Outreach (HPO)	1	102
IHS - Oahu Region 4 - Street Outreach (HPO)	1	166
IHS - Sumner Men's ES	20	75
IHS - TBH Medical Respite (ES)	6	21
Ka Hale A Ke Ola, Inc	83	117
KHAKO - Central Emergency Shelter	40	85
KHAKO - Central Transitional Housing	13	236
KHAKO - Westside ES	22	74
KHAKO - Westside TH	8	206
Kalihi Palama Health Center	21	568
KPHC - New Beginnings S+C Program	4	2535
KPHC - Oahu Region 1 - Street Outreach (HPO)	8	134
KPHC - PATH Street Outreach Program	9	80
Kauai Economic Opportunity	12	101
KEO - Mana'olana Emergency	11	101
KEO - Mana'olana Transitional Housing	1	98
Kealahou West Oahu	13	371
KWO - Onelau`ena Emergency Shelter	13	371
Legal Aid Society of Hawaii	6	151
LASH - HPO Legal Services Program	6	151
Salvation Army FSO	11	25
SARMY - FSO HPO RRH Homeless Prevention	7	10
SARMY - FSO HPO RRH Rapid Re-Housing	4	50
Shelter of Wisdom	10	151
SOW - Great Joy 1	1	307
SOW - Great Joy 2	2	147
SOW - Great Joy 3	2	87
SOW - Great Joy 4	1	30

**Length of Stay by Organization and Program
Exits During March 2018**

Organization/Program	# Exits in March	Average Days to Exit
SOW - Hearts of Joy 1	1	204
SOW - Hearts of Joy 2	2	16
SOW - Streams of Joy 1	1	473
Steadfast Housing Development Corporation	10	1507
SHDC - Eha S+C	2	1434
SHDC - Eono S+C	1	539
SHDC - Hale Ulu Pono TH	1	423
SHDC - Kalaeloa (Headway House) CoC Funded (Oahu)	1	482
SHDC - Kaukama CoC Funded PSH (Oahu)	1	543
SHDC - Oahu Shelter Plus Care Program	4	2554
USVETS	142	109
USVETS - BP Ewa HOPTTEL	3	15
USVETS - BP GPD Bridge Housing	6	148
USVETS - BP GPD Clinical Treatment	9	142
USVETS - BP GPD Low Demand	12	175
USVETS - BP Hilo HOPTTEL Program	2	32
USVETS - BP Kauai HOPTTEL Program	1	67
USVETS - BP Oahu Region 3 - Street Outreach (HPO)	36	76
USVETS - BP Oahu Region 5 - Street Outreach (HPO)	16	88
USVETS - BP Pearl City HOPTTEL	3	74
USVETS - BP Pearl City Seniors HOPTTEL	2	88
USVETS - BP Respite Beds Barbers Point	5	125
USVETS - SSVF Priority 1 Homeless Prevention	5	35
USVETS - SSVF Priority 1 Rapid Re-housing	4	93
USVETS - SSVF Priority 2 Rapid Re-housing	1	204
USVETS - WCC Emergency Shelter	30	134
USVETS - WCC HOPTTEL	3	117
USVETS - WCC HPO RRH Rapid Re-Housing	4	189
Waianae Coast Comprehensive Health Center	7	105
WCCHC - Homeless Outreach Program	7	105
Waikiki Health	19	125
WH - Next Step Emergency Shelter	19	125
Women In Need	7	296
WIN - Bridge To Success Halawa TH (formerly Waianae)	3	119
WIN - Family House Aiea TH	4	429
Grand Total	927	173

Timeliness Report - March 2018 (Intakes)

Date Range: 3/1/2018 - 3/31/2018

Average Days Taken to Input Enrollments (clients enrolled during reporting period)			
Program Name	Program Type	Clients Enrolled	Avg Days to Input
Hawaii County VI SPDAT v2 Family	Coordinated Assessment	22	7.14
Hawaii County VI SPDAT v2 Individual	Coordinated Assessment	43	4.09
Kauai County VI SPDAT v2 Family	Coordinated Assessment	1	0.00
Kauai County VI SPDAT v2 Individual	Coordinated Assessment	7	1.14
Kauai County VI SPDAT v2 TAY	Coordinated Assessment	1	7.00
Maui County VI SPDAT v2 Family	Coordinated Assessment	63	1.73
Maui County VI SPDAT v2 Individual	Coordinated Assessment	37	1.03
Oahu County VI SPDAT v2 Family	Coordinated Assessment	391	1.86
Oahu County VI SPDAT v2 Individual	Coordinated Assessment	221	2.07
Oahu County VI SPDAT v2 TAY	Coordinated Assessment	6	0.00
CCH - Kakaako Family Assessment Center	Emergency Shelter (ES)	21	1.90
FLC - Ho'olanani	Emergency Shelter (ES)	4	0.50
FPH - Honolulu Family Center	Emergency Shelter (ES)	9	0.22
FPH - Windward Family Center	Emergency Shelter (ES)	10	0.40
HOPE - East Hawaii Emergency Mens Program ES	Emergency Shelter (ES)	20	0.05
HOPE - Kiheipua	Emergency Shelter (ES)	13	2.92
HOPE - West Hawaii Emergency Housing Program	Emergency Shelter (ES)	10	1.50
IHS - Behavioral Health ES	Emergency Shelter (ES)	7	1.14
IHS - Hale Mauiola Program (Sand Island)	Emergency Shelter (ES)	12	6.08
IHS - Kaa`ahi Families ES	Emergency Shelter (ES)	32	1.41
IHS - Kaa`ahi Women's ES	Emergency Shelter (ES)	19	0.05
IHS - Sumner Men's ES	Emergency Shelter (ES)	75	2.75
IHS - TBH Medical Respite (ES)	Emergency Shelter (ES)	8	0.38
KEO - Mana'olana Emergency	Emergency Shelter (ES)	20	0.05
KHAKO - Central Emergency Shelter	Emergency Shelter (ES)	55	0.22
KHAKO - Westside ES	Emergency Shelter (ES)	37	0.22
KWO - Onelau`ena Emergency Shelter	Emergency Shelter (ES)	6	0.00
SOW - Great Joy 1	Emergency Shelter (ES)	2	5.50
SOW - Great Joy 3	Emergency Shelter (ES)	2	1.00
SOW - Hearts of Joy 1	Emergency Shelter (ES)	1	0.00
SOW - Hearts of Joy 2	Emergency Shelter (ES)	4	7.75
SOW - Streams of Joy 2	Emergency Shelter (ES)	2	3.50
USVETS - BP Ewa HOPTEL	Emergency Shelter (ES)	3	0.33
USVETS - BP Hilo HOPTEL Program	Emergency Shelter (ES)	2	0.50
USVETS - BP Kauai HOPTEL Program	Emergency Shelter (ES)	1	0.00
USVETS - BP Pearl City HOPTEL	Emergency Shelter (ES)	3	0.67
USVETS - BP Pearl City Seniors HOPTEL	Emergency Shelter (ES)	4	0.25
USVETS - BP Respite Beds Barbers Point	Emergency Shelter (ES)	4	0.25
USVETS - WCC Emergency Shelter	Emergency Shelter (ES)	47	2.36
USVETS - WCC HOPTEL	Emergency Shelter (ES)	7	7.29
WH - Next Step Emergency Shelter	Emergency Shelter (ES)	25	0.00
CCH - HPO RRH Homeless Prevention (Kauai)	Homelessness Prevention	1	0.00
CCH - HPP Homeless Prevention	Homelessness Prevention	7	0.00
CCH - SHEG NI Homelessness Prevention	Homelessness Prevention	8	2.00
CCH - SHEG Oahu Homelessness Prevention	Homelessness Prevention	11	0.73
FLC - HPP Kauai Homelessness Prevention	Homelessness Prevention	3	6.00
FLC - HPP Maui Homelessness Prevention	Homelessness Prevention	9	3.22
HOPE - HPO RRH Homeless Prevention	Homelessness Prevention	2	4.00
SARMY - FSO HPO RRH Homeless Prevention	Homelessness Prevention	9	0.00
USVETS - SSVF Priority 1 Homeless Prevention	Homelessness Prevention	6	3.17
USVETS - SSVF Priority 2 Homeless Prevention	Homelessness Prevention	1	0.00
USVETS - WCC ESG Homelessness Prevention	Homelessness Prevention	2	2.00
USVETS - WCC HPO RRH Homeless Prevention	Homelessness Prevention	3	9.00
CCH - HPO NI Housing First (Kauai)	PH - Permanent Supportive Housing	3	2.67
FLC - HPO NI Housing First	PH - Permanent Supportive Housing	6	2.50
HOPE - HPO NI Housing First	PH - Permanent Supportive Housing	3	2.00
HOPE - Kukui S+C Program	PH - Permanent Supportive Housing	2	0.50

Timeliness Report - March 2018 (Intakes)

Date Range: 3/1/2018 - 3/31/2018

Average Days Taken to Input Enrollments (clients enrolled during reporting period)			
Program Name	Program Type	Clients Enrolled	Avg Days to Input
SHDC - Eha S+C	PH - Permanent Supportive Housing	1	0.00
USVETS - BP HPO Housing First PSH	PH - Permanent Supportive Housing	4	2.00
USVETS - BP PH2 CHAMPS VET FAMILIES	PH - Permanent Supportive Housing	1	1.00
USVETS - WCC Housing First Increment II (CoC)	PH - Permanent Supportive Housing	1	13.00
CCH - HPP Rapid Re-housing	PH - Rapid Re-Housing	55	1.15
CCH - SHEG NI Rapid Rehousing	PH - Rapid Re-Housing	11	9.00
CCH - SHEG Oahu Rapid Re-Housing	PH - Rapid Re-Housing	4	0.50
CCH - SSVF Priority 1 Rapid Rehousing	PH - Rapid Re-Housing	8	1.13
FLC - ESG Kauai Rapid Re-housing	PH - Rapid Re-Housing	1	0.00
FLC - ESG Maui Rapid Re-housing	PH - Rapid Re-Housing	3	0.00
FLC - HPO RRH Rapid Re-Housing	PH - Rapid Re-Housing	1	0.00
FLC - HPP Maui Rapid Re-housing	PH - Rapid Re-Housing	5	0.00
HCAP - HPO RRH Rapid Re-Housing	PH - Rapid Re-Housing	3	1.67
HOPE - ESG Rapid Re-housing	PH - Rapid Re-Housing	1	2.00
HOPE - HPO RRH Rapid Re-Housing	PH - Rapid Re-Housing	8	1.75
HOPE - HPP Rapid Re-housing	PH - Rapid Re-Housing	17	1.35
HOPE - New Start	PH - Rapid Re-Housing	5	2.00
IHS - ESG Rapid Re-housing	PH - Rapid Re-Housing	18	0.22
IHS - HPO RRH Rapid Re-Housing	PH - Rapid Re-Housing	7	0.29
SARMY - FSO HPO RRH Rapid Re-Housing	PH - Rapid Re-Housing	2	0.00
USVETS - SSVF Priority 1 Rapid Re-housing	PH - Rapid Re-Housing	22	2.18
USVETS - WCC ESG Rapid Re-housing	PH - Rapid Re-Housing	2	0.00
USVETS - WCC ESG Rapid Re-Housing 2017	PH - Rapid Re-Housing	6	0.67
USVETS - WCC HPO RRH Rapid Re-Housing	PH - Rapid Re-Housing	10	0.00
CARE - Care Hawaii AMHD Services Only Program	Services Only	1	0.00
LASH - HPO Legal Services Program	Services Only	30	0.00
ALEA - Street Outreach Program	Street Outreach	9	15.22
CARE - Care Hawaii AMHD Street Outreach Program	Street Outreach	1	0.00
CHOW - Oahu Region 1 - Street Outreach (HPO)	Street Outreach	3	0.00
FLC - Maui Regions 1, 2, 3, 6 - Street Outreach (HPO)	Street Outreach	41	0.39
FLC - Maui Regions 4, 5 - Street Outreach (HPO)	Street Outreach	42	1.81
HOPE - Hawaii Regions 1, 8, 9, 10 - Street Outreach (HPO)	Street Outreach	6	1.17
HOPE - Hawaii Regions 2, 3, 4, 5, 6, 7 - Street Outreach (HPO)	Street Outreach	21	4.29
HOPE - PATH Street Outreach Program	Street Outreach	3	5.33
IHS - AMHD Street Outreach Program	Street Outreach	2	0.00
IHS - Oahu Region 1 - Street Outreach (HPO)	Street Outreach	17	1.47
IHS - Oahu Region 2 - Street Outreach (HPO)	Street Outreach	37	1.81
IHS - Oahu Region 4 - Street Outreach (HPO)	Street Outreach	18	5.61
KEO - Kauai All Regions - Street Outreach (HPO)	Street Outreach	3	2.67
KPHC - Oahu Region 1 - Street Outreach (HPO)	Street Outreach	7	1.00
KPHC - PATH Street Outreach Program	Street Outreach	14	1.36
KWO - Oahu Region 7 - Street Outreach (HPO)	Street Outreach	25	5.96
LASH - SSVF Legal Services Program	Street Outreach	1	0.00
MHK - PATH Street Outreach Program	Street Outreach	2	3.00
NALO - Waimanalo Health Center Street Outreach	Street Outreach	2	0.00
SARMY - Maui Homeless Outreach Program	Street Outreach	7	0.00
USVETS - BP Oahu Region 3 - Street Outreach (HPO)	Street Outreach	37	1.16
USVETS - BP Oahu Region 5 - Street Outreach (HPO)	Street Outreach	17	6.18
WCCHC - Homeless Outreach Program	Street Outreach	61	1.93
ASI - Ohana Ola O Kahumana	Transitional Housing (TH)	13	0.23
ASI - Ulu Ke Kukui (Villages of Maili)	Transitional Housing (TH)	30	1.17
CCH - Ma'ili Land Transitional Housing	Transitional Housing (TH)	11	0.00
HAP - Na Kahua Hale O Ulu Wini	Transitional Housing (TH)	6	0.00
HCAP - Kumuhonua	Transitional Housing (TH)	5	7.00
HKIPA - Apaa Women's Shelter TLP	Transitional Housing (TH)	1	0.00
HNO - Weinberg Village Waimanalo	Transitional Housing (TH)	9	0.00
HSI - Na Kolea Rooming House (TH for Working Singles)	Transitional Housing (TH)	9	0.11

Timeliness Report - March 2018 (Intakes)

Date Range: 3/1/2018 - 3/31/2018

Average Days Taken to Input Enrollments (clients enrolled during reporting period)			
Program Name	Program Type	Clients Enrolled	Avg Days to Input
KEO - Lawehana Transitional Housing Program	Transitional Housing (TH)	3	0.00
KEO - Lihue Court Transitional Housing	Transitional Housing (TH)	5	0.00
KEO - Mana'olana Transitional Housing	Transitional Housing (TH)	2	6.00
KHAKO - Central Transitional Housing	Transitional Housing (TH)	1	0.00
KHAKO - Westside TH	Transitional Housing (TH)	2	3.00
SARMY - FSO Pathway of Hope Transitional Housing	Transitional Housing (TH)	6	14.50
SARMY - Ka Ohu Hou O Manoa FTS	Transitional Housing (TH)	8	13.50
USVETS - BP GPD Bridge Housing	Transitional Housing (TH)	11	0.73
USVETS - BP GPD Clinical Treatment	Transitional Housing (TH)	3	0.67
USVETS - BP GPD Low Demand	Transitional Housing (TH)	5	0.80
WIN - Bridge To Success Halawa TH (formerly Waianae)	Transitional Housing (TH)	4	0.00
WIN - Bridge To Success Kauai TH	Transitional Housing (TH)	1	3.00
Aggregates		2071	1.99

Timeliness Report - March 2018 (Exits)

Date Range: 3/1/2018 - 3/31/2018

Average Days Taken to Exit Enrollments (clients exited during reporting period)		Total Exited Clients	Avg Days to Exit
Program Name	Program Type		
Hawaii County VI SPDAT v2 Family	Coordinated Assessment	35	7.06
Hawaii County VI SPDAT v2 Individual	Coordinated Assessment	42	1.40
Maui County VI SPDAT v2 Family	Coordinated Assessment	47	10.47
Maui County VI SPDAT v2 Individual	Coordinated Assessment	34	1.71
Oahu County VI SPDAT v1 Family (CLOSED)	Coordinated Assessment	174	0.00
Oahu County VI SPDAT v1 Individual (CLOSED)	Coordinated Assessment	117	0.00
Oahu County VI SPDAT v2 Family	Coordinated Assessment	216	0.89
Oahu County VI SPDAT v2 Individual	Coordinated Assessment	88	0.17
CCH - Kakaako Family Assessment Center	Emergency Shelter (ES)	6	0.00
FLC - Ho'olanani	Emergency Shelter (ES)	11	0.00
FPH - Honolulu Family Center	Emergency Shelter (ES)	5	0.00
FPH - Windward Family Center	Emergency Shelter (ES)	4	0.00
HOPE - East Hawaii Emergency Mens Program ES	Emergency Shelter (ES)	20	0.20
HOPE - Kiheipua	Emergency Shelter (ES)	11	6.09
HOPE - West Hawaii Emergency Housing Program	Emergency Shelter (ES)	12	1.08
IHS - Behavioral Health ES	Emergency Shelter (ES)	8	0.50
IHS - Hale Mauiola Program (Sand Island)	Emergency Shelter (ES)	16	4.69
IHS - Kaa`ahi Families ES	Emergency Shelter (ES)	35	0.17
IHS - Kaa`ahi Women's ES	Emergency Shelter (ES)	23	0.00
IHS - Sumner Men's ES	Emergency Shelter (ES)	20	4.00
IHS - TBH Medical Respite (ES)	Emergency Shelter (ES)	6	4.50
KEO - Mana'olana Emergency	Emergency Shelter (ES)	11	0.00
KHAKO - Central Emergency Shelter	Emergency Shelter (ES)	40	2.05
KHAKO - Westside ES	Emergency Shelter (ES)	21	0.62
KWO - Onelau`ena Emergency Shelter	Emergency Shelter (ES)	13	6.31
SOW - Great Joy 1	Emergency Shelter (ES)	1	0.00
SOW - Great Joy 2	Emergency Shelter (ES)	2	11.50
SOW - Great Joy 3	Emergency Shelter (ES)	2	1.00
SOW - Great Joy 4	Emergency Shelter (ES)	1	0.00
SOW - Hearts of Joy 1	Emergency Shelter (ES)	1	6.00
SOW - Hearts of Joy 2	Emergency Shelter (ES)	2	12.00
SOW - Streams of Joy 1	Emergency Shelter (ES)	1	2.00
USVETS - BP Ewa HOPTTEL	Emergency Shelter (ES)	3	0.00
USVETS - BP Hilo HOPTTEL Program	Emergency Shelter (ES)	2	0.00
USVETS - BP Kauai HOPTTEL Program	Emergency Shelter (ES)	1	0.00
USVETS - BP Pearl City HOPTTEL	Emergency Shelter (ES)	3	0.00
USVETS - BP Pearl City Seniors HOPTTEL	Emergency Shelter (ES)	2	0.50
USVETS - BP Respite Beds Barbers Point	Emergency Shelter (ES)	5	0.00
USVETS - WCC Emergency Shelter	Emergency Shelter (ES)	26	3.00
USVETS - WCC HOPTTEL	Emergency Shelter (ES)	3	1.00
WH - Next Step Emergency Shelter	Emergency Shelter (ES)	19	4.11
CCH - SHEG Oahu Homelessness Prevention	Homelessness Prevention	38	0.05
CCH - SSVF Priority 1 Homeless Prevention	Homelessness Prevention	9	0.00
FLC - HPP Maui Homelessness Prevention	Homelessness Prevention	12	0.00
IHS - ESG Homelessness Prevention	Homelessness Prevention	2	0.00
IHS - HPP Homelessness Prevention	Homelessness Prevention	7	4.57
SARMY - FSO HPO RRH Homeless Prevention	Homelessness Prevention	7	0.00
USVETS - SSVF Priority 1 Homeless Prevention	Homelessness Prevention	5	4.20
HIHR - Permanent Supportive Housing	PH - Permanent Supportive Housing	1	0.00
HOPE - HPO NI Housing First	PH - Permanent Supportive Housing	3	12.33
HOPE - Kukui S+C Program	PH - Permanent Supportive Housing	1	15.00
IHS - City FY15 Housing First PSH	PH - Permanent Supportive Housing	1	26.00
KPHC - New Beginnings S+C Program	PH - Permanent Supportive Housing	5	7.20
SHDC - Eha S+C	PH - Permanent Supportive Housing	2	0.50
SHDC - Eono S+C	PH - Permanent Supportive Housing	1	0.00
SHDC - Kalaeloa (Headway House) CoC Funded (Oahu)	PH - Permanent Supportive Housing	1	13.00

Timeliness Report - March 2018 (Exits)

Date Range: 3/1/2018 - 3/31/2018

Average Days Taken to Exit Enrollments (clients exited during reporting period)		Total Exited Clients	Avg Days to Exit
Program Name	Program Type		
SHDC - Kaukama CoC Funded PSH (Oahu)	PH - Permanent Supportive Housing	1	1.00
SHDC - Oahu Shelter Plus Care Program	PH - Permanent Supportive Housing	4	0.00
CCH - HPP Rapid Re-housing	PH - Rapid Re-Housing	59	1.20
CCH - SHEG NI Rapid Rehousing	PH - Rapid Re-Housing	4	0.00
CCH - SSVF Priority 1 Rapid Rehousing	PH - Rapid Re-Housing	1	2.00
FLC - ESG Maui Rapid Re-housing	PH - Rapid Re-Housing	14	0.21
FLC - HPO RRH Rapid Re-Housing	PH - Rapid Re-Housing	7	0.00
FLC - HPP Maui Rapid Re-housing	PH - Rapid Re-Housing	25	0.12
HCAP - HPO RRH Rapid Re-Housing	PH - Rapid Re-Housing	2	0.00
HOPE - ESG Rapid Re-housing	PH - Rapid Re-Housing	2	0.00
HOPE - HPO RRH Rapid Re-Housing	PH - Rapid Re-Housing	9	1.56
HOPE - HPP Rapid Re-housing	PH - Rapid Re-Housing	10	4.00
IHS - ESG Rapid Re-housing	PH - Rapid Re-Housing	3	3.67
IHS - HOMES Clean & Sober	PH - Rapid Re-Housing	1	0.00
IHS - New Youth Rapid Re-Housing 2016 (NYRRH 2016)	PH - Rapid Re-Housing	1	16.00
SARMY - FSO HPO RRH Rapid Re-Housing	PH - Rapid Re-Housing	4	0.00
USVETS - SSVF Priority 1 Rapid Re-housing	PH - Rapid Re-Housing	4	0.00
USVETS - SSVF Priority 2 Rapid Re-housing	PH - Rapid Re-Housing	1	0.00
USVETS - WCC HPO RRH Rapid Re-Housing	PH - Rapid Re-Housing	4	35.00
CARE - Care Hawaii AMHD Services Only Program	Services Only	1	0.00
LASH - HPO Legal Services Program	Services Only	7	0.00
ALEA - Street Outreach Program	Street Outreach	9	5.67
CARE - Care Hawaii AMHD Street Outreach Program	Street Outreach	5	0.00
CHOW - Oahu Region 2 - Street Outreach (HPO)	Street Outreach	1	0.00
FLC - Maui Regions 1, 2, 3, 6 - Street Outreach (HPO)	Street Outreach	28	0.25
FLC - Maui Regions 4, 5 - Street Outreach (HPO)	Street Outreach	29	0.66
HOPE - Hawaii Regions 1, 8, 9, 10 - Street Outreach (HPO)	Street Outreach	21	4.81
HOPE - Hawaii Regions 2, 3, 4, 5, 6, 7 - Street Outreach (HPO)	Street Outreach	26	1.65
HOPE - PATH Street Outreach Program	Street Outreach	4	1.00
IHS - AMHD Street Outreach Program	Street Outreach	1	0.00
IHS - Oahu Region 1 - Street Outreach (HPO)	Street Outreach	6	0.00
IHS - Oahu Region 2 - Street Outreach (HPO)	Street Outreach	18	1.44
IHS - Oahu Region 4 - Street Outreach (HPO)	Street Outreach	6	0.00
KEO - Kauai All Regions - Street Outreach (HPO)	Street Outreach	2	0.00
KPHC - Oahu Region 1 - Street Outreach (HPO)	Street Outreach	11	1.36
KPHC - PATH Street Outreach Program	Street Outreach	16	0.00
USVETS - BP Oahu Region 3 - Street Outreach (HPO)	Street Outreach	36	3.75
USVETS - BP Oahu Region 5 - Street Outreach (HPO)	Street Outreach	16	3.38
WCCHC - Homeless Outreach Program	Street Outreach	25	0.80
ASI - Ohana Ola O Kahumana	Transitional Housing (TH)	11	4.55
ASI - Ulu Ke Kukui (Villages of Maili)	Transitional Housing (TH)	27	1.11
CCH - Ma'ili Land Transitional Housing	Transitional Housing (TH)	9	0.56
HCAP - Kumuhonua	Transitional Housing (TH)	2	0.00
HNO - Weinberg Village Waimanalo	Transitional Housing (TH)	3	0.00
HOPE - Kuleana House	Transitional Housing (TH)	3	8.00
HOPE - Wilder House	Transitional Housing (TH)	4	21.00
HSI - Kulaokahua Apts (TH for the Elderly)	Transitional Housing (TH)	2	1.50
HSI - Na Kolea Rooming House (TH for Working Singles)	Transitional Housing (TH)	8	2.13
KHAKO - Central Transitional Housing	Transitional Housing (TH)	13	2.00
KHAKO - Westside TH	Transitional Housing (TH)	7	4.00
SHDC - Hale Ulu Pono TH	Transitional Housing (TH)	1	9.00
USVETS - BP GPD Bridge Housing	Transitional Housing (TH)	6	3.00
USVETS - BP GPD Clinical Treatment	Transitional Housing (TH)	9	1.67
USVETS - BP GPD Low Demand	Transitional Housing (TH)	12	1.00
WIN - Bridge To Success Halawa TH (formerly Waianae)	Transitional Housing (TH)	3	2.33
WIN - Family House Aiea TH	Transitional Housing (TH)	4	0.00
Aggregates		1732	1.74