

From: Carlos Peraro, CPC
To: Harold Brackeen, State of Hawaii, Homeless Programs Administrator
Brandee Menino, BTG Chair; Heather Lusk, PIC Vice Chair
Date: May 21, 2018
Re: April 2018 HMIS Monitoring Reports

Attached for your review and dissemination to Continuum agencies is the April 2018 HMIS monitoring report. Below are brief highlights from the attached reports.

- 1) End of month, April 2018 Census summary by Continuum and Statewide (pp. 2-7)
 - The Statewide census for emergency and transitional programs increased in April 2018 (3,174) compared to March 2018 (3,075), representing an increase for both CoCs in the emergency shelter and transitional facilities census.
 - The total “vacant beds” compared to the HIC capacity was 460 (ES and TH) and 237 (PSH).
 - 34 programs on Oahu and 19 programs on the Neighbor Islands had utilization rates of less than 85% or greater than 110%. These programs are marked in red.
 - Statewide Active Outreach clients totaled 1,952 including 1,346 on Oahu and 606 on the Neighbor Islands (an increase from March’s 1,840 outreach clients). Actively engaged outreach clients increased for both CoCs relative to March.
- 2) Consent report for April 2018 (pp. 8-20)
 - VI-SPDAT Assessments: Consent to share data rates for Neighbor Islands and Oahu programs were 95% and 88% respectively, a decrease compared to February’s 100% and 95%. (p. 8)
 - BNL: Consent to share data rates as of May 1, 2018 was 62% statewide; Oahu Families (51%) and Singles (59%). Neighbor Island family and singles rates ranged from 74% (Kauai family) to 96% (Hawaii family). (pp. 9-10). The Oahu rates are based on data taken before the auto-exit and BNL filtering took effect on 5/7/18. The May 2018 reports will reflect this policy change.
 - For adult program intakes (n=1,091), the statewide consent to share rate remained the same as March (93%) and continues trending positively.
 - Nine programs (pp. 11-14) had consent rates below 80%. These programs are highlighted in RED.
- 3) Length of Stay by Agency and Program for clients exiting during April 2018 (pp. 21-24)
 - The average LOS for all programs was 163 days (representing 1,086 exits), a decrease compared to March (173 days). Omitting 24 permanent housing programs, yields an average LOS of 146 days.
 - Overall, emergency shelter and homeless outreach programs’ LOS were the shortest (102 and 84 days). PSH and TH program’s LOS were longest (886 and 252 days). Maui county’s high ES LOS is reflective of a change in project type from TH to ES for KHAKO’s projects.
 - By county, Oahu (167 days) and Maui (161 days) averaged the highest LOS, followed by Hawaii (150 days) and Kauai (99 days). Of note is that the average includes PH projects, which skew the statistic.
 - Emergency Shelter LOS ranged from 57 days on Hawaii to 165 days on Maui.
- 4) Timeliness (entries and exits) during April 2018 (pp. 25-30)
 - Intake Timeliness averaged 2.92 days, an increase compared to the 1.99 average days in March. 35 programs (highlighted in RED) averaged more than 3 days to enter intakes.
 - Exit timeliness increased greatly to 4.87 average days compared to 1.74 days in March.
 - In both cases above, timeliness was negatively affected due to the reopening of client cases so that services could be added for HPO activity reporting needs. This work should be completed by 5/31.
 - 46 programs (highlighted in RED) averaged more than 3 days to enter exits.

HMIS Census Report - April, 2018
Oahu and Neighbor Islands - HIC Facilities

Summary of Monthly HMIS Shelter Census Counts

May 31, 2017 - April 30, 2018

HI-501 Oahu Census Summary

	Emerg	Trans	Total HUD Homeless	HIC Openings	PH	HIC Openings	Veterans ES/TH
May 31, 2017	1024	1451	2475	551	1094	70	249
June 30, 2017	1077	1297	2374	594	1147	119	247
July 31, 2017	1100	1286	2386	268	1164	109	246
August 31, 2017	1162	1286	2434	236	1152	115	254
September 30, 2017	1175	1338	2513	209	1110	49	245
October 31, 2017	1197	1305	2502	226	1127	46	247
November 30, 2017	1192	1288	2480	254	1119	51	241
December 31, 2017	1225	1275	2500	219	1112	53	234
January 31, 2018	1179	1228	2407	295	1097	76	244
February 28, 2018	1098	1238	2336	318	1116	72	238
March 31, 2018	1095	1261	2356	262	1116	72	227
April 30, 2018	1130	1283	2413	265	1140	102	241

HI-500 Balance of State Census Summary

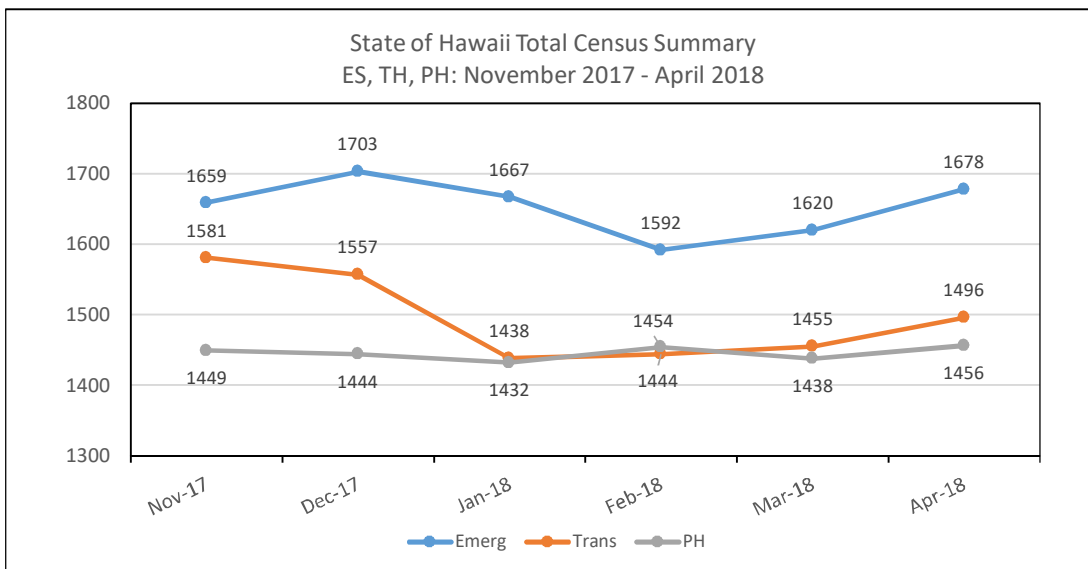
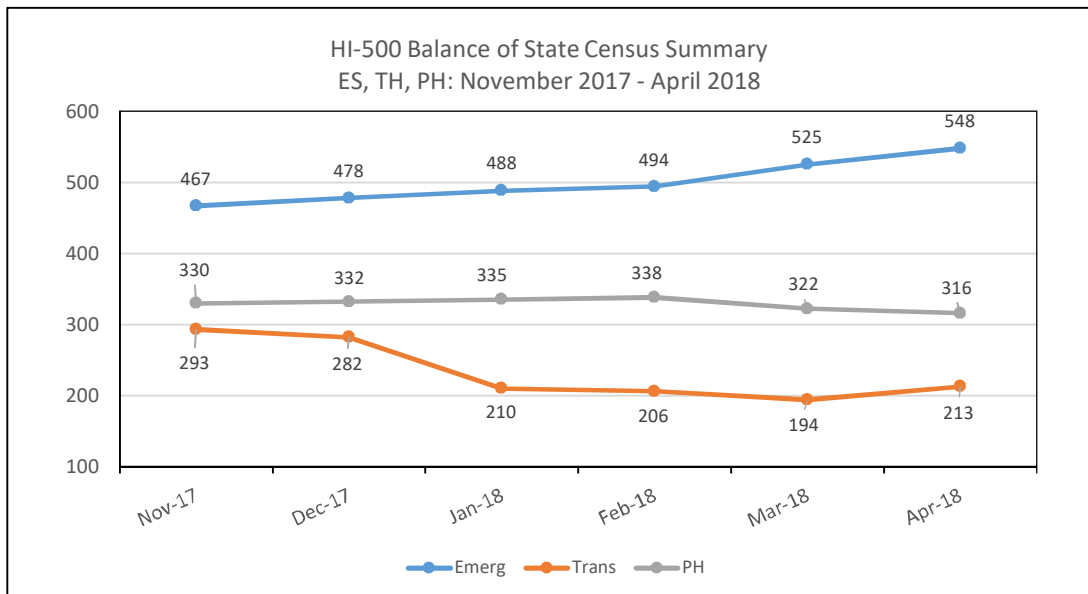
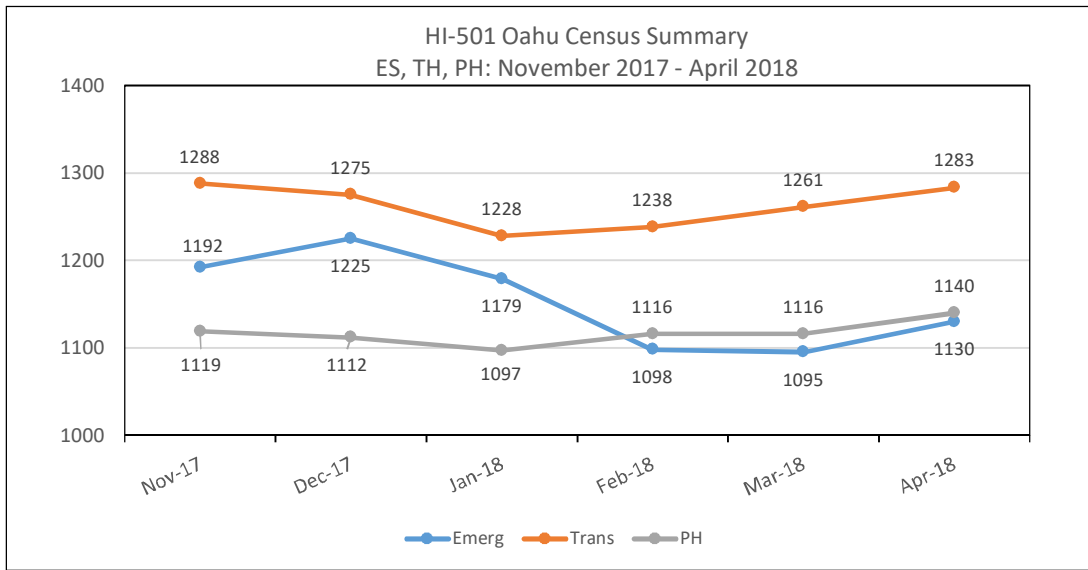
	Emerg	Trans	Total HUD Homeless	HIC Openings	PH	HIC Openings	Veterans ES/TH
May 31, 2017	321	430	751	235	218	70	35
June 30, 2017	359	430	789	180	222	71	43
July 31, 2017	398	398	796	203	212	69	39
August 31, 2017	427	363	790	248	216	66	35
September 30, 2017	450	333	783	280	304	132	35
October 31, 2017	483	292	775	307	314	128	44
November 30, 2017	467	293	760	305	330	125	34
December 31, 2017	478	282	760	325	332	123	38
January 31, 2018	488	210	698	399	335	125	32
February 28, 2018	494	206	700	398	338	124	36
March 31, 2018	525	194	719	215	322	145	39
April 30, 2018	548	213	761	195	316	135	34

State of Hawaii Total Census Summary

	Emerg	Trans	Total HUD Homeless	HIC Openings	PH	HIC Openings	Veterans ES/TH
May 31, 2017	1345	1881	3226	786	1312	140	284
June 30, 2017	1436	1727	3163	774	1369	190	290
July 31, 2017	1498	1684	3182	471	1376	178	285
August 31, 2017	1589	1649	3238	484	1368	181	289
September 30, 2017	1625	1671	3296	489	1414	181	280
October 31, 2017	1680	1597	3277	533	1441	174	291
November 30, 2017	1659	1581	3240	559	1449	176	275
December 31, 2017	1703	1557	3260	544	1444	176	272
January 31, 2018	1667	1438	3105	694	1432	201	276
February 28, 2018	1592	1444	3036	716	1454	196	274
March 31, 2018	1620	1455	3075	477	1438	217	266
April 30, 2018	1678	1496	3174	460	1456	237	275

HMIS Census Report - April, 2018
Oahu and Neighbor Islands - HIC Facilities

Summary of Monthly HMIS Shelter Census Counts



Census Report - April 30, 2018
Oahu - HIC Facilities

Proj. Type	Organization Name	Project Name	HIC Beds	Census on 04/30/18	% HIC Beds	Technical Openings	Veterans
ES	Child and Family Service	CFS - Honolulu Shelter	33	SP	NR	NR	SP
ES	Child and Family Service	CFS - Leeward Shelter	27	SP	NR	NR	SP
ES	Catholic Charities Hawaii	CCH - Kakaako Family Assessment Center	50	47	94%	3	0
ES	Family Promise of Hawaii	FPH - Honolulu Family Center	14	14	100%	0	1
ES	Family Promise of Hawaii	FPH - Windward Family Center	14	10	71%	4	0
ES	Hale Kipa Inc.	HKIPA - Boys BCP ES	8	0	0%	8	0
ES	Hale Kipa Inc.	HKIPA - Girls BCP ES	8	0	0%	8	0
ES	IHS Institute for Human Services	IHS - Behavioral Health ES	9	14	156%	0	5
ES	IHS Institute for Human Services	IHS - Hale Mauiola Program (Sand Island)	83	74	89%	9	3
ES	IHS Institute for Human Services	IHS - Kaaahi Families Shelter ES	100	81	81%	19	0
ES	IHS Institute for Human Services	IHS - Kaaahi Women ES	66	69	105%	0	1
ES	IHS Institute for Human Services	IHS - Sumner Men's Shelter	166	251	151%	0	54
ES	IHS Institute for Human Services	IHS - Tutu Bert's House (Med Respite ES)	24	16	67%	8	4
ES	Kealahou West Oahu	KWO - Hope for a New Beginning (Onelauena)	244	189	77%	55	4
ES	Parents and Children Together	PACT - Ohia Shelter	21	SP	NR	NR	SP
ES	Shelter of Wisdom	SOW - Great Joy 1	8	9	113%	0	2
ES	Shelter of Wisdom	SOW - Great Joy 2	9	8	89%	1	0
ES	Shelter of Wisdom	SOW - Great Joy 3	10	9	90%	1	0
ES	Shelter of Wisdom	SOW - Great Joy 4	6	6	100%	0	0
ES	Shelter of Wisdom	SOW - Hearts of Joy 1	9	2	22%	7	0
ES	Shelter of Wisdom	SOW - Hearts of Joy 2	13	13	100%	0	4
ES	Shelter of Wisdom	SOW - Streams of Joy 1	6	5	83%	1	1
ES	Shelter of Wisdom	SOW - Streams of Joy 2	9	10	111%	0	2
ES	U.S. Veterans Initiative	USVETS - BP Ewa HOPTEL	5	1	20%	4	1
ES	U.S. Veterans Initiative	USVETS - BP Pearl City HOPTEL	5	5	100%	0	5
ES	U.S. Veterans Initiative	USVETS - BP Pearl City Seniors HOPTEL	5	5	100%	0	5
ES	U.S. Veterans Initiative	USVETS - BP Respite Beds Barbers Point	10	7	70%	3	7
ES	U.S. Veterans Initiative	USVETS - WCC Emergency	191	139	73%	52	9
ES	U.S. Veterans Initiative	USVETS - WCC HOPTEL	5	8	160%	0	5
ES	Waikiki Health Center	WHC - Next Step Emergency Shelter	135	138	102%	0	12
ES	Windward Spouse Abuse Shelter	WSAS - Hale Ola	18	SP	NR	NR	NR
	Subtotal Emergency Shelter		1212	1130	93%	183	125
TH	Alternative Structures Int't	ASI - Ohana Ola O Kahumana	240	250	104%	0	3
TH	Alternative Structures Int't	ASI - Ulu Ke Kukui (Villages of Maili)	315	309	98%	6	1
TH	Catholic Charities Hawaii	CCH - Ma'ili Land TH	54	50	93%	4	1
TH	Child and Family Service	CFS - Transitional Apartments	40	NR	NR	NR	NR
TH	Gregory House Programs	GHP - Community Residential Program	15	14	93%	1	2
TH	Gregory House Programs	GHP - HOPWA Gregory House (Competitive TH)	11	10	91%	1	1
TH	Honolulu Community Action Prog	HCAP - Kumuhonua	68	68	100%	0	4
TH	Hale Kipa Inc.	HKIPA - Apana Women's Shelter	5	3	60%	2	0
TH	Hale Kipa Inc.	HKIPA - Maka'aloa Men's TLP	4	3	75%	1	0
TH	Ho'omau Ke Ola	HKO - Lahilahi	10	7	70%	3	0
TH	Holomua Na 'Ohana	HNO - Weinberg Village Waimanalo	120	118	98%	2	0
TH	Housing Solutions Inc.	HSI - Kulaokahua (TH for the elderly)	29	28	97%	1	2
TH	Housing Solutions Inc.	HSI - Na Kolea (TH for working singles)	64	58	91%	6	1
TH	Kealahou West Oahu	KWO - Onemalu Transitional Shelter	144	167	116%	0	2
TH	Parents and Children Together	PACT - Lehua	8	NR	NR	NR	NR
TH	The Salvation Army	SARMY - FSO Pathway of Hope	24	17	71%	7	0
TH	The Salvation Army ATS	SARMY - Ka Ohu Hou O Manoa	30	27	90%	3	0
TH	The Salvation Army FTS	SARMY - Oahu ATS Program - Waakanaka	9	0	0%	9	0
TH	Steadfast Housing Dev Corp	SHDC - Ahukini	5	4	80%	1	1
TH	Steadfast Housing Dev Corp	SHDC - Hale Ulu Pono - Transitional Housing	10	5	50%	5	1
TH	U.S. Veterans Initiative	USVETS - BP GPD Bridge Housing	44	35	80%	9	35
TH	U.S. Veterans Initiative	USVETS - BP GPD Clinical Treatment	30	32	107%	0	32
TH	U.S. Veterans Initiative	USVETS - BP GPD Low Demand	36	28	78%	8	28
TH	Windward Spouse Abuse Shelter	WSAS - Imua	1	NR	NR	NR	NR
TH	Women in Need	WIN - Bridge To Success Halawa	13	33	254%	0	2
TH	Women in Need	WIN - Family House - Aiea	30	17	57%	13	0
	Subtotal Transitional Housing		1312	1283	98%	82	116
PH	Alternative Structures Int't	ASI - Kauhale Kamaile	38	38	100%	0	0
PSH	Alternative Structures Int't	ASI - Leeward CoC PSH	31	31	100%	0	1
PSH	Gregory House Programs	GHP - HOPWA Formula - PSH TBRA	33	26	79%	7	7

Census Report - April 30, 2018
Oahu - HIC Facilities

Proj. Type	Organization Name	Project Name	HIC Beds	Census on 04/30/18	% HIC Beds	Technical Openings	Veterans
PSH	Gregory House Programs	GHP - HOPWA SPNS Competitive PSH TBRA	48	39	81%	9	3
PSH	Gregory House Programs	GHP - SPC - CoC Program PSH TBRA	47	46	98%	1	3
PSH	IHS Institute for Human Services	IHS - City FY15 Housing First PSH	177	166	94%	11	5
PSH	IHS Institute for Human Services	IHS - New PSH 2013 (CoC funded)	33	30	91%	3	1
PSH	IHS Institute for Human Services	IHS - SPC Home at Last 2010	82	77	94%	5	14
PSH	IHS Institute for Human Services	IHS - SPC Home Sweet Home	18	18	100%	0	1
PSH	IHS Institute for Human Services	IHS - SPC Home Sweet Home II	9	9	100%	0	0
PSH	IHS Institute for Human Services	IHS - SPC No Place Like Home	17	16	94%	1	1
PSH	Kalihi-Palama Health Center	KPHC - New Beginnings S+C Program	182	174	96%	8	9
PSH	Mental Health Kokua	MHK - Safe Haven Permanent Supportive Housing	25	26	104%	0	3
PSH	Steadfast Housing Dev Corp	SHDC - Kalaeloa (Headway House) CoC Funded (Oahu)	40	32	80%	8	2
PSH	Steadfast Housing Dev Corp	SHDC - Kaukama CoC Funded PSH (Oahu)	5	3	60%	2	0
PSH	Steadfast Housing Dev Corp	SHDC - Komo Mai CoC Funded PSH (Oahu)	5	4	80%	1	1
PSH	Steadfast Housing Dev Corp	SHDC - Shelter Plus Care 1	150	136	91%	14	8
PSH	U.S. Veterans Initiative	USVETS - BP HPO Housing First PSH	116	99	85%	17	20
PSH	U.S. Veterans Initiative	USVETS - BP Leeward PSH	15	8	53%	7	1
PSH	U.S. Veterans Initiative	USVETS - BP Permanent Supportive Housing CoC	13	11	85%	2	11
PSH	U.S. Veterans Initiative	USVETS - BP PH2 CHAMPS VET FAMILIES	32	30	94%	2	17
PSH	U.S. Veterans Initiative	USVETS - WCC Housing First Increment II (CoC)	125	121	97%	4	8
	Subtotal Permanent Housing		1172	1140	97%	102	116
RRH	Alternative Structures Int't	ASI - HPO Rapid Re-Housing	NA	189	NA	NA	0
RRH	Catholic Charities Hawaii	CCH - HPP Rapid Re-housing	NA	830	NA	NA	9
RRH	Catholic Charities Hawaii	CCH - SHEG Oahu Rapid Re-Housing	NA	28	NA	NA	0
RRH	Catholic Charities Hawaii	CCH - SSVF Priority 1 Rapid Rehousing	NA	47	NA	NA	41
RRH	Gregory House Programs	GHP - ESG Rapid Re-Housing	NA	3	NA	NA	0
RRH	Honolulu Community Action Prog	HCAP - HPO RRH Rapid Re-Housing	NA	27	NA	NA	2
RRH	IHS Institute for Human Services	IHS - ESG Rapid Re-housing	NA	83	NA	NA	3
RRH	IHS Institute for Human Services	IHS - HOMES Clean & Sober	NA	27	NA	NA	2
RRH	IHS Institute for Human Services	IHS - HPO Rapid Re-Housing	NA	67	NA	NA	1
RRH	IHS Institute for Human Services	IHS - HPP Rapid Re-housing	NA	152	NA	NA	2
RRH	IHS Institute for Human Services	IHS - New Youth Rapid Re-Housing 2016 (NYRRH 2016)	NA	10	NA	NA	0
RRH	IHS Institute for Human Services	IHS - RRH Bridge Funding (AUW FY2017)	NA	3	NA	NA	0
RRH	Kalihi-Palama Health Center	KPHC - ESG Rapid Re-housing	NA	30	NA	NA	1
RRH	The Salvation Army	SARMY - FSO HPO Rapid Re-Housing	NA	21	NA	NA	0
RRH	U.S. Veterans Initiative	USVETS - SSVF Priority 1 Rapid Re-housing	NA	82	NA	NA	64
RRH	U.S. Veterans Initiative	USVETS - WCC ESG Rapid Re-housing	NA	49	NA	NA	6
RRH	U.S. Veterans Initiative	USVETS - WCC ESG Rapid Re-Housing 2017	NA	39	NA	NA	2
RRH	U.S. Veterans Initiative	USVETS - WCC HPO Rapid Re-Housing	NA	50	NA	NA	1
	Subtotal Rapid ReHousing			1737	NA	NA	134
	Total Emergency+Transitional		2,524	2,413	96%	265	241
	Total Permanent		1,172	1,140	97%	102	116
	TOTAL		3,696	3,553	96%	367	357

Census Report - April 30, 2018
Neighbor Islands - HIC Facilities

Project Type	Organization Name	Project Name	HIC Beds	Census on 04/30/18	%HIC Beds	Technical Openings	Veterans
ES	Child and Family Service	CFS - Hale Ohana	20	SP	NR	NR	NR
ES	Child and Family Service	CFS - West Hawaii Domestic Abuse Shelter	15	SP	NR	NR	NR
ES	Family Life Center	FLC - Ho'olanani	25	18	72%	7	0
ES	HOPE Services Hawaii	HOPE - East Hawaii Emergency Mens Program ES	32	29	91%	3	3
ES	HOPE Services Hawaii	HOPE - Kiheipua Emergency Shelter	44	50	114%	0	1
ES	HOPE Services Hawaii	HOPE - West Hawaii Emergency Housing Program	31	13	42%	18	2
ES	Kauai Economic Opportunity	KEO - Mana'olana Emergency Homeless Shelter	38	66	174%	0	2
ES	KHAKO, INC	KHAKO - Central Emergency	257	221	86%	36	7
ES	KHAKO, INC	KHAKO - Westside Emergency	167	141	84%	26	5
ES	USVETS	USVETS - Hilo HOPTEL Program	5	5	100%	0	5
ES	USVETS	USVETS - Kauai HOPTEL Program	5	5	100%	0	5
ES	Women Helping Women	WHW - Hale Lokomaikai	24	SP	NR	NR	NR
ES	YWCA of Kauai	YWCA - Family Violence Shelter	18	SP	NR	NR	NR
	Subtotal Emergency Shelters		604	548	91%	90	30
TH	Child and Family Service	CFS - Hale Kahua Pa'a	10	NR	NR	NR	NR
TH	Hawaii Affordable Properties, Inc.	HAP - Na Kahua Hale O Ulu Wini (Kaloko)	115	53	46%	62	0
TH	Hawaii Island Home for Recovery, Inc.	HIHR - Transitional Housing Project	19	15	79%	4	2
TH	HOPE Services Hawaii	HOPE - Kuleana House	7	3	43%	4	0
TH	HOPE Services Hawaii	HOPE - Wilder House	10	11	110%	0	0
TH	Kauai Economic Opportunity	KEO - Kome TH	7	7	100%	0	0
TH	Kauai Economic Opportunity	KEO - Komohana Group Home	6	3	50%	3	1
TH	Kauai Economic Opportunity	KEO - Lawehana TH	9	3	33%	6	0
TH	Kauai Economic Opportunity	KEO - Lihue Court Apartments	40	23	58%	17	0
TH	Kauai Economic Opportunity	KEO - Mana'olana Transitional Housing	24	20	83%	4	0
TH	KHAKO, INC	KHAKO - Central Transitional	13	20	154%	0	1
TH	KHAKO, INC	KHAKO - Westside Transitional	36	32	89%	4	0
TH	Salvation Army Big Island	SARMY - Big Island RHY TLP	2	1	50%	1	0
TH	Women In Need	WIN - Bridge to Success Kauai	22	22	100%	0	0
	Subtotal Transitional Housing		310	213	69%	105	4
PSH	Catholic Charities Hawaii	CCH - HPO NI Housing First (Kauai)	14	10	71%	4	0
PSH	Family Life Center	FLC - HPO NI Housing First	30	27	90%	3	3
PSH	Family Life Center	FLC - S+C 1	2	2	100%	0	0
PSH	Family Life Center	FLC - S+C 2	25	25	100%	0	3
PSH	Family Life Center	FLC - S+C 3	12	14	117%	0	1
PSH	Family Life Center	FLC - S+C 6 (Eha split)	33	31	94%	2	3
PSH	Family Life Center	FLC - S+C 7	7	7	100%	0	0
PSH	Family Life Center	FLC - S+C 8	3	1	33%	2	1
PSH	Hawaii Island Home for Recovery, Inc.	HIHR - PSH 1	15	15	100%	0	0
PSH	Hawaii Island Home for Recovery, Inc.	HIHR - PSH 2	3	3	100%	0	1
PSH	Hawaii Island Home for Recovery, Inc.	HIHR - PSH 3	3	3	100%	0	0
PSH	Hawaii Island Home for Recovery, Inc.	HIHR - PSH 4	5	5	100%	0	0
PSH	HOPE Services Hawaii	HOPE - HPO NI Housing First	125	74	59%	51	16
PSH	HOPE Services Hawaii	HOPE - kukui Shelter Plus Care	111	48	43%	63	7
PSH	Kauai Economic Opportunity	KEO - Pa`a Hana PSH	4	4	100%	0	1
PSH	Maui AIDS Foundation	MAF - HOPWA PSH	29	NR	NR	NR	NR
PSH	Steadfast Housing Dev Corp	SHDC - Eha Shelter Plus Care	28	26	93%	2	3
PSH	Steadfast Housing Dev Corp	SHDC - Eono Shelter Plus Care	13	5	38%	8	0
PSH	Steadfast Housing Dev Corp	SHDC - Kaahale CoC Funded (Kauai)	5	5	100%	0	0
PSH	Steadfast Housing Dev Corp	SHDC - Kaulana CoC Funded (Maui)	5	5	100%	0	0
PSH	Steadfast Housing Dev Corp	SHDC - Kulalani CoC Funded (Maui)	6	6	100%	0	0
PSH	Subtotal Permanent Supportive Housing		449	316	70%	135	39
RRH	Catholic Charities Hawaii	CCH - HPO RRH Rapid Re-Housing (Kauai)	NA	31	NA	NA	0
RRH	Catholic Charities Hawaii	CCH - SHEG NI Rapid Rehousing	NA	39	NA	NA	2
RRH	Family Life Center	FLC - ESG Kauai Rapid Re-housing	NA	31	NA	NA	1
RRH	Family Life Center	FLC - ESG Maui Rapid Re-housing	NA	47	NA	NA	0
RRH	Family Life Center	FLC - HPO RRH Rapid Re-Housing	NA	22	NA	NA	2
RRH	Family Life Center	FLC - HPP Kauai Rapid Re-housing	NA	23	NA	NA	0
RRH	Family Life Center	FLC - HPP Maui Rapid Re-housing	NA	78	NA	NA	1
RRH	Family Life Center	FLC - Rental Assistance Program (RAP)	NA	5	NA	NA	0
RRH	HOPE Services Hawaii	HOPE - ESG Rapid Re-housing	NA	14	NA	NA	0
RRH	HOPE Services Hawaii	HOPE - HPO RRH Rapid Re-Housing	NA	132	NA	NA	3
RRH	HOPE Services Hawaii	HOPE - HPP Rapid Re-housing	NA	69	NA	NA	0
RRH	HOPE Services Hawaii	HOPE - New Start	NA	37	NA	NA	0
RRH	Kauai Economic Opportunity	KEO - ESG Rapid Re-housing	NA	49	NA	NA	3
RRH	U.S. Veterans Initiative	USVETS - SSVF Priority 1 Rapid Re-housing	NA	29	NA	NA	27
	Subtotal Rapid ReHousing		NA	606	NA	NA	39
	Total Emergency+Transitional		914	761	83%	195	34
	Total Permanent		449	316	70%	135	39
	TOTAL		1,363	1,077	79%	330	73

Outreach Program Count

Active as of April 30, 2018

Programs	CoC	Active Count	# Veterans
FLC - Maui Regions 1, 2, 3, 6 - Street Outreach (HPO)	BOS	93	6
FLC - Maui Regions 4, 5 - Street Outreach (HPO)	BOS	93	12
HOPE - Hawaii Regions 1, 8, 9, 10 - Street Outreach (HPO)	BOS	83	2
HOPE - Hawaii Regions 2, 3, 4, 5, 6, 7 - Street Outreach (HPO)	BOS	92	1
HOPE - PATH Street Outreach Program	BOS	32	1
KEO - Homeless Outreach Program (CLOSED)	BOS	12	0
KEO - Kauai All Regions - Street Outreach (HPO)	BOS	166	4
MHK - PATH Street Outreach Program	BOS	5	0
SARMY - Maui Homeless Outreach Program	BOS	30	1
ALEA - Street Outreach Program	Oahu	24	3
CARE - Care Hawaii AMHD Street Outreach Program	Oahu	2	1
CHOW - Oahu Region 1 - Street Outreach (HPO)	Oahu	33	3
CHOW - Oahu Region 6 - Street Outreach (HPO)	Oahu	3	0
HNP - Hale Na`au Pono AMHD Street Outreach Program	Oahu	1	0
IHS - AMHD Street Outreach Program	Oahu	2	1
IHS - Oahu Region 1 - Street Outreach (HPO)	Oahu	79	8
IHS - Oahu Region 2 - Street Outreach (HPO)	Oahu	169	14
IHS - Oahu Region 4 - Street Outreach (HPO)	Oahu	72	11
KPHC - Oahu Region 1 - Street Outreach (HPO)	Oahu	227	7
KPHC - Oahu Region 2 - Street Outreach (HPO)	Oahu	7	0
KPHC - Oahu Region 6 - Street Outreach (HPO)	Oahu	2	0
KPHC - PATH Street Outreach Program	Oahu	63	9
KWO - Oahu Region 7 - Street Outreach (HPO)	Oahu	97	1
LASH - SSVF Legal Services Program	Oahu	1	1
MHK - Oahu Activity Center Homeless Outreach Program	Oahu	21	4
NALO - Waimanalo Health Center Street Outreach	Oahu	24	0
USVETS - BP Oahu Region 3 - Street Outreach (HPO)	Oahu	80	12
USVETS - BP Oahu Region 5 - Street Outreach (HPO)	Oahu	92	12
WCCHC - Homeless Outreach Program	Oahu	347	11
TOTAL BY CONTINUUM (may be duplicated)	Oahu	1,346	98
TOTAL BY CONTINUUM (may be duplicated)	BOS	606	27
TOTAL STATEWIDE (may be duplicated)		1,952	125

Outreach Program Summary	Oahu	BOS	State
July 31, 2017	1,672	489	2,161
August 31, 2017	1,529	534	2,063
September 30, 2017	1,377	513	1,890
October 31, 2017	1,416	556	1,972
November 30, 2017	1,365	535	1,900
December 31, 2017	1,176	536	1,712
January 31, 2018	1,086	522	1,608
February 28, 2018	1,151	581	1,732
March 31, 2018	1,266	574	1,840
April 30, 2018	1,346	606	1,952

Consent to Share Data - VI SPDAT Assessments

April 2018

HMIS ORGANIZATION - HI 500	No	Yes	Grand Total	% Consent
Catholic Charities Hawaii	1	5	6	83%
Family Life Center	2	17	19	89%
Hawaii Affordable Properties, Inc.	0	1	1	100%
HOPE Services Hawaii, Inc.	0	32	32	100%
Ka Hale A Ke Ola, Inc	1	23	24	96%
Kauai Economic Opportunity	1	11	12	92%
Neighborhood Place of Kona/Friends of the Fut	0	1	1	100%
Neighborhood Place of Puna	0	2	2	100%
Women In Need	0	3	3	100%
	5	95	100	95%

Consent to Share Data - VI SPDAT Assessments

April 2018

HMIS ORGANIZATION - HI 501	No	Yes	Grand Total	% Consent
ALEA Bridge	0	1	1	100%
Catholic Charities Hawaii	3	8	11	73%
CHOW Project	1	6	7	86%
Department of Veterans Affairs	1	15	16	94%
Family Promise of Hawaii	0	1	1	100%
Gregory House Programs	1	3	4	75%
Hale Kipa	3	6	9	67%
HOPE Inc.	0	3	3	100%
Institute for Human Services	11	58	69	84%
Kalihi Palama Health Center	5	16	21	76%
Kealahou West Oahu	1	20	21	95%
Koolauloa Health Center	0	1	1	100%
Mental Health Kokua	0	8	8	100%
North Shore Mental Health	0	1	1	100%
Queens's Medical Center	0	1	1	100%
Residential Youth Services & Empowerment	1	6	7	86%
Salvation Army FSO	0	2	2	100%
Shelter of Wisdom	0	2	2	100%
USVETS	3	52	55	95%
Waianae Coast Comprehensive Health Center	1	4	5	80%
Waikiki Health	2	20	22	91%
Waimanalo Health Center	0	3	3	100%
Women In Need	1	2	3	67%
	34	239	273	88%

Summary	Nov-17	Dec-17	Jan-18	Feb-18	Mar-18	Apr-18
% Consent - HI 500	77%	85%	90%	86%	100%	95%
% Consent - HI 501	87%	80%	83%	89%	95%	88%
State Summary	84%	82%	83%	88%	96%	90%

Consent to Share Data - Statewide BNL Reports as of 5/01/18

Statewide Consent Summary by CES Program

CES Program	No	Yes	TOTAL	% Shared
Oahu Family	505	517	1022	51%
Oahu Singles	2048	2977	5025	59%
Hawaii Family	3	75	78	96%
Hawaii Singles	14	168	182	92%
Kauai Family	13	37	50	74%
Kauai Singles	16	109	125	87%
Maui Family	17	116	133	87%
Maui Singles	47	269	316	85%
TOTAL	2663	4268	6931	62%

Oahu	58%
Hawaii	93%
Kauai	83%
Maui	86%

Oahu Consent Summary by Priority Group

Family CES				
	No	Yes	TOTAL	% Shared
PSH P1	23	18	41	44%
PSH P2	18	32	50	64%
PSH P3	20	44	64	69%
PSH P4	46	87	133	65%
PSH P5	10	40	50	80%
RRH P1	48	41	89	46%
RRH P2	55	64	119	54%
RRH P3	110	151	261	58%
TH P3	56	18	74	24%
TH P4	18	3	21	14%
TH P5	0	0	0	
TH P6	101	19	120	16%
TOTAL	505	517	1022	51%

Singles CES				
	No	Yes	TOTAL	% Shared
PSH P1	39	384	423	91%
PSH P2	555	451	1006	45%
PSH P3	112	276	388	71%
PSH P4	237	353	590	60%
PSH P5	16	99	115	86%
RRH P1	287	358	645	56%
RRH P2	267	350	617	57%
RRH P3	164	328	492	67%
TH P3	134	164	298	55%
TH P4	101	102	203	50%
TH P5	136	112	248	45%
TH P6	0	0	0	
TOTAL	2048	2977	5025	59%

Hawaii Consent Summary by Priority Group

Family CES				
	No	Yes	TOTAL	% Shared
PSH P1	0	0	0	
PSH P2	0	2	2	100%
PSH P3	0	0	0	
RRH P1	1	4	5	80%
RRH P2	0	12	12	100%
RRH P3	1	24	25	96%
TH P3	1	29	30	97%
TH P4	0	0	0	
TH P5	0	0	0	
TH P6	0	4	4	100%
TOTAL	3	75	78	96%

Singles CES				
	No	Yes	TOTAL	% Shared
PSH P1	1	21	22	95%
PSH P2	3	25	28	89%
PSH P3	2	16	18	89%
RRH P1	0	12	12	100%
RRH P2	2	31	33	94%
RRH P3	4	21	25	84%
TH P3	0	41	41	100%
TH P4	0	0	0	
TH P5	0	0	0	
TH P6	2	1	3	33%
TOTAL	14	168	182	92%

Kauai Consent Summary by Priority Group

Family CES				
	No	Yes	TOTAL	% Shared
PSH P1	0	1	1	100%
PSH P2	0	1	1	100%
PSH P3	0	0	0	
RRH P1	3	3	6	50%
RRH P2	4	6	10	60%
RRH P3	5	17	22	77%
TH P3	0	7	7	100%
TH P4	0	0	0	
TH P5	0	0	0	
TH P6	1	2	3	67%
TOTAL	13	37	50	74%

Singles CES				
	No	Yes	TOTAL	% Shared
PSH P1	1	2	3	67%
PSH P2	0	7	7	100%
PSH P3	1	8	9	89%
RRH P1	4	20	24	83%
RRH P2	0	13	13	100%
RRH P3	3	16	19	84%
TH P3	4	32	36	89%
TH P4	1	4	5	80%
TH P5	0	0	0	
TH P6	2	7	9	78%
TOTAL	16	109	125	87%

Consent to Share Data - Statewide BNL Reports as of 5/01/18

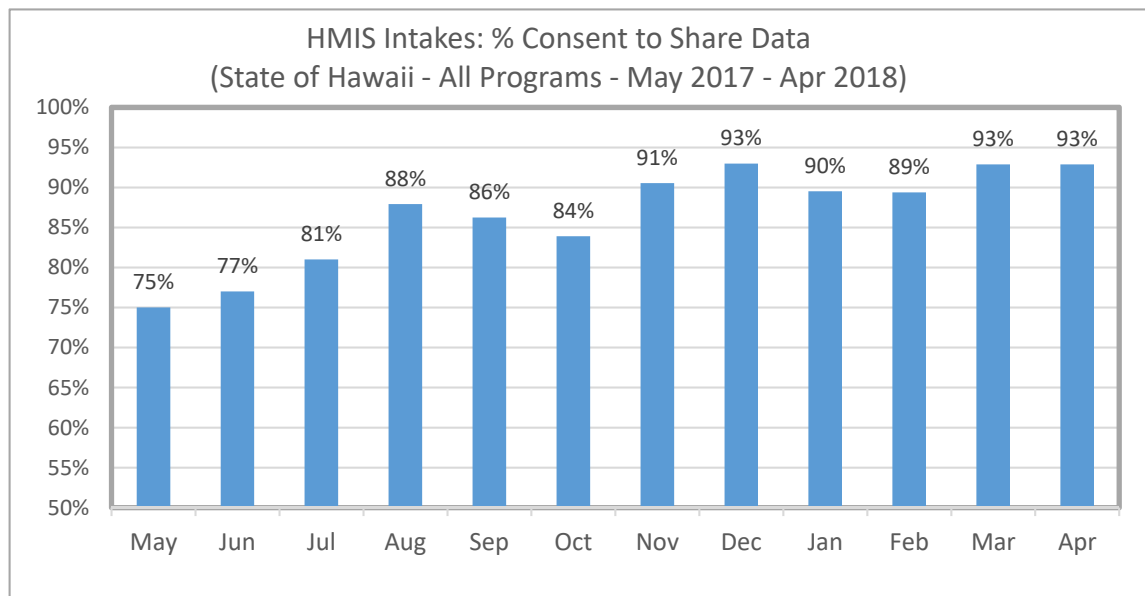
Maui Consent Summary by Priority Group

Family CES				
	No	Yes	TOTAL	% Shared
PSH P1	0	0	0	
PSH P2	0	1	1	100%
PSH P3	0	0	0	
RRH P1	2	5	7	71%
RRH P2	3	23	26	88%
RRH P3	5	52	57	91%
TH P3	4	24	28	86%
TH P4	3	1	4	25%
TH P5	0	0	0	
TH P6	0	10	10	100%
TOTAL	17	116	133	87%

Singles CES				
	No	Yes	TOTAL	% Shared
PSH P1	3	18	21	86%
PSH P2	5	17	22	77%
PSH P3	2	20	22	91%
RRH P1	4	30	34	88%
RRH P2	6	44	50	88%
RRH P3	3	40	43	93%
TH P3	17	62	79	78%
TH P4	3	13	16	81%
TH P5	0	1	1	100%
TH P6	4	24	28	86%
TOTAL	47	269	316	85%

**Consent to Share Data by Program Type
Adult Intakes During April 2018**

Program Types	No	Yes	Grand Total	% Consent
Emergency Shelter (ES)	14	358	372	96%
Homeless Outreach	43	241	284	85%
Homeless Prevention	8	122	130	94%
Permanent Supportive Housing (PSH) and PH	1	19	20	95%
Rapid Re-Housing (RRH)	3	145	148	98%
Services Only program		37	37	100%
Transitional Housing (TH)	3	97	100	97%
Grand Total	72	1,019	1,091	93%



**Consent to Share Data by Organization and Program
Adult Intakes During April 2018**

Organization/Program	No	Yes	Grand Total	% Consent
ALEA - Street Outreach Program	1	1	2	50%
Alternative Structures International	3	48	51	94%
ASI - HPO RRH Homeless Prevention		2	2	100%
ASI - HPO RRH Rapid Re-Housing		1	1	100%
ASI - Kauhale Kamaile		4	4	100%
ASI - Leeward CoC PSH		4	4	100%
ASI - Ohana Ola O Kahumana	2	21	23	91%
ASI - Ulu Ke Kukui (Villages of Maili)	1	16	17	94%
Catholic Charities Hawaii	9	100	109	92%
CCH - HPP Homeless Prevention	5	31	36	86%
CCH - HPP Rapid Re-housing	1	14	15	93%
CCH - Kakaako Family Assessment Center		12	12	100%
CCH - Ma'ili Land Transitional Housing		2	2	100%
CCH - SHEG NI Homelessness Prevention		10	10	100%

**Consent to Share Data by Organization and Program
Adult Intakes During April 2018**

Organization/Program	No	Yes	Grand Total	% Consent
CCH - SHEG NI Rapid Rehousing	1	10	11	91%
CCH - SHEG Oahu Homelessness Prevention	2	7	9	78%
CCH - SHEG Oahu Rapid Re-Housing		2	2	100%
CCH - SSVF Priority 1 Rapid Rehousing		12	12	100%
CHOW Project		9	9	100%
CHOW - Oahu Region 1 - Street Outreach (HPO)		8	8	100%
CHOW - Oahu Region 6 - Street Outreach (HPO)		1	1	100%
Family Life Center		106	106	100%
FLC - ESG Kauai Rapid Re-housing		5	5	100%
FLC - ESG Maui Rapid Re-housing		3	3	100%
FLC - Ho'olanani		5	5	100%
FLC - HPO RRH Rapid Re-Housing		1	1	100%
FLC - HPP Kauai Homelessness Prevention		1	1	100%
FLC - HPP Kauai Rapid Re-housing		3	3	100%
FLC - HPP Maui Homelessness Prevention		16	16	100%
FLC - HPP Maui Rapid Re-housing		4	4	100%
FLC - Maui Regions 1, 2, 3, 6 - Street Outreach (HPO)		24	24	100%
FLC - Maui Regions 4, 5 - Street Outreach (HPO)		43	43	100%
FLC - Rental Assistance Program (RAP)		1	1	100%
FPH - Windward Family Center		1	1	100%
Gregory House Programs		3	3	100%
GHP - Community Residential Program TH		1	1	100%
GHP - ESG Homeless Prevention		2	2	100%
HNO - Weinberg Village Waimanalo		6	6	100%
Honolulu Community Action Program		18	18	100%
HCAP - HPO RRH Homeless Prevention		2	2	100%
HCAP - HPO RRH Rapid Re-Housing		13	13	100%
HCAP - Kumuhonua		3	3	100%
HOPE Services Hawaii, Inc.		56	56	100%
HOPE - East Hawaii Emergency Mens Program ES		16	16	100%
HOPE - Hawaii Regions 1, 8, 9, 10 - Street Outreach (HPO)		2	2	100%
HOPE - Hawaii Regions 2, 3, 4, 5, 6, 7 - Street Outreach (HPO)		11	11	100%
HOPE - HPO NI Housing First		3	3	100%
HOPE - HPO RRH Rapid Re-Housing		4	4	100%
HOPE - HPP Homelessness Prevention		6	6	100%
HOPE - HPP Rapid Re-housing		1	1	100%
HOPE - Kiheipua		8	8	100%
HOPE - New Start		1	1	100%
HOPE - PATH Street Outreach Program		2	2	100%
HOPE - Wilder House		2	2	100%
HSI - Na Kolea Rooming House (TH for Working Singles)		4	4	100%
Institute for Human Services	12	215	227	95%
IHS - Behavioral Health ES	2	6	8	75%
IHS - City FY15 Housing First PSH		1	1	100%
IHS - ESG Homelessness Prevention		1	1	100%

**Consent to Share Data by Organization and Program
Adult Intakes During April 2018**

Organization/Program	No	Yes	Grand Total	% Consent
IHS - ESG Rapid Re-housing		5	5	100%
IHS - Hale Mauiola Program (Sand Island ES)	1	21	22	95%
IHS - HPO RRH Rapid Re-Housing		5	5	100%
IHS - Kaa`ahi Families ES	1	10	11	91%
IHS - Kaa`ahi Women's ES	1	26	27	96%
IHS - Oahu Region 1 - Street Outreach (HPO)		14	14	100%
IHS - Oahu Region 2 - Street Outreach (HPO)	1	14	15	93%
IHS - Oahu Region 4 - Street Outreach (HPO)		11	11	100%
IHS - SPC No Place Like Home		1	1	100%
IHS - Sumner Men's ES	3	89	92	97%
IHS - TBH Medical Respite (ES)	3	11	14	79%
Ka Hale A Ke Ola, Inc		76	76	100%
KHAKO - Central Emergency Shelter		43	43	100%
KHAKO - Central Transitional Housing		5	5	100%
KHAKO - Westside ES		26	26	100%
KHAKO - Westside TH		2	2	100%
Kalihi Palama Health Center	6	32	38	84%
KPHC - ESG Homelessness Prevention		4	4	100%
KPHC - ESG Rapid Re-housing		2	2	100%
KPHC - New Beginnings S+C Program	1	1	2	50%
KPHC - Oahu Region 1 - Street Outreach (HPO)	5	14	19	74%
KPHC - Oahu Region 6 - Street Outreach (HPO)		1	1	100%
KPHC - PATH Street Outreach Program		10	10	100%
Kauai Economic Opportunity	1	27	28	96%
KEO - Kauai All Regions - Street Outreach (HPO)	1	16	17	94%
KEO - Mana'olana Emergency		11	11	100%
Kealahou West Oahu	8	19	27	70%
KWO - Oahu Region 7 - Street Outreach (HPO)	7	9	16	56%
KWO - Onelau`ena Emergency Shelter	1	6	7	86%
KWO - Onemalu Transitional Housing		4	4	100%
LASH - HPO Legal Services Program		37	37	100%
MAF - HOPWA Formula STRMU	1		1	0%
Mental Health Kokua		12	12	100%
MHK - Oahu Activity Center Homeless Outreach Program		8	8	100%
MHK - PATH Street Outreach Program		3	3	100%
MHK - Safe Haven Permanent Supportive Housing		1	1	100%
Salvation Army FSO		4	4	100%
SARMY - FSO HPO RRH Homeless Prevention		2	2	100%
SARMY - FSO Pathway of Hope Transitional Housing		2	2	100%
SARMY - Maui Homeless Outreach Program	1		1	0%
Shelter of Wisdom		3	3	100%
SOW - Great Joy 3		2	2	100%
SOW - Hearts of Joy 2		1	1	100%
Steadfast Housing Development Corporation		5	5	100%
SHDC - Hale Ulu Pono TH		1	1	100%

**Consent to Share Data by Organization and Program
Adult Intakes During April 2018**

Organization/Program	No	Yes	Grand Total	% Consent
SHDC - Oahu Shelter Plus Care Program		4	4	100%
USVETS	4	186	190	98%
USVETS - BP Ewa HOPTel		1	1	100%
USVETS - BP GPD Bridge Housing		14	14	100%
USVETS - BP GPD Clinical Treatment		5	5	100%
USVETS - BP GPD Low Demand		3	3	100%
USVETS - BP Hilo HOPTel Program		4	4	100%
USVETS - BP Kauai HOPTel Program		2	2	100%
USVETS - BP Oahu Region 3 - Street Outreach (HPO)	1	15	16	94%
USVETS - BP Oahu Region 5 - Street Outreach (HPO)		21	21	100%
USVETS - BP Pearl City HOPTel		1	1	100%
USVETS - BP Pearl City Seniors HOPTel		1	1	100%
USVETS - BP Respite Beds Barbers Point		3	3	100%
USVETS - SSVF Priority 1 Homeless Prevention		9	9	100%
USVETS - SSVF Priority 1 Rapid Re-housing	1	37	38	97%
USVETS - WCC Emergency Shelter	1	17	18	94%
USVETS - WCC ESG Rapid Re-Housing 2017		13	13	100%
USVETS - WCC HOPTel	1	3	4	75%
USVETS - WCC HPO RRH Homeless Prevention		29	29	100%
USVETS - WCC HPO RRH Rapid Re-Housing		8	8	100%
WCCHC - Homeless Outreach Program	26	12	38	32%
WH - Next Step Emergency Shelter		32	32	100%
NALO - Waimanalo Health Center Street Outreach		1	1	100%
Women In Need		6	6	100%
WIN - Bridge To Success Halawa TH (formerly Waianae)		2	2	100%
WIN - Bridge To Success Kauai TH		4	4	100%
Grand Total	72	1019	1091	93%

**Consent to Share Data by Program Type
Active Adults During April 2018**

Program Types	No	Yes	Grand Total	% Consent
Emergency Shelter (ES)	68	1,533	1,601	96%
Homeless Outreach	404	1,552	1,956	79%
Homeless Prevention	84	702	786	89%
Permanent Supportive Housing (PSH)	505	808	1,313	62%
Rapid Re-Housing (RRH)	103	1,195	1,298	92%
Services Only program	9	222	231	96%
Transitional Housing (TH)	64	858	922	93%
Grand Total	1,237	6,870	8,107	85%

**Consent to Share Data by Organization and Program
Active Adults During April 2018**

Organization/Program	No	Yes	Grand Total	% Consent
ALEA Bridge	2	24	26	92%
ALEA - Street Outreach Program	2	24	26	92%
Alternative Structures International	33	372	405	92%
ASI - HPO RRH Homeless Prevention	1	18	19	95%
ASI - HPO RRH Rapid Re-Housing	6	78	84	93%
ASI - Kauhale Kamaile		13	13	100%
ASI - Leeward CoC PSH	1	16	17	94%
ASI - Ohana Ola O Kahumana	13	114	127	90%
ASI - Ulu Ke Kukui (Villages of Maili)	12	133	145	92%
CARE Hawaii		9	9	100%
CARE - Care Hawaii AMHD Services Only Program		1	1	100%
CARE - Care Hawaii AMHD Street Outreach Program		8	8	100%
Catholic Charities Hawaii	69	635	704	90%
CCH - HPO NI Housing First (Kauai)		8	8	100%
CCH - HPO RRH Homeless Prevention (Kauai)		2	2	100%
CCH - HPO RRH Rapid Re-Housing (Kauai)	1	14	15	93%
CCH - HPP Homeless Prevention	5	33	38	87%
CCH - HPP Rapid Re-housing	49	295	344	86%
CCH - Kakaako Family Assessment Center	6	30	36	83%
CCH - Ma'ili Land Transitional Housing		24	24	100%
CCH - SHEG NI Homelessness Prevention	1	69	70	99%
CCH - SHEG NI Rapid Rehousing	1	25	26	96%
CCH - SHEG Oahu Homelessness Prevention	2	53	55	96%
CCH - SHEG Oahu Rapid Re-Housing	1	16	17	94%
CCH - SSVF Priority 1 Homeless Prevention	1	15	16	94%
CCH - SSVF Priority 1 Rapid Rehousing	2	51	53	96%
CHOW Project		39	39	100%
CHOW - Oahu Region 1 - Street Outreach (HPO)		36	36	100%
CHOW - Oahu Region 6 - Street Outreach (HPO)		3	3	100%
Family Life Center	5	585	590	99%
FLC - ESG Kauai Rapid Re-housing	1	23	24	96%

**Consent to Share Data by Organization and Program
Active Adults During April 2018**

Organization/Program	No	Yes	Grand Total	% Consent
FLC - ESG Maui Rapid Re-housing		34	34	100%
FLC - Ho'olanani		11	11	100%
FLC - HPO NI Housing First		23	23	100%
FLC - HPO RRH Rapid Re-Housing		29	29	100%
FLC - HPP Kauai Homelessness Prevention		27	27	100%
FLC - HPP Kauai Rapid Re-housing		12	12	100%
FLC - HPP Maui Homelessness Prevention	3	90	93	97%
FLC - HPP Maui Rapid Re-housing	1	46	47	98%
FLC - Maui Regions 1, 2, 3, 6 - Street Outreach (HPO)		110	110	100%
FLC - Maui Regions 4, 5 - Street Outreach (HPO)		114	114	100%
FLC - Rental Assistance Program (RAP)		3	3	100%
FLC - S+C 1		2	2	100%
FLC - S+C 2		20	20	100%
FLC - S+C 3		9	9	100%
FLC - S+C 6 (Eha split)		25	25	100%
FLC - S+C 7		6	6	100%
FLC - S+C 8		1	1	100%
Family Promise of Hawaii		15	15	100%
FPH - Honolulu Family Center		8	8	100%
FPH - Windward Family Center		7	7	100%
Gregory House Programs	64	66	130	51%
GHP - Community Residential Program TH	3	12	15	80%
GHP - ESG Homeless Prevention		2	2	100%
GHP - ESG Rapid Re-Housing		2	2	100%
GHP - HOPWA Formula - PSH TBRA	19	8	27	30%
GHP - HOPWA Gregory House (Competitive TH)	4	7	11	64%
GHP - HOPWA SPNS - Competitive PSH TBRA	25	8	33	24%
GHP - SPC - CoC Program PSH TBRA	13	27	40	68%
Hale Kipa	1	6	7	86%
HKIPA - Apana Women's Shelter TLP	1	3	4	75%
HKIPA - Maka'aloa Men's TLP		3	3	100%
Hale Na'au Pono (Wai'anae Coast Community MHC)		2	2	100%
HNP - Hale Na'au Pono AMHD Street Outreach Program		2	2	100%
Hawaii Affordable Properties, Inc.		20	20	100%
HAP - Na Kahua Hale O Ulu Wini		20	20	100%
Hawaii Island Home for Recovery	6	36	42	86%
HIHR - PSH 1	6	9	15	60%
HIHR - PSH 2		3	3	100%
HIHR - PSH 3		3	3	100%
HIHR - PSH 4		5	5	100%
HIHR - Transitional Housing		16	16	100%
Holomua Na Ohana	3	47	50	94%
HNO - Weinberg Village Waimanalo	3	47	50	94%
Honolulu Community Action Program	5	101	106	95%
HCAP - HPO RRH Homeless Prevention		2	2	100%

Consent to Share Data by Organization and Program
Active Adults During April 2018

Organization/Program	No	Yes	Grand Total	% Consent
HCAP - HPO RRH Rapid Re-Housing		32	32	100%
HCAP - Kumuhonua	5	67	72	93%
Ho'omau Ke Ola		7	7	100%
HKO - Lahilahi		7	7	100%
HOPE Services Hawaii, Inc.	1	556	557	100%
HOPE - East Hawaii Emergency Mens Program ES		46	46	100%
HOPE - ESG Homelessness Prevention		7	7	100%
HOPE - ESG Rapid Re-housing		15	15	100%
HOPE - Hawaii Regions 1, 8, 9, 10 - Street Outreach (HPO)	1	47	48	98%
HOPE - Hawaii Regions 2, 3, 4, 5, 6, 7 - Street Outreach (HPO)		83	83	100%
HOPE - HPO NI Housing First		69	69	100%
HOPE - HPO RRH Homeless Prevention		4	4	100%
HOPE - HPO RRH Rapid Re-Housing		71	71	100%
HOPE - HPP Homelessness Prevention		27	27	100%
HOPE - HPP Rapid Re-housing		30	30	100%
HOPE - Kiheipua		32	32	100%
HOPE - Kukui S+C Program		43	43	100%
HOPE - Kuleana House		1	1	100%
HOPE - New Start		18	18	100%
HOPE - PATH Street Outreach Program		34	34	100%
HOPE - West Hawaii Emergency Housing Program		24	24	100%
HOPE - Wilder House		5	5	100%
Housing Solutions, Inc.	2	91	93	98%
HSI - Kulaokahua Apts (TH for the Elderly)		28	28	100%
HSI - Na Kolea Rooming House (TH for Working Singles)	2	63	65	97%
Institute for Human Services	266	1424	1690	84%
IHS - AMHD Street Outreach Program		2	2	100%
IHS - Behavioral Health ES	5	13	18	72%
IHS - City FY15 Housing First PSH	23	114	137	83%
IHS - ESG Homelessness Prevention	14	49	63	78%
IHS - ESG Rapid Re-housing	8	44	52	85%
IHS - Hale Mauliola Program (Sand Island ES)	2	92	94	98%
IHS - HOMES Clean & Sober	2	25	27	93%
IHS - HPO RRH Homeless Prevention		3	3	100%
IHS - HPO RRH Rapid Re-Housing	5	37	42	88%
IHS - HPP Homelessness Prevention	37	155	192	81%
IHS - HPP Rapid Re-housing	3	66	69	96%
IHS - Kaa`ahi Families ES	2	48	50	96%
IHS - Kaa`ahi Women's ES	3	90	93	97%
IHS - New PSH 2013 (CoC Funded)	15	16	31	52%
IHS - New Youth Rapid Re-Housing 2016 (NYRRH 2016)	1	8	9	89%
IHS - Oahu Region 1 - Street Outreach (HPO)	12	72	84	86%
IHS - Oahu Region 2 - Street Outreach (HPO)	19	175	194	90%
IHS - Oahu Region 4 - Street Outreach (HPO)	11	66	77	86%
IHS - RRH Bridge Funding (AUW FY2017)		1	1	100%

Consent to Share Data by Organization and Program
Active Adults During April 2018

Organization/Program	No	Yes	Grand Total	% Consent
IHS - SPC Home At Last 2010	65	13	78	17%
IHS - SPC Home Sweet Home	6	12	18	67%
IHS - SPC Home Sweet Home II	3	6	9	67%
IHS - SPC No Place Like Home	9	7	16	44%
IHS - Sumner Men's ES	16	285	301	95%
IHS - TBH Medical Respite (ES)	5	25	30	83%
Ka Hale A Ke Ola, Inc	5	294	299	98%
KHAKO - Central Emergency Shelter	3	165	168	98%
KHAKO - Central Transitional Housing		9	9	100%
KHAKO - Westside ES	2	104	106	98%
KHAKO - Westside TH		16	16	100%
Kalihi Palama Health Center	297	231	528	44%
KPHC - ESG Homelessness Prevention		19	19	100%
KPHC - ESG Rapid Re-housing	3	15	18	83%
KPHC - New Beginnings S+C Program	118	48	166	29%
KPHC - Oahu Region 1 - Street Outreach (HPO)	147	81	228	36%
KPHC - Oahu Region 2 - Street Outreach (HPO)	4	3	7	43%
KPHC - Oahu Region 6 - Street Outreach (HPO)	1	1	2	50%
KPHC - PATH Street Outreach Program	24	64	88	73%
Kauai Economic Opportunity	38	260	298	87%
KEO - ESG Homelessness Prevention	16	23	39	59%
KEO - ESG Rapid Re-housing	13	14	27	52%
KEO - Homeless Outreach Program (CLOSED)	1	11	12	92%
KEO - Kauai All Regions - Street Outreach (HPO)	3	123	126	98%
KEO - Kome Transitional Housing Program		2	2	100%
KEO - Komohana Group Home TH	1	2	3	67%
KEO - Lawehana Transitional Housing Program		2	2	100%
KEO - Lihue Court Transitional Housing		8	8	100%
KEO - Mana'olana Emergency	1	63	64	98%
KEO - Mana'olana Transitional Housing		11	11	100%
KEO - Pa`a Hana PSH	3	1	4	25%
Kealahou West Oahu	29	199	228	87%
KWO - Oahu Region 7 - Street Outreach (HPO)	13	44	57	77%
KWO - Onelau`ena Emergency Shelter	7	94	101	93%
KWO - Onemalu Transitional Housing	9	61	70	87%
Legal Aid Society of Hawaii	9	222	231	96%
LASH - HPO Legal Services Program	8	220	228	96%
LASH - Oahu SSO Program (CLOSED)	1	1	2	50%
LASH - SSVF Legal Services Program		1	1	100%
Maui AIDS Foundation	20		20	0%
MAF - HOPWA Formula - PSH TBRA	18		18	0%
MAF - HOPWA Formula STRMU	2		2	0%
Maui Youth Family Services	2		2	0%
MYFS - BCP Homeless Prevention Program	2		2	0%
Mental Health Kokua	4	50	54	93%

Consent to Share Data by Organization and Program
Active Adults During April 2018

Organization/Program	No	Yes	Grand Total	% Consent
MHK - Oahu Activity Center Homeless Outreach Program		22	22	100%
MHK - PATH Street Outreach Program		5	5	100%
MHK - Safe Haven Permanent Supportive Housing	4	23	27	85%
Salvation Army FSO	2	35	37	95%
SARMY - FSO HPO RRH Homeless Prevention		14	14	100%
SARMY - FSO HPO RRH Rapid Re-Housing	2	11	13	85%
SARMY - FSO Pathway of Hope Transitional Housing		10	10	100%
Salvation Army FTS	6	10	16	63%
SARMY - Ka Ohu Hou O Manoa FTS	6	10	16	63%
Salvation Army Maui	27	7	34	21%
SARMY - BEDS Program Maui (CLOSED)		2	2	100%
SARMY - Maui Homeless Outreach Program	27	5	32	16%
Salvation Army RHY (Big Island)	1		1	0%
SARMY - Big Island RHY TLP	1		1	0%
Shelter of Wisdom	9	56	65	86%
SOW - Great Joy 1	1	8	9	89%
SOW - Great Joy 2	1	7	8	88%
SOW - Great Joy 3	1	10	11	91%
SOW - Great Joy 4	1	5	6	83%
SOW - Hearts of Joy 1		2	2	100%
SOW - Hearts of Joy 2	1	13	14	93%
SOW - Streams of Joy 1	2	3	5	60%
SOW - Streams of Joy 2	2	8	10	80%
Steadfast Housing Development Corporation	131	105	236	44%
SHDC - Ahukini CoC Funded (Oahu)		4	4	100%
SHDC - Eha S+C	15	13	28	46%
SHDC - Eono S+C	1	4	5	80%
SHDC - Hale Ulu Pono TH		5	5	100%
SHDC - Kaahale CoC Funded (Kauai)	2	3	5	60%
SHDC - Kalaeloa (Headway House) CoC Funded (Oahu)	15	18	33	55%
SHDC - Kaukama CoC Funded PSH (Oahu)	1	2	3	67%
SHDC - Kaulana CoC Funded (Maui)	2	3	5	60%
SHDC - Komo Mai CoC Funded PSH (Oahu)	2	2	4	50%
SHDC - Kulalani CoC Funded (Maui)	5	1	6	17%
SHDC - Oahu Shelter Plus Care Program	88	50	138	36%
USVETS	64	932	996	94%
USVETS - BP Ewa HOPTEL		3	3	100%
USVETS - BP GPD Bridge Housing		39	39	100%
USVETS - BP GPD Clinical Treatment		38	38	100%
USVETS - BP GPD Low Demand	1	32	33	97%
USVETS - BP Hilo HOPTEL Program		9	9	100%
USVETS - BP HPO Housing First PSH	19	61	80	76%
USVETS - BP Kauai HOPTEL Program		7	7	100%
USVETS - BP Leeward PSH		5	5	100%
USVETS - BP Oahu Region 3 - Street Outreach (HPO)	5	83	88	94%

**Consent to Share Data by Organization and Program
Active Adults During April 2018**

Organization/Program	No	Yes	Grand Total	% Consent
USVETS - BP Oahu Region 5 - Street Outreach (HPO)	1	120	121	99%
USVETS - BP Pearl City HOPTTEL		5	5	100%
USVETS - BP Pearl City Seniors HOPTTEL		6	6	100%
USVETS - BP Permanent Supportive Housing CoC	5	6	11	55%
USVETS - BP PH2 CHAMPS VET FAMILIES	10	11	21	52%
USVETS - BP Respite Beds Barbers Point		9	9	100%
USVETS - SSVF Priority 1 Homeless Prevention		42	42	100%
USVETS - SSVF Priority 1 Rapid Re-housing	1	110	111	99%
USVETS - WCC Emergency Shelter	6	130	136	96%
USVETS - WCC ESG Homelessness Prevention		18	18	100%
USVETS - WCC ESG Rapid Re-housing	2	24	26	92%
USVETS - WCC ESG Rapid Re-Housing 2017	1	18	19	95%
USVETS - WCC HOPTTEL	1	7	8	88%
USVETS - WCC Housing First Increment II (City)	12	91	103	88%
USVETS - WCC HPO RRH Homeless Prevention		30	30	100%
USVETS - WCC HPO RRH Rapid Re-Housing		28	28	100%
Waianae Coast Comprehensive Health Center	132	195	327	60%
WCCHC - Homeless Outreach Program	132	195	327	60%
Waikiki Health		162	162	100%
WH - Next Step Emergency Shelter		162	162	100%
Waimanalo Health Center	1	18	19	95%
NALO - Waimanalo Health Center Street Outreach	1	18	19	95%
Women In Need	3	59	62	95%
WIN - Bridge To Success Halawa TH (formerly Waianae)	1	30	31	97%
WIN - Bridge To Success Kauai TH	1	17	18	94%
WIN - Family House Aiea TH	1	12	13	92%
Grand Total	1237	6870	8107	85%

**Length of Stay by Program Type - Statewide
Exits During April 2018**

Program Type	# Exits in April	Average Days to Exit
Emergency Shelter (ES)	422	102
Homeless Outreach	206	84
Homeless Prevention	91	200
Permanent Supportive Housing (PSH)	24	886
Rapid Re-Housing (RRH)	177	205
Services Only program	10	151
Transitional Housing (TH)	156	252
Grand Total	1086	163

**Length of Stay by County and Program Type
Exits During April 2018**

County/Program Type	# Exits in April	Average Days to Exit
Hawaii	129	150
Emergency Shelter (ES)	40	57
Homeless Outreach	37	133
Homeless Prevention	22	160
Permanent Supportive Housing (PSH)	5	994
Rapid Re-Housing (RRH)	21	144
Transitional Housing (TH)	4	167
Kauai	9	99
Emergency Shelter (ES)	4	94
Homeless Outreach	3	115
Transitional Housing (TH)	2	85
Maui	273	161
Emergency Shelter (ES)	94	165
Homeless Outreach	77	42
Homeless Prevention	27	252
Permanent Supportive Housing (PSH)	5	384
Rapid Re-Housing (RRH)	65	239
Transitional Housing (TH)	5	189
Oahu	675	167
Emergency Shelter (ES)	284	88
Homeless Outreach	89	98
Homeless Prevention	42	187
Permanent Supportive Housing (PSH)	14	1027
Rapid Re-Housing (RRH)	91	194
Services Only program	10	151
Transitional Housing (TH)	145	259
Grand Total	1086	163

**Length of Stay by Organization and Program
Exits During April 2018**

Organization/Program	# Exits in April	Average Days to Exit
ALEA Bridge	5	26
ALEA - Street Outreach Program	5	26
Alternative Structures International	94	264
ASI - Ohana Ola O Kahumana	49	281
ASI - Ulu Ke Kukui (Villages of Maili)	45	245
Catholic Charities Hawaii	107	206
CCH - HPP Rapid Re-housing	44	234
CCH - Kakaako Family Assessment Center	21	77
CCH - Ma'ili Land Transitional Housing	5	513
CCH - SHEG Oahu Homelessness Prevention	8	335
CCH - SSVF Priority 1 Homeless Prevention	3	191
CCH - SSVF Priority 1 Rapid Rehousing	15	176
CCH - SHEG Oahu Rapid Re-Housing	1	339
CCH - SHEG NI Homelessness Prevention	10	131
Family Life Center	170	162
FLC - ESG Maui Rapid Re-housing	14	257
FLC - Ho'olanani	4	39
FLC - HPO NI Housing First	1	179
FLC - HPO RRH Rapid Re-Housing	26	204
FLC - HPP Maui Homelessness Prevention	22	308
FLC - HPP Maui Rapid Re-housing	25	267
FLC - Maui Regions 1, 2, 3, 6 - Street Outreach (HPO)	29	66
FLC - Maui Regions 4, 5 - Street Outreach (HPO)	46	26
FLC - S+C 2	2	227
FLC - S+C 3	1	1246
Family Promise of Hawaii	5	53
FPH - Windward Family Center	5	53
Gregory House Programs	5	295
GHP - Community Residential Program TH	2	237
GHP - HOPWA Gregory House (Competitive TH)	2	140
GHP - HOPWA Formula - PSH TBRA	1	721
Hale Kipa	1	33
HKIPA - Apana Women's Shelter TLP	1	33
Hawaii Affordable Properties, Inc.	3	24
HAP - Na Kahua Hale O Ulu Wini	3	24
Hawaii Island Home for Recovery	1	595
HIHR - Transitional Housing	1	595
Holomua Na Ohana	7	48
HNO - Weinberg Village Waimanalo	7	48
Honolulu Community Action Program	10	202
HCAP - HPO RRH Rapid Re-Housing	5	160
HCAP - Kumuhonua	5	244
HOPE Services Hawaii, Inc.	111	156
HOPE - East Hawaii Emergency Mens Program ES	17	26
HOPE - ESG Rapid Re-housing	1	197

**Length of Stay by Organization and Program
Exits During April 2018**

Organization/Program	# Exits in April	Average Days to Exit
HOPE - Hawaii Regions 1, 8, 9, 10 - Street Outreach (HPO)	7	101
HOPE - Hawaii Regions 2, 3, 4, 5, 6, 7 - Street Outreach (HPO)	23	136
HOPE - HPO NI Housing First	3	345
HOPE - HPO RRH Rapid Re-Housing	5	134
HOPE - HPP Rapid Re-housing	5	155
HOPE - Kiheipua	6	85
HOPE - Kukui S+C Program	2	1967
HOPE - PATH Street Outreach Program	7	157
HOPE - West Hawaii Emergency Housing Program	13	92
HOPE - ESG Homelessness Prevention	10	192
HOPE - HPP Homelessness Prevention	2	154
HOPE - New Start	10	139
Housing Solutions, Inc.	7	285
HSI - Na Kolea Rooming House (TH for Working Singles)	7	285
Institute for Human Services	205	106
IHS - Behavioral Health ES	4	35
IHS - City FY15 Housing First PSH	3	354
IHS - ESG Homelessness Prevention	5	309
IHS - ESG Rapid Re-housing	1	342
IHS - HPP Homelessness Prevention	16	167
IHS - Kaa`ahi Families ES	38	83
IHS - Kaa`ahi Women's ES	26	61
IHS - Oahu Region 2 - Street Outreach (HPO)	2	64
IHS - Oahu Region 4 - Street Outreach (HPO)	2	63
IHS - Sumner Men's ES	52	53
IHS - TBH Medical Respite (ES)	15	34
IHS - SPC Home At Last 2010	1	425
IHS - New PSH 2013 (CoC Funded)	1	1177
IHS - Hale Mauiola Program (Sand Island ES)	24	155
IHS - HPO RRH Rapid Re-Housing	1	52
IHS - HPP Rapid Re-housing	10	178
IHS - Oahu Region 1 - Street Outreach (HPO)	4	107
Ka Hale A Ke Ola, Inc	93	110
KHAKO - Central Emergency Shelter	55	110
KHAKO - Central Transitional Housing	3	179
KHAKO - Westside ES	33	98
KHAKO - Westside TH	2	204
Kalihi Palama Health Center	20	329
KPHC - New Beginnings S+C Program	3	1632
KPHC - Oahu Region 1 - Street Outreach (HPO)	2	140
KPHC - PATH Street Outreach Program	15	94
Kauai Economic Opportunity	7	95
KEO - Mana'olana Emergency	2	77
KEO - Mana'olana Transitional Housing	2	85
KEO - Kauai All Regions - Street Outreach (HPO)	3	115

**Length of Stay by Organization and Program
Exits During April 2018**

Organization/Program	# Exits in April	Average Days to Exit
Kealahou West Oahu	38	122
KWO - Onelau`ena Emergency Shelter	3	158
KWO - Oahu Region 7 - Street Outreach (HPO)	35	119
Legal Aid Society of Hawaii	10	151
LASH - HPO Legal Services Program	10	151
Mental Health Kokua	1	358
MHK - Safe Haven Permanent Supportive Housing	1	358
Salvation Army Maui	4	1553
SARMY - Maui Homeless Outreach Program	2	72
SARMY - BEDS Program Maui (CLOSED)	2	3034
Shelter of Wisdom	3	373
SOW - Great Joy 3	2	296
SOW - Hearts of Joy 2	1	528
Steadfast Housing Development Corporation	4	1185
SHDC - Eha S+C	1	41
SHDC - Kalaeloa (Headway House) CoC Funded (Oahu)	1	981
SHDC - Oahu Shelter Plus Care Program	2	1858
USVETS	140	113
USVETS - BP Ewa HOPTel	2	101
USVETS - BP GPD Bridge Housing	4	361
USVETS - BP GPD Clinical Treatment	8	218
USVETS - BP GPD Low Demand	8	304
USVETS - BP Hilo HOPTel Program	4	37
USVETS - BP Kauai HOPTel Program	2	110
USVETS - BP Oahu Region 3 - Street Outreach (HPO)	7	38
USVETS - BP Oahu Region 5 - Street Outreach (HPO)	13	66
USVETS - BP Pearl City Seniors HOPTel	1	51
USVETS - BP Respite Beds Barbers Point	2	31
USVETS - SSVF Priority 1 Homeless Prevention	10	40
USVETS - SSVF Priority 1 Rapid Re-housing	9	85
USVETS - WCC Emergency Shelter	56	97
USVETS - WCC HOPTel	3	21
USVETS - WCC HPO RRH Rapid Re-Housing	5	125
USVETS - SSVF Priority 2 Homeless Prevention	5	1
USVETS - BP PH2 CHAMPS VET FAMILIES	1	1046
Waianae Coast Comprehensive Health Center	4	236
WCCHC - Homeless Outreach Program	4	236
Waikiki Health	29	130
WH - Next Step Emergency Shelter	29	130
Women In Need	2	87
WIN - Bridge To Success Halawa TH (formerly Waianae)	1	16
WIN - Family House Aiea TH	1	157
Grand Total	1086	163

Timeliness Report - April 2018 (Intakes)

Date Range: 4/1/2018 - 4/30/2018

Average Days Taken to Input Enrollments (clients enrolled during reporting period)		Clients Enrolled	Avg Days to Input
Program Name	Program Type		
Hawaii County VI SPDAT v2 Family	Coordinated Assessment	42	4.02
Hawaii County VI SPDAT v2 Individual	Coordinated Assessment	28	2.54
Kauai County VI SPDAT v2 Family	Coordinated Assessment	13	5.38
Kauai County VI SPDAT v2 Individual	Coordinated Assessment	19	2.32
Maui County VI SPDAT v2 Family	Coordinated Assessment	42	1.26
Maui County VI SPDAT v2 Individual	Coordinated Assessment	35	3.49
Maui County VI SPDAT v2 TAY	Coordinated Assessment	1	2.00
Oahu County VI SPDAT v2 Family	Coordinated Assessment	243	1.33
Oahu County VI SPDAT v2 Individual	Coordinated Assessment	191	2.59
Oahu County VI SPDAT v2 TAY	Coordinated Assessment	24	0.25
CCH - Kakaako Family Assessment Center	Emergency Shelter (ES)	25	3.20
FLC - Ho'olanani	Emergency Shelter (ES)	10	0.00
FPH - Windward Family Center	Emergency Shelter (ES)	3	9.00
HOPE - East Hawaii Emergency Mens Program ES	Emergency Shelter (ES)	16	0.06
HOPE - Kiheipua	Emergency Shelter (ES)	13	0.77
IHS - Behavioral Health ES	Emergency Shelter (ES)	8	0.00
IHS - Hale Mauliola Program (Sand Island ES)	Emergency Shelter (ES)	22	1.95
IHS - Kaa`ahi Families ES	Emergency Shelter (ES)	34	2.74
IHS - Kaa`ahi Women's ES	Emergency Shelter (ES)	29	0.41
IHS - Sumner Men's ES	Emergency Shelter (ES)	92	8.73
IHS - TBH Medical Respite (ES)	Emergency Shelter (ES)	14	1.93
KEO - Mana'olana Emergency	Emergency Shelter (ES)	11	0.09
KHAKO - Central Emergency Shelter	Emergency Shelter (ES)	66	0.00
KHAKO - Westside ES	Emergency Shelter (ES)	32	0.09
KWO - Onelau`ena Emergency Shelter	Emergency Shelter (ES)	13	17.00
SOW - Great Joy 3	Emergency Shelter (ES)	2	10.00
SOW - Hearts of Joy 2	Emergency Shelter (ES)	1	0.00
USVETS - BP Ewa HOPTEL	Emergency Shelter (ES)	1	0.00
USVETS - BP Hilo HOPTEL Program	Emergency Shelter (ES)	4	0.25
USVETS - BP Kauai HOPTEL Program	Emergency Shelter (ES)	2	0.50
USVETS - BP Pearl City HOPTEL	Emergency Shelter (ES)	1	0.00
USVETS - BP Pearl City Seniors HOPTEL	Emergency Shelter (ES)	1	0.00
USVETS - BP Respite Beds Barbers Point	Emergency Shelter (ES)	3	0.33
USVETS - WCC Emergency Shelter	Emergency Shelter (ES)	21	3.10
USVETS - WCC HOPTEL	Emergency Shelter (ES)	4	22.75
WH - Next Step Emergency Shelter	Emergency Shelter (ES)	32	1.03
ASI - HPO RRH Homeless Prevention	Homelessness Prevention	2	3.00
CCH - HPP Homeless Prevention	Homelessness Prevention	67	0.85
CCH - SHEG NI Homelessness Prevention	Homelessness Prevention	22	7.50
CCH - SHEG Oahu Homelessness Prevention	Homelessness Prevention	19	0.68
FLC - HPP Kauai Homelessness Prevention	Homelessness Prevention	3	0.00
FLC - HPP Maui Homelessness Prevention	Homelessness Prevention	35	0.77
GHP - ESG Homeless Prevention	Homelessness Prevention	2	0.00
HCAP - HPO RRH Homeless Prevention	Homelessness Prevention	6	17.00
HOPE - HPP Homelessness Prevention	Homelessness Prevention	15	3.80
IHS - ESG Homelessness Prevention	Homelessness Prevention	6	3.00
KPHC - ESG Homelessness Prevention	Homelessness Prevention	11	0.45
MAF - HOPWA Formula STRMU	Homelessness Prevention	1	0.00
SARMY - FSO HPO RRH Homeless Prevention	Homelessness Prevention	6	0.00
USVETS - SSVF Priority 1 Homeless Prevention	Homelessness Prevention	12	1.67
USVETS - SSVF Priority 2 Homeless Prevention	Homelessness Prevention	4	0.00
USVETS - WCC HPO RRH Homeless Prevention	Homelessness Prevention	70	2.74
ASI - Kauhale Kamaile	PH – Housing Only	8	39.50
ASI - Leeward CoC PSH	PH - Permanent Supportive Housing	9	1.89
HOPE - HPO NI Housing First	PH - Permanent Supportive Housing	3	7.33
IHS - City FY15 Housing First PSH	PH - Permanent Supportive Housing	1	16.00
IHS - SPC No Place Like Home	PH - Permanent Supportive Housing	1	1.00

Timeliness Report - April 2018 (Intakes)

Date Range: 4/1/2018 - 4/30/2018

Average Days Taken to Input Enrollments (clients enrolled during reporting period)			
Program Name	Program Type	Clients Enrolled	Avg Days to Input
KPHC - New Beginnings S+C Program	PH - Permanent Supportive Housing	2	4.00
MHK - Safe Haven Permanent Supportive Housing	PH - Permanent Supportive Housing	1	7.00
SHDC - Oahu Shelter Plus Care Program	PH - Permanent Supportive Housing	4	1.00
ASI - HPO RRH Rapid Re-Housing	PH - Rapid Re-Housing	2	34.00
CCH - HPP Rapid Re-housing	PH - Rapid Re-Housing	36	1.22
CCH - SHEG NI Rapid Rehousing	PH - Rapid Re-Housing	13	0.23
CCH - SHEG Oahu Rapid Re-Housing	PH - Rapid Re-Housing	6	1.67
CCH - SSVF Priority 1 Rapid Rehousing	PH - Rapid Re-Housing	16	0.75
FLC - ESG Kauai Rapid Re-housing	PH - Rapid Re-Housing	8	0.00
FLC - ESG Maui Rapid Re-housing	PH - Rapid Re-Housing	4	2.50
FLC - HPO RRH Rapid Re-Housing	PH - Rapid Re-Housing	9	0.67
FLC - HPP Kauai Rapid Re-housing	PH - Rapid Re-Housing	8	1.00
FLC - HPP Maui Rapid Re-housing	PH - Rapid Re-Housing	9	1.11
FLC - Rental Assistance Program (RAP)	PH - Rapid Re-Housing	3	25.00
HCAP - HPO RRH Rapid Re-Housing	PH - Rapid Re-Housing	14	1.29
HOPE - HPO RRH Rapid Re-Housing	PH - Rapid Re-Housing	6	9.50
HOPE - HPP Rapid Re-housing	PH - Rapid Re-Housing	7	11.43
HOPE - New Start	PH - Rapid Re-Housing	1	14.00
IHS - ESG Rapid Re-housing	PH - Rapid Re-Housing	9	0.89
IHS - HPO RRH Rapid Re-Housing	PH - Rapid Re-Housing	7	0.00
KPHC - ESG Rapid Re-housing	PH - Rapid Re-Housing	2	1.00
USVETS - SSVF Priority 1 Rapid Re-housing	PH - Rapid Re-Housing	46	7.57
USVETS - WCC ESG Rapid Re-Housing 2017	PH - Rapid Re-Housing	28	1.43
USVETS - WCC HPO RRH Rapid Re-Housing	PH - Rapid Re-Housing	13	0.46
LASH - HPO Legal Services Program	Services Only	39	0.23
ALEA - Street Outreach Program	Street Outreach	2	4.00
CHOW - Oahu Region 1 - Street Outreach (HPO)	Street Outreach	8	1.13
CHOW - Oahu Region 6 - Street Outreach (HPO)	Street Outreach	1	1.00
FLC - Maui Regions 1, 2, 3, 6 - Street Outreach (HPO)	Street Outreach	29	0.52
FLC - Maui Regions 4, 5 - Street Outreach (HPO)	Street Outreach	60	1.33
HOPE - Hawaii Regions 1, 8, 9, 10 - Street Outreach (HPO)	Street Outreach	6	0.67
HOPE - Hawaii Regions 2, 3, 4, 5, 6, 7 - Street Outreach (HPO)	Street Outreach	18	6.22
HOPE - PATH Street Outreach Program	Street Outreach	2	4.00
IHS - Oahu Region 1 - Street Outreach (HPO)	Street Outreach	14	2.36
IHS - Oahu Region 2 - Street Outreach (HPO)	Street Outreach	15	3.20
IHS - Oahu Region 4 - Street Outreach (HPO)	Street Outreach	11	9.27
KEO - Kauai All Regions - Street Outreach (HPO)	Street Outreach	27	2.48
KPHC - Oahu Region 1 - Street Outreach (HPO)	Street Outreach	19	0.95
KPHC - Oahu Region 6 - Street Outreach (HPO)	Street Outreach	1	1.00
KPHC - PATH Street Outreach Program	Street Outreach	10	1.20
KWO - Oahu Region 7 - Street Outreach (HPO)	Street Outreach	32	7.09
MHK - Oahu Activity Center Homeless Outreach Program	Street Outreach	8	0.00
MHK - PATH Street Outreach Program	Street Outreach	3	1.67
NALO - Waimanalo Health Center Street Outreach	Street Outreach	1	1.00
SARMY - Maui Homeless Outreach Program	Street Outreach	1	0.00
USVETS - BP Oahu Region 3 - Street Outreach (HPO)	Street Outreach	24	2.96
USVETS - BP Oahu Region 5 - Street Outreach (HPO)	Street Outreach	21	16.14
WCCHC - Homeless Outreach Program	Street Outreach	39	2.59
ASI - Ohana Ola O Kahumana	Transitional Housing (TH)	55	4.82
ASI - Ulu Ke Kukui (Villages of Maili)	Transitional Housing (TH)	47	0.70
CCH - Ma'ili Land Transitional Housing	Transitional Housing (TH)	11	0.00
GHP - Community Residential Program TH	Transitional Housing (TH)	1	0.00
HCAP - Kumuhonua	Transitional Housing (TH)	3	0.67
HNO - Weinberg Village Waimanalo	Transitional Housing (TH)	13	0.31
HOPE - Wilder House	Transitional Housing (TH)	6	0.00
HSI - Na Kolea Rooming House (TH for Working Singles)	Transitional Housing (TH)	4	0.00
KHAKO - Central Transitional Housing	Transitional Housing (TH)	15	7.87

Timeliness Report - April 2018 (Intakes)

Date Range: 4/1/2018 - 4/30/2018

Average Days Taken to Input Enrollments (clients enrolled during reporting period)			
Program Name	Program Type	Clients Enrolled	Avg Days to Input
KHAKO - Westside TH	Transitional Housing (TH)	5	0.00
KWO - Onemalu Transitional Housing	Transitional Housing (TH)	9	8.33
SARMY - FSO Pathway of Hope Transitional Housing	Transitional Housing (TH)	3	3.67
SHDC - Hale Ulu Pono TH	Transitional Housing (TH)	1	0.00
USVETS - BP GPD Bridge Housing	Transitional Housing (TH)	14	0.64
USVETS - BP GPD Clinical Treatment	Transitional Housing (TH)	5	0.00
USVETS - BP GPD Low Demand	Transitional Housing (TH)	3	0.00
WIN - Bridge To Success Halawa TH (formerly Waianae)	Transitional Housing (TH)	2	0.00
WIN - Bridge To Success Kauai TH	Transitional Housing (TH)	4	2.00
Aggregates		2247	2.92

Timeliness Report - April 2018 (Exits)

Date Range: 4/1/2018 - 4/30/2018

Average Days Taken to Exit Enrollments (clients exited during reporting period)		Total Exited	Avg Days to
Program Name	Program Type	Clients	Exit
Hawaii County VI SPDAT v2 Family	Coordinated Assessment	38	2.76
Hawaii County VI SPDAT v2 Individual	Coordinated Assessment	35	2.17
Kauai County VI SPDAT v2 Family	Coordinated Assessment	6	0.00
Maui County VI SPDAT v2 Family	Coordinated Assessment	49	4.39
Maui County VI SPDAT v2 Individual	Coordinated Assessment	17	2.18
Oahu County VI SPDAT v1 Family (CLOSED)	Coordinated Assessment	4	0.00
Oahu County VI SPDAT v1 Individual (CLOSED)	Coordinated Assessment	3	0.00
Oahu County VI SPDAT v2 Family	Coordinated Assessment	189	7.49
Oahu County VI SPDAT v2 Individual	Coordinated Assessment	145	13.03
CCH - Kakaako Family Assessment Center	Emergency Shelter (ES)	21	3.19
FLC - Ho'olanani	Emergency Shelter (ES)	4	0.00
FPH - Windward Family Center	Emergency Shelter (ES)	5	0.00
HOPE - East Hawaii Emergency Mens Program ES	Emergency Shelter (ES)	17	0.00
HOPE - Kiheipua	Emergency Shelter (ES)	6	0.00
HOPE - West Hawaii Emergency Housing Program	Emergency Shelter (ES)	13	0.46
IHS - Behavioral Health ES	Emergency Shelter (ES)	4	0.25
IHS - Hale Mauliola Program (Sand Island ES)	Emergency Shelter (ES)	24	0.79
IHS - Kaa`ahi Families ES	Emergency Shelter (ES)	37	1.94
IHS - Kaa`ahi Women's ES	Emergency Shelter (ES)	26	0.00
IHS - Sumner Men's ES	Emergency Shelter (ES)	52	13.58
IHS - TBH Medical Respite (ES)	Emergency Shelter (ES)	15	1.67
KEO - Mana'olana Emergency	Emergency Shelter (ES)	2	0.00
KHAKO - Central Emergency Shelter	Emergency Shelter (ES)	54	1.80
KHAKO - Westside ES	Emergency Shelter (ES)	32	0.88
KWO - Onelau`ena Emergency Shelter	Emergency Shelter (ES)	3	25.00
SARMY - BEDS Program Maui (CLOSED)	Emergency Shelter (ES)	2	0.00
SOW - Great Joy 3	Emergency Shelter (ES)	2	5.00
SOW - Hearts of Joy 2	Emergency Shelter (ES)	1	7.00
USVETS - BP Ewa HOPTel	Emergency Shelter (ES)	2	0.00
USVETS - BP Hilo HOPTel Program	Emergency Shelter (ES)	4	1.00
USVETS - BP Kauai HOPTel Program	Emergency Shelter (ES)	2	0.00
USVETS - BP Pearl City Seniors HOPTel	Emergency Shelter (ES)	1	0.00
USVETS - BP Respite Beds Barbers Point	Emergency Shelter (ES)	2	0.00
USVETS - WCC Emergency Shelter	Emergency Shelter (ES)	54	1.67
USVETS - WCC HOPTel	Emergency Shelter (ES)	3	7.33
WH - Next Step Emergency Shelter	Emergency Shelter (ES)	29	2.17
CCH - SHEG NI Homelessness Prevention	Homelessness Prevention	10	9.30
CCH - SHEG Oahu Homelessness Prevention	Homelessness Prevention	8	0.00
CCH - SSVF Priority 1 Homeless Prevention	Homelessness Prevention	3	6.67
FLC - HPP Maui Homelessness Prevention	Homelessness Prevention	22	0.00
HOPE - ESG Homelessness Prevention	Homelessness Prevention	10	0.40
HOPE - HPP Homelessness Prevention	Homelessness Prevention	2	0.00
IHS - ESG Homelessness Prevention	Homelessness Prevention	5	4.80
IHS - HPP Homelessness Prevention	Homelessness Prevention	17	4.71
USVETS - SSVF Priority 1 Homeless Prevention	Homelessness Prevention	10	18.80
USVETS - SSVF Priority 2 Homeless Prevention	Homelessness Prevention	5	2.00
FLC - HPO NI Housing First	PH - Permanent Supportive Housing	1	14.00
FLC - S+C 2	PH - Permanent Supportive Housing	2	6.00
FLC - S+C 3	PH - Permanent Supportive Housing	1	6.00
GHP - HOPWA Formula - PSH TBRA	PH - Permanent Supportive Housing	1	1.00
HOPE - HPO NI Housing First	PH - Permanent Supportive Housing	3	6.00
HOPE - Kukui S+C Program	PH - Permanent Supportive Housing	2	6.00
IHS - City FY15 Housing First PSH	PH - Permanent Supportive Housing	3	5.00
IHS - New PSH 2013 (CoC Funded)	PH - Permanent Supportive Housing	1	4.00

Timeliness Report - April 2018 (Exits)

Date Range: 4/1/2018 - 4/30/2018

Average Days Taken to Exit Enrollments (clients exited during reporting period)		Total Exited Clients	Avg Days to Exit
Program Name	Program Type		
IHS - SPC Home At Last 2010	PH - Permanent Supportive Housing	1	11.00
KPHC - New Beginnings S+C Program	PH - Permanent Supportive Housing	3	10.67
MHK - Safe Haven Permanent Supportive Housing	PH - Permanent Supportive Housing	1	7.00
SHDC - Eha S+C	PH - Permanent Supportive Housing	1	0.00
SHDC - Kalaeloa (Headway House) CoC Funded (Oahu)	PH - Permanent Supportive Housing	1	7.00
SHDC - Oahu Shelter Plus Care Program	PH - Permanent Supportive Housing	2	0.50
USVETS - BP PH2 CHAMPS VET FAMILIES	PH - Permanent Supportive Housing	1	1.00
CCH - HPP Rapid Re-housing	PH - Rapid Re-Housing	44	4.27
CCH - SHEG Oahu Rapid Re-Housing	PH - Rapid Re-Housing	1	0.00
CCH - SSVF Priority 1 Rapid Rehousing	PH - Rapid Re-Housing	15	0.00
FLC - ESG Maui Rapid Re-housing	PH - Rapid Re-Housing	14	0.14
FLC - HPO RRH Rapid Re-Housing	PH - Rapid Re-Housing	26	0.12
FLC - HPP Maui Rapid Re-housing	PH - Rapid Re-Housing	25	0.16
HCAP - HPO RRH Rapid Re-Housing	PH - Rapid Re-Housing	5	0.00
HOPE - ESG Rapid Re-housing	PH - Rapid Re-Housing	1	0.00
HOPE - HPO RRH Rapid Re-Housing	PH - Rapid Re-Housing	5	3.60
HOPE - HPP Rapid Re-housing	PH - Rapid Re-Housing	5	10.00
HOPE - New Start	PH - Rapid Re-Housing	10	2.00
IHS - ESG Rapid Re-housing	PH - Rapid Re-Housing	1	0.00
IHS - HPO RRH Rapid Re-Housing	PH - Rapid Re-Housing	1	34.00
IHS - HPP Rapid Re-housing	PH - Rapid Re-Housing	10	22.30
USVETS - SSVF Priority 1 Rapid Re-housing	PH - Rapid Re-Housing	9	6.44
USVETS - WCC HPO RRH Rapid Re-Housing	PH - Rapid Re-Housing	5	19.20
LASH - HPO Legal Services Program	Services Only	10	1.10
LASH - Oahu SSO Program (CLOSED)	Services Only	2	0.00
ALEA - Street Outreach Program	Street Outreach	5	4.00
CARE - Care Hawaii AMHD Street Outreach Program	Street Outreach	6	0.17
CHOW - Oahu Region 1 - Street Outreach (HPO)	Street Outreach	9	0.00
FLC - Maui Regions 1, 2, 3, 6 - Street Outreach (HPO)	Street Outreach	28	0.21
FLC - Maui Regions 4, 5 - Street Outreach (HPO)	Street Outreach	49	0.04
HNP - Hale Na`au Pono AMHD Street Outreach Program	Street Outreach	1	0.00
HOPE - Hawaii Regions 1, 8, 9, 10 - Street Outreach (HPO)	Street Outreach	7	0.71
HOPE - Hawaii Regions 2, 3, 4, 5, 6, 7 - Street Outreach (HPO)	Street Outreach	22	0.23
HOPE - PATH Street Outreach Program	Street Outreach	7	8.57
IHS - Oahu Region 1 - Street Outreach (HPO)	Street Outreach	8	0.00
IHS - Oahu Region 2 - Street Outreach (HPO)	Street Outreach	27	0.15
IHS - Oahu Region 4 - Street Outreach (HPO)	Street Outreach	7	5.43
KEO - Homeless Outreach Program (CLOSED)	Street Outreach	14	0.00
KEO - Kauai All Regions - Street Outreach (HPO)	Street Outreach	9	1.00
KPHC - Oahu Region 1 - Street Outreach (HPO)	Street Outreach	3	19.67
KPHC - PATH Street Outreach Program	Street Outreach	28	0.11
KWO - Oahu Region 7 - Street Outreach (HPO)	Street Outreach	70	6.36
MHK - Oahu Activity Center Homeless Outreach Program	Street Outreach	2	0.00
SARMY - Maui Homeless Outreach Program	Street Outreach	1	0.00
USVETS - BP Oahu Region 3 - Street Outreach (HPO)	Street Outreach	7	4.71
USVETS - BP Oahu Region 5 - Street Outreach (HPO)	Street Outreach	15	18.00
WCCHC - Homeless Outreach Program	Street Outreach	4	0.00
ASI - Ohana Ola O Kahumana	Transitional Housing (TH)	49	3.55
ASI - Ulu Ke Kukui (Villages of Maili)	Transitional Housing (TH)	45	14.96
CCH - Ma'ili Land Transitional Housing	Transitional Housing (TH)	6	5.33
GHP - Community Residential Program TH	Transitional Housing (TH)	2	6.50
GHP - HOPWA Gregory House (Competitive TH)	Transitional Housing (TH)	2	3.50
HAP - Na Kahua Hale O Ulu Wini	Transitional Housing (TH)	3	0.00
HCAP - Kumuhonua	Transitional Housing (TH)	5	1.40

Timeliness Report - April 2018 (Exits)

Date Range: 4/1/2018 - 4/30/2018

Average Days Taken to Exit Enrollments (clients exited during reporting period)		Total Exited Clients	Avg Days to Exit
Program Name	Program Type		
HIHR - Transitional Housing	Transitional Housing (TH)	1	0.00
HKIPA - Apaa Women's Shelter TLP	Transitional Housing (TH)	1	20.00
HNO - Weinberg Village Waimanalo	Transitional Housing (TH)	7	0.86
HSI - Na Kolea Rooming House (TH for Working Singles)	Transitional Housing (TH)	7	0.57
KEO - Mana'olana Transitional Housing	Transitional Housing (TH)	2	6.00
KHAKO - Central Transitional Housing	Transitional Housing (TH)	2	0.00
KHAKO - Westside TH	Transitional Housing (TH)	2	0.50
USVETS - BP GPD Bridge Housing	Transitional Housing (TH)	4	0.00
USVETS - BP GPD Clinical Treatment	Transitional Housing (TH)	8	1.50
USVETS - BP GPD Low Demand	Transitional Housing (TH)	8	2.88
WIN - Bridge To Success Halawa TH (formerly Waianae)	Transitional Housing (TH)	1	1.00
WIN - Family House Aiea TH	Transitional Housing (TH)	1	0.00
Aggregates		1693	4.87