

From: Carlos Peraro, CPC
To: Harold Brackeen, State of Hawaii, Homeless Programs Administrator
Brandee Menino, BOS Chair; Jon Berliner, PIC Chair; Heather Lusk, PIC Vice Chair
Date: June 27, 2018
Re: May 2018 HMIS Monitoring Reports

Attached for your review and dissemination to Continuum agencies is the May 2018 HMIS monitoring report. Below are brief highlights from the attached reports.

- 1) End of month, May 2018 Census summary by Continuum and Statewide (pp. 2-8)
 - The Statewide census for emergency and transitional programs increased slightly in May 2018 (3,188) compared to April 2018 (3,174), representing an increase in emergency shelter utilization and a decrease in transitional utilization.
 - The total “vacant beds” compared to the HIC capacity was 440 (ES and TH) and 244 (PSH).
 - 32 programs on Oahu and 23 programs on the Neighbor Islands had utilization rates of less than 85% or greater than 110%. These programs are marked in red.
 - New for May 2018 is the HPO unit utilization analysis (pg. 8). This looks specifically at HPO funded projects and compares actual HH occupancy at the end of the month to unit capacity as stated on proposed facilities descriptions.
 - Statewide Active Outreach clients totaled 1,958 including 1,337 on Oahu and 621 on the Neighbor Islands (an increase from April’s 1,952 outreach clients). This is due to a decrease for Oahu and an increase for Neighbor Islands.

- 2) Consent report for May 2018 (pp. 9-20)
 - VI-SPDAT Assessments: Consent to share data rates for Neighbor Islands and Oahu programs were 97% and 93% respectively, overall a continued increasing trend (April’s rates: 95% and 88%).
 - By Name List: Consent to share data rates as of June 1, 2018 was 91% statewide – a significant increase compared to the April report; for Oahu Families (77%) and Singles (95%). Neighbor Island family and singles rates ranged from 77% (Kauai family) to 99% (Hawaii family). The increase is in part a result of a new policy to auto-exit names from the list. April’s BNL report had 6,931 individuals, while the May report had 2,810.
 - For adult program intakes (n=1,025), the statewide consent to share remained the same as March and April (93%), the highest rate in an upward trend since May 2017(55%).
 - Eight programs had consent rates below 80%. These programs are highlighted in RED.

- 3) Length of Stay by Agency and Program for clients exiting during May 2018 (pp.21-24)
 - The average LOS for all programs was 153 days (representing 1,676 exits), a decrease compared to April (163 days). If the 36 PH programs exits are omitted, the average LOS was 137 days.
 - Overall, emergency shelter and homeless outreach programs’ LOS were the shortest (101 and 94 days). PSH and TH program’s LOS were longest (876 and 280 days).
 - By County, Oahu (162 days) and Hawaii (152 days) averaged the highest LOS, followed by Kauai (138 days) and Maui (112 days). Of note is that the average includes PH projects, which skew the statistic.
 - Emergency Shelter LOS ranged from 71 days on Hawaii to 121 days on Maui.

- 4) Timeliness (entries and exits) during May 2018 (pp. 25-29)
 - Intake Timeliness was 3.04 average days, a slight increase compared to 2.92 average days in April. 37 programs (highlighted in RED) averaged more than 3 days to enter intakes.
 - Exit timeliness decreased to 2.69 average days compared to 4.87 days in April.
 - 36 programs (highlighted in RED) averaged more than 3 days to enter exits.

HMIS Census Report - May, 2018
Oahu and Neighbor Islands - HIC Facilities

Summary of Monthly HMIS Shelter Census Counts

June, 2017 - May 31, 2018

HI-501 Oahu Census Summary

	Emerg	Trans	Total HUD Homeless	HIC Openings	PH	HIC Openings	Veterans ES/TH
June 30, 2017	1077	1297	2374	594	1147	119	247
July 31, 2017	1100	1286	2386	268	1164	109	246
August 31, 2017	1162	1286	2434	236	1152	115	254
September 30, 2017	1175	1338	2513	209	1110	49	245
October 31, 2017	1197	1305	2502	226	1127	46	247
November 30, 2017	1192	1288	2480	254	1119	51	241
December 31, 2017	1225	1275	2500	219	1112	53	234
January 31, 2018	1179	1228	2407	295	1097	76	244
February 28, 2018	1098	1238	2336	318	1116	72	238
March 31, 2018	1095	1261	2356	262	1116	72	227
April 30, 2018	1130	1283	2413	265	1140	102	241
May 31, 2018	1141	1269	2410	261	1143	114	257

HI-500 Balance of State Census Summary

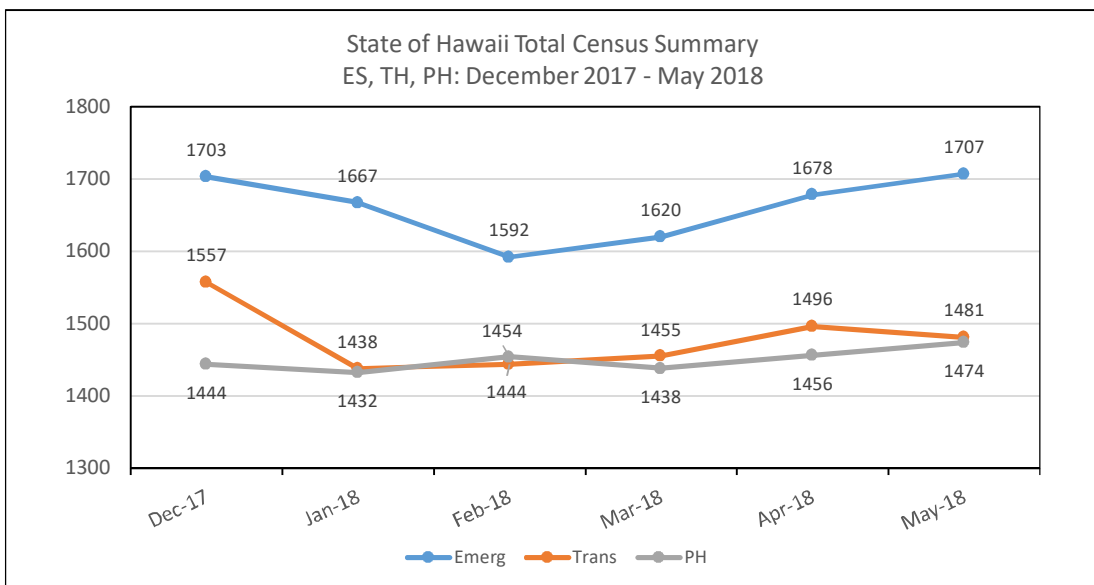
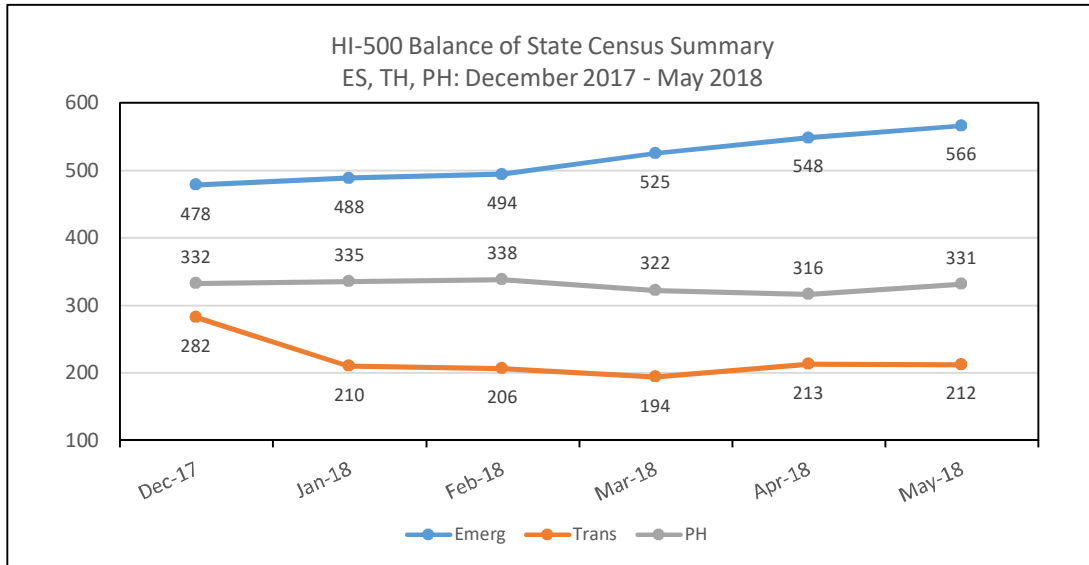
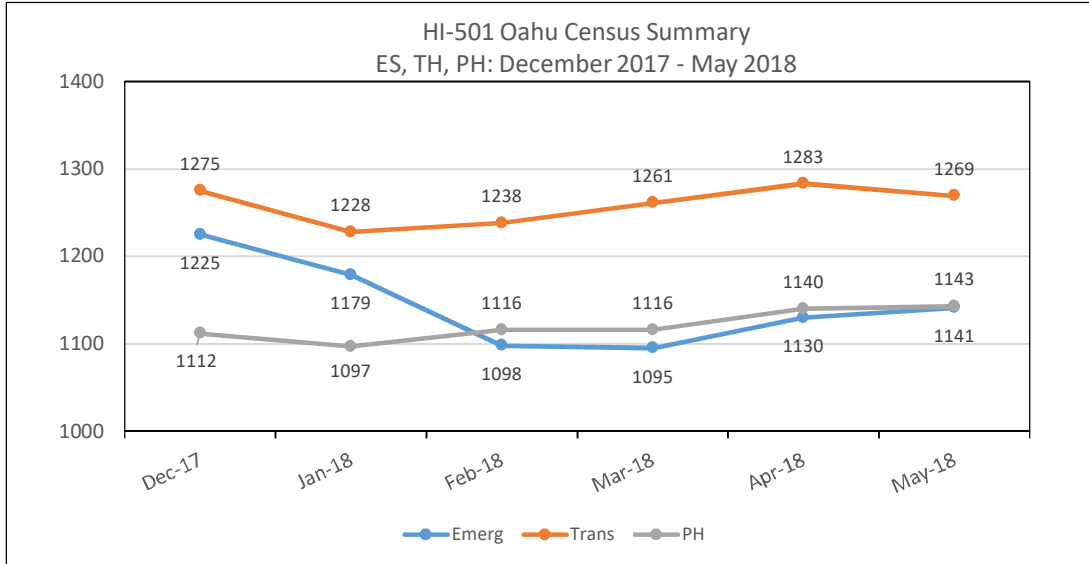
	Emerg	Trans	Total HUD Homeless	HIC Openings	PH	HIC Openings	Veterans ES/TH
June 30, 2017	359	430	789	180	222	71	43
July 31, 2017	398	398	796	203	212	69	39
August 31, 2017	427	363	790	248	216	66	35
September 30, 2017	450	333	783	280	304	132	35
October 31, 2017	483	292	775	307	314	128	44
November 30, 2017	467	293	760	305	330	125	34
December 31, 2017	478	282	760	325	332	123	38
January 31, 2018	488	210	698	399	335	125	32
February 28, 2018	494	206	700	398	338	124	36
March 31, 2018	525	194	719	215	322	145	39
April 30, 2018	548	213	761	195	316	135	34
May 31, 2018	566	212	778	179	331	130	38

State of Hawaii Total Census Summary

	Emerg	Trans	Total HUD Homeless	HIC Openings	PH	HIC Openings	Veterans ES/TH
June 30, 2017	1436	1727	3163	774	1369	190	290
July 31, 2017	1498	1684	3182	471	1376	178	285
August 31, 2017	1589	1649	3238	484	1368	181	289
September 30, 2017	1625	1671	3296	489	1414	181	280
October 31, 2017	1680	1597	3277	533	1441	174	291
November 30, 2017	1659	1581	3240	559	1449	176	275
December 31, 2017	1703	1557	3260	544	1444	176	272
January 31, 2018	1667	1438	3105	694	1432	201	276
February 28, 2018	1592	1444	3036	716	1454	196	274
March 31, 2018	1620	1455	3075	477	1438	217	266
April 30, 2018	1678	1496	3174	460	1456	237	275
May 31, 2018	1707	1481	3188	440	1474	244	295

HMIS Census Report - May, 2018
Oahu and Neighbor Islands - HIC Facilities

Summary of Monthly HMIS Shelter Census Counts



Census Report - May 31, 2018
Oahu - HIC Facilities

Proj. Type	Organization Name	Project Name	HIC Beds	Census on 05/31/18	% HIC Beds	Technical Openings	Veterans
ES	Child and Family Service	CFS - Honolulu Shelter	33	SP	NR	NR	SP
ES	Child and Family Service	CFS - Leeward Shelter	27	SP	NR	NR	SP
ES	Catholic Charities Hawaii	CCH - Kakaako Family Assessment Center	50	44	88%	6	1
ES	Family Promise of Hawaii	FPH - Honolulu Family Center	14	8	57%	6	0
ES	Family Promise of Hawaii	FPH - Windward Family Center	14	7	50%	7	0
ES	Hale Kipa Inc.	HKIPA - Boys BCP ES	8	0	0%	8	0
ES	Hale Kipa Inc.	HKIPA - Girls BCP ES	8	1	13%	7	0
ES	IHS Institute for Human Services	IHS - Behavioral Health ES	9	16	178%	0	5
ES	IHS Institute for Human Services	IHS - Hale Mauiola Program (Sand Island)	83	83	100%	0	4
ES	IHS Institute for Human Services	IHS - Kaaahi Families Shelter ES	100	98	98%	2	0
ES	IHS Institute for Human Services	IHS - Kaaahi Women ES	66	73	111%	0	1
ES	IHS Institute for Human Services	IHS - Sumner Men's Shelter	166	246	148%	0	49
ES	IHS Institute for Human Services	IHS - Tutu Bert's House (Med Respite ES)	24	17	71%	7	5
ES	Kealahou West Oahu	KWO - Hope for a New Beginning (Onelauena)	244	180	74%	64	5
ES	Parents and Children Together	PACT - Ohia Shelter	21	SP	NR	NR	SP
ES	Shelter of Wisdom	SOW - Great Joy 1	8	8	100%	0	2
ES	Shelter of Wisdom	SOW - Great Joy 2	9	10	111%	0	1
ES	Shelter of Wisdom	SOW - Great Joy 3	9	10	111%	0	0
ES	Shelter of Wisdom	SOW - Great Joy 4	6	6	100%	0	0
ES	Shelter of Wisdom	SOW - Hearts of Joy 2	13	12	92%	1	4
ES	Shelter of Wisdom	SOW - Streams of Joy 1	6	6	100%	0	1
ES	Shelter of Wisdom	SOW - Streams of Joy 2	9	9	100%	0	2
ES	U.S. Veterans Initiative	USVETS - BP Ewa HOPTEL	5	3	60%	2	3
ES	U.S. Veterans Initiative	USVETS - BP Pearl City HOPTEL	5	5	100%	0	5
ES	U.S. Veterans Initiative	USVETS - BP Pearl City Seniors HOPTEL	5	6	120%	0	6
ES	U.S. Veterans Initiative	USVETS - BP Respite Beds Barbers Point	10	10	100%	0	10
ES	U.S. Veterans Initiative	USVETS - WCC Emergency	191	146	76%	45	10
ES	U.S. Veterans Initiative	USVETS - WCC HOPTEL	5	4	80%	1	4
ES	Waikiki Health Center	WHC - Next Step Emergency Shelter	135	133	99%	2	15
ES	Windward Spouse Abuse Shelter	WSAS - Hale Ola	18	SP	NR	NR	NR
	Subtotal Emergency Shelter		1202	1141	95%	158	133
TH	Alternative Structures Int't	ASI - Ohana Ola O Kahumana	240	244	102%	0	3
TH	Alternative Structures Int't	ASI - Ulu Ke Kukui (Villages of Maili)	315	285	90%	30	1
TH	Catholic Charities Hawaii	CCH - Ma'ili Land TH	54	47	87%	7	1
TH	Child and Family Service	CFS - Transitional Apartments	40	NR	NR	NR	NR
TH	Gregory House Programs	GHP - Community Residential Program	15	23	153%	0	3
TH	Gregory House Programs	GHP - HOPWA Gregory House (Competitive TH)	11	9	82%	2	1
TH	Honolulu Community Action Prog	HCAP - Kumuhonua	68	67	99%	1	6
TH	Hale Kipa Inc.	HKIPA - Aapa Women's Shelter	5	2	40%	3	0
TH	Hale Kipa Inc.	HKIPA - Maka'aloa Men's TLP	4	3	75%	1	0
TH	Ho'omau Ke Ola	HKO - Lahilahi	10	7	70%	3	0
TH	Holomua Na`Ohana	HNO - Weinberg Village Waimanalo	120	125	104%	0	0
TH	Housing Solutions Inc.	HSI - Kulaokahua (TH for the elderly)	29	29	100%	0	3
TH	Housing Solutions Inc.	HSI - Na Kolea (TH for working singles)	64	58	91%	6	2
TH	Kealahou West Oahu	KWO - Onemalu Transitional Shelter	144	166	115%	0	2
TH	Parents and Children Together	PACT - Lehua	8	NR	NR	NR	NR
TH	The Salvation Army	SARMY - FSO Pathway of Hope	24	19	79%	5	0
TH	The Salvation Army ATS	SARMY - Ka Ohu Hou O Manoa	30	27	90%	3	0
TH	The Salvation Army FTS	SARMY - Oahu ATS Program - Waokanaka	9	0	0%	9	0
TH	Steadfast Housing Dev Corp	SHDC - Ahukini	5	3	60%	2	1
TH	Steadfast Housing Dev Corp	SHDC - Hale Ulu Pono - Transitional Housing	10	4	40%	6	1
TH	U.S. Veterans Initiative	USVETS - BP GPD Bridge Housing	44	40	91%	4	40
TH	U.S. Veterans Initiative	USVETS - BP GPD Clinical Treatment	30	32	107%	0	32
TH	U.S. Veterans Initiative	USVETS - BP GPD Low Demand	36	26	72%	10	26
TH	Windward Spouse Abuse Shelter	WSAS - Imua	1	NR	NR	NR	NR
TH	Women in Need	WIN - Bridge To Success Halawa	13	34	262%	0	2
TH	Women in Need	WIN - Family House - Aiea	30	19	63%	11	0
	Subtotal Transitional Housing		1312	1269	97%	103	124
PH	Alternative Structures Int't	ASI - Kauhale Kamaile	41	41	100%	0	0
PSH	Alternative Structures Int't	ASI - Leeward CoC PSH	42	42	100%	0	1
PSH	Gregory House Programs	GHP - HOPWA Formula - PSH TBRA	33	27	82%	6	7
PSH	Gregory House Programs	GHP - HOPWA SPNS Competitive PSH TBRA	48	40	83%	8	3
PSH	Gregory House Programs	GHP - SPC - CoC Program PSH TBRA	47	31	66%	16	3
PSH	IHS Institute for Human Services	IHS - City FY15 Housing First PSH	177	163	92%	14	4
PSH	IHS Institute for Human Services	IHS - New PSH 2013 (CoC funded)	33	33	100%	0	1
PSH	IHS Institute for Human Services	IHS - SPC Home at Last 2010	82	77	94%	5	14

Census Report - May 31, 2018
Oahu - HIC Facilities

Proj. Type	Organization Name	Project Name	HIC Beds	Census on 05/31/18	% HIC Beds	Technical Openings	Veterans
PSH	IHS Institute for Human Services	IHS - SPC Home Sweet Home	18	17	94%	1	1
PSH	IHS Institute for Human Services	IHS - SPC Home Sweet Home II	10	10	100%	0	0
PSH	IHS Institute for Human Services	IHS - SPC No Place Like Home	17	17	100%	0	2
PSH	Kalihi-Palama Health Center	KPHC - New Beginnings S+C Program	182	174	96%	8	9
PSH	Mental Health Kokua	MHK - Safe Haven Permanent Supportive Housing	26	26	100%	0	3
PSH	Steadfast Housing Dev Corp	SHDC - Kalaeloa (Headway House) CoC Funded (Oahu)	40	32	80%	8	2
PSH	Steadfast Housing Dev Corp	SHDC - Kaukama CoC Funded PSH (Oahu)	5	3	60%	2	0
PSH	Steadfast Housing Dev Corp	SHDC - Komo Mai CoC Funded PSH (Oahu)	5	4	80%	1	1
PSH	Steadfast Housing Dev Corp	SHDC - Shelter Plus Care 1	150	137	91%	13	8
PSH	U.S. Veterans Initiative	USVETS - BP HPO Housing First PSH	116	100	86%	16	20
PSH	U.S. Veterans Initiative	USVETS - BP Leeward PSH	15	8	53%	7	1
PSH	U.S. Veterans Initiative	USVETS - BP Permanent Supportive Housing CoC	13	11	85%	2	11
PSH	U.S. Veterans Initiative	USVETS - BP PH2 CHAMPS VET FAMILIES	32	29	91%	3	16
PSH	U.S. Veterans Initiative	USVETS - WCC Housing First Increment II (CoC)	125	121	97%	4	8
Subtotal Permanent Housing			1174	1143	97%	114	115
RRH	Alternative Structures Int't	ASI - ESG Rapid Re-Housing	NA	1	NA	NA	0
RRH	Alternative Structures Int't	ASI - HPO RRH Rapid Re-Housing	NA	206	NA	NA	0
RRH	Catholic Charities Hawaii	CCH - HPP Rapid Re-housing	NA	774	NA	NA	9
RRH	Catholic Charities Hawaii	CCH - SHEG Oahu Rapid Re-Housing	NA	7	NA	NA	0
RRH	Catholic Charities Hawaii	CCH - SSVF Priority 1 Rapid Rehousing	NA	56	NA	NA	47
RRH	Family Promise Hawaii	FPH - ESG Rapid Rehousing	NA	13	NA	NA	1
RRH	Gregory House Programs	GHP - ESG Rapid Re-Housing	NA	6	NA	NA	0
RRH	Honolulu Community Action Prog	HCAP - HPO RRH Rapid Re-Housing	NA	28	NA	NA	2
RRH	IHS Institute for Human Services	IHS - ESG Rapid Re-housing	NA	87	NA	NA	2
RRH	IHS Institute for Human Services	IHS - HOMES Clean & Sober	NA	27	NA	NA	2
RRH	IHS Institute for Human Services	IHS - HPO Rapid Re-Housing	NA	72	NA	NA	1
RRH	IHS Institute for Human Services	IHS - HPP Rapid Re-housing	NA	125	NA	NA	2
RRH	IHS Institute for Human Services	IHS - New Youth Rapid Re-Housing 2016 (NYRRH 2016)	NA	10	NA	NA	0
RRH	IHS Institute for Human Services	IHS - RRH Bridge Funding (AUW FY2017)	NA	3	NA	NA	0
RRH	Kalihi-Palama Health Center	KPHC - ESG Rapid Re-housing	NA	30	NA	NA	1
RRH	The Salvation Army	SARMY - FSO HPO Rapid Re-Housing	NA	47	NA	NA	1
RRH	U.S. Veterans Initiative	USVETS - SSVF Priority 1 Rapid Re-housing	NA	101	NA	NA	76
RRH	U.S. Veterans Initiative	USVETS - WCC ESG Rapid Re-housing	NA	35	NA	NA	5
RRH	U.S. Veterans Initiative	USVETS - WCC ESG Rapid Re-Housing 2017	NA	42	NA	NA	0
RRH	U.S. Veterans Initiative	USVETS - WCC HPO Rapid Re-Housing	NA	50	NA	NA	1
Subtotal Rapid ReHousing				1720	NA	NA	150
Total Emergency+Transitional			2,514	2,410	96%	261	257
Total Permanent			1,174	1,143	97%	114	115
TOTAL			3,688	3,553	96%	375	372

Census Report - May 31, 2018
Neighbor Islands - HIC Facilities

Project Type	Organization Name	Project Name	HIC Beds	Census on 05/31/18	%HIC Beds	Technical Openings	Veterans
ES	Child and Family Service	CFS - Hale Ohana	20	SP	NR	NR	NR
ES	Child and Family Service	CFS - West Hawaii Domestic Abuse Shelter	15	SP	NR	NR	NR
ES	Family Life Center	FLC - Ho'olanani	25	20	80%	5	1
ES	HOPE Services Hawaii	HOPE - East Hawaii Emergency Mens Program ES	32	30	94%	2	4
ES	HOPE Services Hawaii	HOPE - Kiheiupua Emergency Shelter	44	50	114%	0	1
ES	HOPE Services Hawaii	HOPE - West Hawaii Emergency Housing Program	31	23	74%	8	5
ES	Kauai Economic Opportunity	KEO - Mana'olana Emergency Homeless Shelter	38	62	163%	0	2
ES	KHAKO, INC	KHAKO - Central Emergency	257	231	90%	26	5
ES	KHAKO, INC	KHAKO - Westside Emergency	167	140	84%	27	6
ES	USVETS	USVETS - Hilo HOPTTEL Program	5	5	100%	0	5
ES	USVETS	USVETS - Kauai HOPTTEL Program	5	5	100%	0	5
ES	Women Helping Women	WHW - Hale Lokomaikai	24	SP	NR	NR	NR
ES	YWCA of Kauai	YWCA - Family Violence Shelter	18	SP	NR	NR	NR
	Subtotal Emergency Shelters		604	566	94%	68	34
TH	Child and Family Service	CFS - Hale Kahua Pa'a	10	NR	NR	NR	NR
TH	Hawaii Affordable Properties, Inc.	HAP - Na Kahua Hale O Ulu Wini (Kaloko)	115	53	46%	62	0
TH	Hawaii Island Home for Recovery, Inc.	HIHR - Transitional Housing Project	19	15	79%	4	2
TH	HOPE Services Hawaii	HOPE - Kuleana House	7	8	114%	0	0
TH	HOPE Services Hawaii	HOPE - Wilder House	10	11	110%	0	0
TH	Kauai Economic Opportunity	KEO - Kome TH	7	7	100%	0	0
TH	Kauai Economic Opportunity	KEO - Komohana Group Home	6	3	50%	3	1
TH	Kauai Economic Opportunity	KEO - Lawehana TH	9	3	33%	6	0
TH	Kauai Economic Opportunity	KEO - Lihue Court Apartments	40	23	58%	17	0
TH	Kauai Economic Opportunity	KEO - Mana'olana Transitional Housing	24	10	42%	14	0
TH	KHAKO, INC	KHAKO - Central Transitional	13	21	162%	0	1
TH	KHAKO, INC	KHAKO - Westside Transitional	36	31	86%	5	0
TH	Salvation Army Big Island	SARMY - Big Island RHY TLP	2	2	100%	0	0
TH	Women In Need	WIN - Bridge to Success Kauai	22	25	114%	0	0
	Subtotal Transitional Housing		310	212	68%	111	4
PSH	Catholic Charities Hawaii	CCH - HPO NI Housing First (Kauai)	14	10	71%	4	0
PSH	Family Life Center	FLC - HPO NI Housing First	30	29	97%	1	3
PSH	Family Life Center	FLC - S+C 1	2	2	100%	0	0
PSH	Family Life Center	FLC - S+C 2	25	31	124%	0	3
PSH	Family Life Center	FLC - S+C 3	12	17	142%	0	2
PSH	Family Life Center	FLC - S+C 6 (Eha split)	33	31	94%	2	3
PSH	Family Life Center	FLC - S+C 7	7	3	43%	4	0
PSH	Family Life Center	FLC - S+C 8	3	0	0%	3	0
PSH	Hawaii Island Home for Recovery, Inc.	HIHR - PSH 1	15	13	87%	2	0
PSH	Hawaii Island Home for Recovery, Inc.	HIHR - PSH 2	3	3	100%	0	1
PSH	Hawaii Island Home for Recovery, Inc.	HIHR - PSH 3	3	3	100%	0	0
PSH	Hawaii Island Home for Recovery, Inc.	HIHR - PSH 4	5	6	120%	0	0
PSH	HOPE Services Hawaii	HOPE - HPO NI Housing First	125	81	65%	44	16
PSH	HOPE Services Hawaii	HOPE - Kukui Shelter Plus Care	111	50	45%	61	6
PSH	Kauai Economic Opportunity	KEO - Pa`a Hana PSH	4	4	100%	0	1
PSH	Maui AIDS Foundation	MAF - HOPWA PSH	29	NR	NR	NR	NR
PSH	Steadfast Housing Dev Corp	SHDC - Eha Shelter Plus Care	28	27	96%	1	3
PSH	Steadfast Housing Dev Corp	SHDC - Eono Shelter Plus Care	13	5	38%	8	0
PSH	Steadfast Housing Dev Corp	SHDC - Kaahela CoC Funded (Kauai)	5	5	100%	0	0
PSH	Steadfast Housing Dev Corp	SHDC - Kaulana CoC Funded (Maui)	5	5	100%	0	0
PSH	Steadfast Housing Dev Corp	SHDC - Kulalani CoC Funded (Maui)	6	6	100%	0	0
PSH	Subtotal Permanent Supportive Housing		449	331	74%	130	38
RRH	Catholic Charities Hawaii	CCH - HPO RRH Rapid Re-Housing (Kauai)	NA	37	NA	NA	0
RRH	Catholic Charities Hawaii	CCH - SHEG NI Rapid Rehousing	NA	27	NA	NA	1
RRH	Family Life Center	FLC - ESG Kauai Rapid Re-housing	NA	22	NA	NA	1
RRH	Family Life Center	FLC - ESG Maui Rapid Re-housing	NA	46	NA	NA	0
RRH	Family Life Center	FLC - HPO RRH Rapid Re-Housing	NA	34	NA	NA	0
RRH	Family Life Center	FLC - HPP Kauai Rapid Re-housing	NA	18	NA	NA	0
RRH	Family Life Center	FLC - HPP Maui Rapid Re-housing	NA	56	NA	NA	0
RRH	Family Life Center	FLC - Rental Assistance Program (RAP)	NA	20	NA	NA	0
RRH	HOPE Services Hawaii	HOPE - ESG Rapid Re-housing	NA	14	NA	NA	0
RRH	HOPE Services Hawaii	HOPE - HPO RRH Rapid Re-Housing	NA	143	NA	NA	3
RRH	HOPE Services Hawaii	HOPE - HPP Rapid Re-housing	NA	168	NA	NA	0
RRH	HOPE Services Hawaii	HOPE - New Start	NA	27	NA	NA	0
RRH	U.S. Veterans Initiative	USVETS - SSVF Priority 1 Rapid Re-housing	NA	28	NA	NA	24
	Subtotal Rapid ReHousing		NA	640	NA	NA	29
	Total Emergency+Transitional		914	778	85%	179	38
	Total Permanent		449	331	74%	130	38
	TOTAL		1,363	1,109	81%	309	76

Homeless Programs Office (HPO) Unit Utilization Analysis				
Occupancy as of 5/31/18				
Program Name	Program Type	HMIS Household Occupancy	Total Living Units Per Facilities Description	Unit Utilization Rate
ASI - Ohana Ola O Kahumana	TH	48	48	100%
ASI - Ulu Ke Kukui (Villages of Maili)	TH	71	80	89%
CCH - Ma'ili Land Transitional Housing	TH	13	15	87%
GHP - Community Residential Program TH	TH	23	14	164%
HCAP - Kumuhonua	TH	60	58	103%
HIHR - Transitional Housing	TH	15	16	94%
HKIPA - Apana Women's Shelter TLP	TH	2	4	50%
HKIPA - Maka'aloa Men's TLP	TH	3	4	75%
HNO - Weinberg Village Waimanalo	TH	30	30	100%
HSI - Kulaokahua Apts (TH for the Elderly)	TH	27	29	93%
HSI - Na Kolea Rooming House (TH for Working Singles)	TH	58	64	91%
KEO - Komohana Group Home TH	TH	2	5	40%
KEO - Lihue Court Transitional Housing	TH	6	8	75%
KEO - Mana'olana Transitional Housing	TH	3	8	38%
KHAKO - Central ES	ES	92	70	131%
KHAKO - Westside ES	ES	68	48	142%
KWO - Onemalu Transitional Housing	TH	35	40	88%
SHDC - Hale Ulu Pono TH	TH	4	5	80%
USVETS - BP GPD Projects	TH	98	98	100%
WIN - Bridge To Success Halawa TH (formerly Waianae)	TH	31	5	620%
WIN - Bridge To Success Kauai TH	TH	22	9	244%
WIN - Family House Aiea TH	TH	17	8	213%
KWO - Onelau'ena Emergency Shelter	ES	57	71	80%
USVETS - WCC Emergency Shelter	ES	85	102	83%
WH - Next Step Emergency Shelter	ES	133	123	108%
TOTAL		1003	962	104%

Outreach Program Count

Active as of May 31, 2018

Programs	CoC	Active Count	# Veterans
FLC - Maui Regions 1, 2, 3, 6 - Street Outreach (HPO)	BOS	97	6
FLC - Maui Regions 4, 5 - Street Outreach (HPO)	BOS	97	13
HOPE - Hawaii Regions 1, 8, 9, 10 - Street Outreach (HPO)	BOS	82	3
HOPE - Hawaii Regions 2, 3, 4, 5, 6, 7 - Street Outreach (HPO)	BOS	96	0
HOPE - PATH Street Outreach Program	BOS	26	1
KEO - Kauai All Regions - Street Outreach (HPO)	BOS	182	5
LASH - SSVF Legal Services Program	BOS	1	0
MHK - PATH Street Outreach Program	BOS	6	0
SARMY - Maui Homeless Outreach Program	BOS	34	1
ALEA - Street Outreach Program	Oahu	23	3
CARE - Care Hawaii AMHD Street Outreach Program	Oahu	1	1
CHOW - Oahu Region 1 - Street Outreach (HPO)	Oahu	32	3
CHOW - Oahu Region 6 - Street Outreach (HPO)	Oahu	1	0
HNP - Hale Na`au Pono AMHD Street Outreach Program	Oahu	1	0
IHS - AMHD Street Outreach Program	Oahu	2	0
IHS - Oahu Region 1 - Street Outreach (HPO)	Oahu	74	8
IHS - Oahu Region 2 - Street Outreach (HPO)	Oahu	158	13
IHS - Oahu Region 4 - Street Outreach (HPO)	Oahu	85	12
KPHC - Oahu Region 1 - Street Outreach (HPO)	Oahu	230	9
KPHC - Oahu Region 2 - Street Outreach (HPO)	Oahu	7	0
KPHC - Oahu Region 6 - Street Outreach (HPO)	Oahu	6	1
KPHC - PATH Street Outreach Program	Oahu	54	7
KWO - Oahu Region 7 - Street Outreach (HPO)	Oahu	108	1
LASH - SSVF Legal Services Program	Oahu	1	1
MHK - Oahu Activity Center Homeless Outreach Program	Oahu	21	4
NALO - Waimanalo Health Center Street Outreach	Oahu	29	0
USVETS - BP Oahu Region 3 - Street Outreach (HPO)	Oahu	56	11
USVETS - BP Oahu Region 5 - Street Outreach (HPO)	Oahu	78	11
WCCHC - Homeless Outreach Program	Oahu	370	12
TOTAL BY CONTINUUM (may be duplicated)	Oahu	1,337	97
TOTAL BY CONTINUUM (may be duplicated)	BOS	621	29
TOTAL STATEWIDE (may be duplicated)		1,958	126

Outreach Program Summary	Oahu	BOS	State
July 31, 2017	1,672	489	2,161
August 31, 2017	1,529	534	2,063
September 30, 2017	1,377	513	1,890
October 31, 2017	1,416	556	1,972
November 30, 2017	1,365	535	1,900
December 31, 2017	1,176	536	1,712
January 31, 2018	1,086	522	1,608
February 28, 2018	1,151	581	1,732
March 31, 2018	1,266	574	1,840
April 30, 2018	1,346	606	1,952
May 31, 2018	1,337	621	1,958

**Consent to Share Data - VI SPDAT Assessments
May 2018**

HMIS ORGANIZATION - HI 500	No	Yes	Grand Total	% Consent
Catholic Charities Hawaii	0	9	9	100%
Family Life Center	0	17	17	100%
Hawaii Affordable Properties, Inc.	0	2	2	100%
Hawaii Island Home for Recovery	0	4	4	100%
HOPE Services Hawaii, Inc.	0	38	38	100%
Ka Hale A Ke Ola, Inc	2	23	25	92%
Kauai Economic Opportunity	1	12	13	92%
Neighborhood Place of Kona/Friends of the Future	0	1	1	100%
USVETS	0	2	2	100%
Women In Need	0	3	3	100%
	3	111	114	97%

**Consent to Share Data - VI SPDAT Assessments
May 2018**

HMIS ORGANIZATION - HI 501	No	Yes	Grand Total	% Consent
ALEA Bridge	0	3	3	100%
Alternative Structures International	0	2	2	100%
CARE Hawaii	1	0	1	0%
Catholic Charities Hawaii	0	8	8	100%
CHOW Project	2	6	8	75%
Department of Veterans Affairs	0	12	12	100%
Family Promise of Hawaii	0	1	1	100%
Gregory House Programs	0	2	2	100%
Hale Kipa	0	6	6	100%
Holomua Na Ohana	0	3	3	100%
HOPE Inc.	0	2	2	100%
Institute for Human Services	5	59	64	92%
Kalihi Palama Health Center	4	37	41	90%
Kealahou West Oahu	2	35	37	95%
Koolauloa Health Center	0	3	3	100%
Mental Health Kokua	0	13	13	100%
North Shore Mental Health	0	1	1	100%
Queens's Medical Center	0	3	3	100%
Residential Youth Services & Empowerment	0	7	7	100%
Salvation Army FSO	1	1	2	50%
Shelter of Wisdom	0	3	3	100%
USVETS	5	39	44	89%
Waianae Coast Comprehensive Health Center	0	7	7	100%
Waikiki Health	0	9	9	100%
Waimanalo Health Center	0	9	9	100%
Women In Need	0	7	7	100%
	20	278	298	93%

Summary	Nov-17	Dec-17	Jan-18	Feb-18	Mar-18	Apr-18	May-18
% Consent - HI 500	77%	85%	90%	86%	100%	95%	97%
% Consent - HI 501	87%	80%	83%	89%	95%	88%	93%
State Summary	84%	82%	83%	88%	96%	90%	94%

State Summary - May 2018	No	Yes	Grand Total	% Consent
	23	389	412	94%

Consent to Share Data - Statewide BNL Reports as of 6/01/18

Statewide Consent Summary by CES Program

CES Program	No	Yes	TOTAL	% Shared
Oahu Family	111	376	487	77%
Oahu Singles	78	1359	1437	95%
Hawaii Family	1	69	70	99%
Hawaii Singles	5	177	182	97%
Kauai Family	12	40	52	77%
Kauai Singles	7	136	143	95%
Maui Family	8	116	124	94%
Maui Singles	36	279	315	89%
TOTAL	258	2552	2810	91%

Oahu	90%
Hawaii	98%
Kauai	90%
Maui	90%

Oahu Consent Summary by Priority Group

Family CES				
	No	Yes	TOTAL	% Shared
PSH P1	5	16	21	76%
PSH P2	14	24	38	63%
PSH P3	14	37	51	73%
PSH P4	22	63	85	74%
PSH P5	6	40	46	87%
RRH P1	9	28	37	76%
RRH P2	13	43	56	77%
RRH P3	23	109	132	83%
TH P3	3	9	12	75%
TH P4	1	2	3	67%
TH P5	0	0	0	
TH P6	1	5	6	83%
TOTAL	111	376	487	77%

Singles CES				
	No	Yes	TOTAL	% Shared
PSH P1	13	216	229	94%
PSH P2	10	204	214	95%
PSH P3	11	138	149	93%
PSH P4	9	173	182	95%
PSH P5	4	58	62	94%
RRH P1	9	174	183	95%
RRH P2	5	126	131	96%
RRH P3	6	152	158	96%
TH P3	5	65	70	93%
TH P4	4	21	25	84%
TH P5	2	32	34	94%
TH P6	0	0	0	
TOTAL	78	1359	1437	95%

Hawaii Consent Summary by Priority Group

Family CES				
	No	Yes	TOTAL	% Shared
PSH P1	0	0	0	
PSH P2	0	4	4	100%
PSH P3	0	0	0	
RRH P1	0	4	4	100%
RRH P2	0	11	11	100%
RRH P3	0	22	22	100%
TH P3	1	24	25	96%
TH P4	0	0	0	
TH P5	0	0	0	
TH P6	0	4	4	100%
TOTAL	1	69	70	99%

Singles CES				
	No	Yes	TOTAL	% Shared
PSH P1	0	16	16	100%
PSH P2	1	22	23	96%
PSH P3	0	18	18	100%
RRH P1	0	11	11	100%
RRH P2	2	36	38	95%
RRH P3	2	23	25	92%
TH P3	0	45	45	100%
TH P4	0	1	1	
TH P5	0	0	0	
TH P6	0	5	5	100%
TOTAL	5	177	182	97%

Kauai Consent Summary by Priority Group

Family CES				
	No	Yes	TOTAL	% Shared
PSH P1	0	1	1	100%
PSH P2	0	1	1	100%
PSH P3	0	0	0	
RRH P1	3	4	7	57%
RRH P2	3	6	9	67%
RRH P3	6	17	23	74%
TH P3	0	8	8	100%
TH P4	0	0	0	
TH P5	0	0	0	
TH P6	0	3	3	100%
TOTAL	12	40	52	77%

Singles CES				
	No	Yes	TOTAL	% Shared
PSH P1	0	2	2	100%
PSH P2	0	7	7	100%
PSH P3	0	10	10	100%
RRH P1	2	26	28	93%
RRH P2	0	19	19	100%
RRH P3	2	18	20	90%
TH P3	1	41	42	98%
TH P4	0	4	4	100%
TH P5	0	0	0	
TH P6	2	9	11	82%
TOTAL	7	136	143	95%

Consent to Share Data - Statewide BNL Reports as of 6/01/18

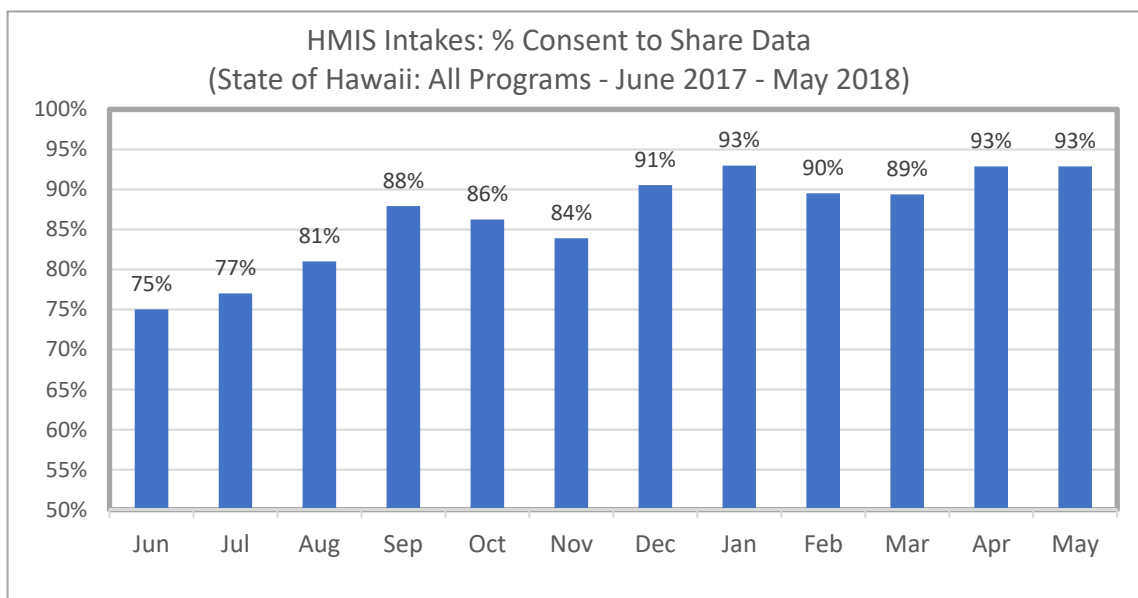
Maui Consent Summary by Priority Group

Family CES				
	No	Yes	TOTAL	% Shared
PSH P1	0	0	0	
PSH P2	0	1	1	100%
PSH P3	0	0	0	
RRH P1	1	5	6	83%
RRH P2	1	24	25	96%
RRH P3	3	52	55	95%
TH P3	2	23	25	92%
TH P4	1	1	2	50%
TH P5	0	0	0	
TH P6	0	10	10	100%
TOTAL	8	116	124	94%

Singles CES				
	No	Yes	TOTAL	% Shared
PSH P1	2	18	20	90%
PSH P2	5	18	23	78%
PSH P3	2	20	22	91%
RRH P1	2	35	37	95%
RRH P2	5	48	53	91%
RRH P3	3	44	47	94%
TH P3	13	58	71	82%
TH P4	2	16	18	89%
TH P5	0	0	0	#DIV/0!
TH P6	2	22	24	92%
TOTAL	36	279	315	89%

**Consent to Share Data by Program Type
Adult Intakes During May 2018**

Program Types	No	Yes	Grand Total	% Consent
Emergency Shelter (ES)	3	314	317	99%
Homeless Outreach	44	249	293	85%
Homeless Prevention	12	125	137	91%
Permanent Supportive Housing (PSH) and PH	1	39	40	98%
Rapid Re-Housing (RRH)	6	126	132	95%
Services Only program		40	40	100%
Transitional Housing (TH)	5	61	66	92%
Grand Total	71	954	1,025	93%



**Consent to Share Data by Organization and Program
Adult Intakes During May 2018**

Organization/Program	No	Yes	Grand Total	% Consent
ALEA - Street Outreach Program		1	1	100%
Alternative Structures International	3	9	12	75%
ASI - HPO RRH Homeless Prevention		2	2	100%
ASI - HPO RRH Rapid Re-Housing		3	3	100%
ASI - Ohana Ola O Kahumana	3	1	4	25%
ASI - Ulu Ke Kukui (Villages of Maili)		2	2	100%
ASI - ESG Rapid Re-Housing		1	1	100%
Catholic Charities Hawaii	7	89	96	93%
CCH - HPP Homeless Prevention	6	26	32	81%
CCH - HPP Rapid Re-housing	1	9	10	90%
CCH - Kakaako Family Assessment Center		3	3	100%
CCH - Ma'ili Land Transitional Housing		1	1	100%
CCH - SHEG NI Homelessness Prevention		19	19	100%
CCH - SHEG NI Rapid Rehousing		2	2	100%

**Consent to Share Data by Organization and Program
Adult Intakes During May 2018**

Organization/Program	No	Yes	Grand Total	% Consent
CCH - SHEG Oahu Homelessness Prevention		16	16	100%
CCH - SHEG Oahu Rapid Re-Housing		3	3	100%
CCH - SSVF Priority 1 Rapid Rehousing		6	6	100%
CCH - HPO RRH Rapid Re-Housing (Kauai)		4	4	100%
CHOW - Oahu Region 1 - Street Outreach (HPO)		11	11	100%
Family Life Center		86	86	100%
FLC - ESG Kauai Rapid Re-housing		1	1	100%
FLC - ESG Maui Rapid Re-housing		8	8	100%
FLC - Ho'olanani		2	2	100%
FLC - HPO RRH Rapid Re-Housing		7	7	100%
FLC - HPP Kauai Homelessness Prevention		1	1	100%
FLC - HPP Kauai Rapid Re-housing		1	1	100%
FLC - HPP Maui Rapid Re-housing		8	8	100%
FLC - Maui Regions 1, 2, 3, 6 - Street Outreach (HPO)		25	25	100%
FLC - Maui Regions 4, 5 - Street Outreach (HPO)		19	19	100%
FLC - Rental Assistance Program (RAP)		6	6	100%
FLC - S+C 3		3	3	100%
FLC - HPO NI Housing First		4	4	100%
FLC - S+C 2		1	1	100%
FPH - ESG Rapid Rehousing		4	4	100%
Gregory House Programs	1	11	12	92%
GHP - Community Residential Program TH	1	4	5	80%
GHP - ESG Homeless Prevention		1	1	100%
GHP - ESG Rapid Re-Housing		3	3	100%
GHP - HOPWA SPNS - Competitive PSH TBRA		1	1	100%
GHP - SPC - CoC Program PSH TBRA		1	1	100%
GHP - HOPWA Formula - PSH TBRA		1	1	100%
Holomua Na Ohana		5	5	100%
HNO - Weinberg Village Waimanalo		5	5	100%
Honolulu Community Action Program	2	13	15	87%
HCAP - HPO RRH Homeless Prevention	2	10	12	83%
HCAP - Kumuhonua		3	3	100%
HOPE Services Hawaii, Inc.		79	79	100%
HOPE - East Hawaii Emergency Mens Program ES		13	13	100%
HOPE - Hawaii Regions 1, 8, 9, 10 - Street Outreach (HPO)		1	1	100%
HOPE - Hawaii Regions 2, 3, 4, 5, 6, 7 - Street Outreach (HPO)		10	10	100%
HOPE - HPO NI Housing First		5	5	100%
HOPE - HPO RRH Rapid Re-Housing		2	2	100%
HOPE - HPP Homelessness Prevention		6	6	100%
HOPE - HPP Rapid Re-housing		12	12	100%
HOPE - Kiheipua		5	5	100%
HOPE - PATH Street Outreach Program		4	4	100%
HOPE - Kukui S+C Program		3	3	100%
HOPE - West Hawaii Emergency Housing Program		16	16	100%
HOPE - Kuleana House		2	2	100%

**Consent to Share Data by Organization and Program
Adult Intakes During May 2018**

Organization/Program	No	Yes	Grand Total	% Consent
Housing Solutions, Inc.		7	7	100%
HSI - Na Kolea Rooming House (TH for Working Singles)		5	5	100%
HSI - Kulaokahua Apts (TH for the Elderly)		2	2	100%
Institute for Human Services	11	214	225	95%
IHS - Behavioral Health ES	1	3	4	75%
IHS - City FY15 Housing First PSH		4	4	100%
IHS - ESG Homelessness Prevention	2	25	27	93%
IHS - ESG Rapid Re-housing	1	4	5	80%
IHS - Hale Mauiola Program (Sand Island ES)		25	25	100%
IHS - HPO RRH Rapid Re-Housing	1	2	3	67%
IHS - Kaa`ahi Families ES		9	9	100%
IHS - Kaa`ahi Women's ES		28	28	100%
IHS - Oahu Region 1 - Street Outreach (HPO)	2	14	16	88%
IHS - Oahu Region 2 - Street Outreach (HPO)	1	19	20	95%
IHS - Oahu Region 4 - Street Outreach (HPO)	2	15	17	88%
IHS - SPC No Place Like Home		1	1	100%
IHS - Sumner Men's ES		46	46	100%
IHS - TBH Medical Respite (ES)	1	14	15	93%
IHS - New PSH 2013 (CoC Funded)		3	3	100%
IHS - SPC Home Sweet Home		1	1	100%
IHS - SPC Home Sweet Home II		1	1	100%
Ka Hale A Ke Ola, Inc		54	54	100%
KHAKO - Central Emergency Shelter		33	33	100%
KHAKO - Central Transitional Housing		1	1	100%
KHAKO - Westside ES		20	20	100%
Kalihi Palama Health Center		46	46	100%
KPHC - New Beginnings S+C Program		1	1	100%
KPHC - Oahu Region 1 - Street Outreach (HPO)		26	26	100%
KPHC - Oahu Region 6 - Street Outreach (HPO)		4	4	100%
KPHC - PATH Street Outreach Program		15	15	100%
Kauai Economic Opportunity	1	49	50	98%
KEO - Kauai All Regions - Street Outreach (HPO)	1	33	34	97%
KEO - Mana'olana Emergency		16	16	100%
Kealahou West Oahu	3	10	13	77%
KWO - Oahu Region 7 - Street Outreach (HPO)	2	6	8	75%
KWO - Onelau`ena Emergency Shelter	1	4	5	80%
Legal Aid Society of Hawaii		41	41	100%
LASH - HPO Legal Services Program		40	40	100%
LASH - SSVF Legal Services Program		1	1	100%
Mental Health Kokua		8	8	100%
MHK - Oahu Activity Center Homeless Outreach Program		5	5	100%
MHK - PATH Street Outreach Program		1	1	100%
MHK - Safe Haven Permanent Supportive Housing		2	2	100%
Salvation Army FSO	1	18	19	95%
SARMY - FSO HPO RRH Homeless Prevention		5	5	100%

**Consent to Share Data by Organization and Program
Adult Intakes During May 2018**

Organization/Program	No	Yes	Grand Total	% Consent
SARMY - FSO HPO RRH Rapid Re-Housing	1	13	14	93%
Salvation Army Maui	7		7	0%
SARMY - Maui Homeless Outreach Program	7		7	0%
Shelter of Wisdom		6	6	100%
SOW - Great Joy 3		2	2	100%
SOW - Hearts of Joy 2		2	2	100%
SOW - Great Joy 1		2	2	100%
Steadfast Housing Development Corporation		4	4	100%
SHDC - Oahu Shelter Plus Care Program		4	4	100%
USVETS	4	131	135	97%
USVETS - BP Ewa HOPTTEL		3	3	100%
USVETS - BP GPD Bridge Housing		11	11	100%
USVETS - BP GPD Clinical Treatment		9	9	100%
USVETS - BP GPD Low Demand		6	6	100%
USVETS - BP Hilo HOPTTEL Program		3	3	100%
USVETS - BP Kauai HOPTTEL Program		1	1	100%
USVETS - BP Oahu Region 3 - Street Outreach (HPO)		23	23	100%
USVETS - BP Oahu Region 5 - Street Outreach (HPO)		4	4	100%
USVETS - BP Pearl City HOPTTEL		1	1	100%
USVETS - BP Pearl City Seniors HOPTTEL		3	3	100%
USVETS - BP Respite Beds Barbers Point		4	4	100%
USVETS - SSVF Priority 1 Homeless Prevention	2	9	11	82%
USVETS - SSVF Priority 1 Rapid Re-housing	2	23	25	92%
USVETS - WCC Emergency Shelter		20	20	100%
USVETS - WCC ESG Rapid Re-Housing 2017		2	2	100%
USVETS - WCC HPO RRH Homeless Prevention		5	5	100%
USVETS - WCC HPO RRH Rapid Re-Housing		2	2	100%
USVETS - BP Leeward PSH		2	2	100%
Waianae Coast Comprehensive Health Center	29	8	37	22%
WCCHC - Homeless Outreach Program	29	8	37	22%
Waikiki Health		36	36	100%
WH - Next Step Emergency Shelter		36	36	100%
Waimanalo Health Center		4	4	100%
NALO - Waimanalo Health Center Street Outreach		4	4	100%
Women In Need		8	8	100%
WIN - Bridge To Success Halawa TH (formerly Waianae)		3	3	100%
WIN - Bridge To Success Kauai TH		3	3	100%
WIN - Family House Aiea TH		2	2	100%
Hawaii Island Home for Recovery	1	2	3	67%
HIHR - Transitional Housing		1	1	100%
HIHR - PSH 1		1	1	100%
HIHR - PSH 4	1		1	0%
Salvation Army RHY (Big Island)	1		1	0%
SARMY - Big Island RHY TLP	1		1	0%
Grand Total	71	954	1025	93%

**Consent to Share Data by Program Type
Active Adults During May 2018**

Program Types	No	Yes	Grand Total	% Consent
Emergency Shelter (ES)	55	1,526	1,581	97%
Homeless Outreach	297	1,556	1,853	84%
Homeless Prevention	76	703	779	90%
Permanent Supportive Housing (PSH) and PH	490	834	1,324	63%
Rapid Re-Housing (RRH)	86	1,237	1,323	93%
Services Only program	7	251	258	97%
Transitional Housing (TH)	65	834	899	93%
Grand Total	1,076	6,941	8,017	87%

**Consent to Share Data by Organization and Program
Active Adults During May 2018**

Organization/Program	No	Yes	Grand Total	% Consent
ALEA - Street Outreach Program	1	21	22	95%
Alternative Structures International	34	350	384	91%
ASI - HPO RRH Homeless Prevention	1	20	21	95%
ASI - HPO RRH Rapid Re-Housing	8	85	93	91%
ASI - Kauhale Kamaile		15	15	100%
ASI - Leeward CoC PSH		22	22	100%
ASI - Ohana Ola O Kahumana	14	93	107	87%
ASI - Ulu Ke Kukui (Villages of Maili)	11	114	125	91%
ASI - ESG Rapid Re-Housing		1	1	100%
CARE Hawaii		3	3	100%
CARE - Care Hawaii AMHD Services Only Program		1	1	100%
CARE - Care Hawaii AMHD Street Outreach Program		2	2	100%
Catholic Charities Hawaii	64	681	745	91%
CCH - HPO NI Housing First (Kauai)		8	8	100%
CCH - HPO RRH Homeless Prevention (Kauai)		2	2	100%
CCH - HPO RRH Rapid Re-Housing (Kauai)	1	18	19	95%
CCH - HPP Homeless Prevention	11	59	70	84%
CCH - HPP Rapid Re-housing	44	290	334	87%
CCH - Kakaako Family Assessment Center	1	23	24	96%
CCH - Ma'ili Land Transitional Housing		20	20	100%
CCH - SHEG NI Homelessness Prevention	1	95	96	99%
CCH - SHEG NI Rapid Rehousing	1	27	28	96%
CCH - SHEG Oahu Homelessness Prevention	2	61	63	97%
CCH - SHEG Oahu Rapid Re-Housing	1	18	19	95%
CCH - SSVF Priority 1 Homeless Prevention	1	12	13	92%
CCH - SSVF Priority 1 Rapid Rehousing	1	48	49	98%
CHOW Project		42	42	100%
CHOW - Oahu Region 1 - Street Outreach (HPO)		39	39	100%
CHOW - Oahu Region 6 - Street Outreach (HPO)		3	3	100%
Family Life Center	4	490	494	99%
FLC - ESG Kauai Rapid Re-housing	1	16	17	94%
FLC - ESG Maui Rapid Re-housing		31	31	100%
FLC - Ho'olanani		8	8	100%
FLC - HPO NI Housing First		26	26	100%
FLC - HPO RRH Rapid Re-Housing		18	18	100%

**Consent to Share Data by Organization and Program
Active Adults During May 2018**

Organization/Program	No	Yes	Grand Total	% Consent
FLC - HPP Kauai Homelessness Prevention		15	15	100%
FLC - HPP Kauai Rapid Re-housing		9	9	100%
FLC - HPP Maui Homelessness Prevention	3	51	54	94%
FLC - HPP Maui Rapid Re-housing		31	31	100%
FLC - Maui Regions 1, 2, 3, 6 - Street Outreach (HPO)		109	109	100%
FLC - Maui Regions 4, 5 - Street Outreach (HPO)		100	100	100%
FLC - Rental Assistance Program (RAP)		9	9	100%
FLC - S+C 1		2	2	100%
FLC - S+C 2		25	25	100%
FLC - S+C 3		12	12	100%
FLC - S+C 6 (Eha split)		25	25	100%
FLC - S+C 7		3	3	100%
Family Promise of Hawaii		19	19	100%
FPH - Honolulu Family Center		7	7	100%
FPH - Windward Family Center		5	5	100%
FPH - ESG Rapid Rehousing		7	7	100%
Gregory House Programs	62	69	131	53%
GHP - Community Residential Program TH	6	20	26	77%
GHP - ESG Homeless Prevention		3	3	100%
GHP - ESG Rapid Re-Housing		5	5	100%
GHP - HOPWA Formula - PSH TBRA	19	8	27	30%
GHP - HOPWA Gregory House (Competitive TH)	4	5	9	56%
GHP - HOPWA SPNS - Competitive PSH TBRA	25	9	34	26%
GHP - SPC - CoC Program PSH TBRA	8	19	27	70%
Hale Kipa	1	5	6	83%
HKIPA - Apaa Women's Shelter TLP	1	2	3	67%
HKIPA - Maka`aloa Men's TLP		3	3	100%
HNP - Hale Na`au Pono AMHD Street Outreach Program		1	1	100%
HAP - Na Kahua Hale O Ulu Wini		19	19	100%
Hawaii Island Home for Recovery	7	37	44	84%
HIHR - PSH 1	6	10	16	63%
HIHR - PSH 2		3	3	100%
HIHR - PSH 3		3	3	100%
HIHR - PSH 4	1	5	6	83%
HIHR - Transitional Housing		16	16	100%
HNO - Weinberg Village Waimanalo	2	50	52	96%
Honolulu Community Action Program	7	109	116	94%
HCAP - HPO RRH Homeless Prevention	2	12	14	86%
HCAP - HPO RRH Rapid Re-Housing		28	28	100%
HCAP - Kumuhonua	5	69	74	93%
HKO - Lahilahi		7	7	100%
HOPE Services Hawaii, Inc.	1	610	611	100%
HOPE - East Hawaii Emergency Mens Program ES		42	42	100%
HOPE - ESG Homelessness Prevention		3	3	100%
HOPE - ESG Rapid Re-housing		14	14	100%
HOPE - Hawaii Regions 1, 8, 9, 10 - Street Outreach (HPO)	1	43	44	98%
HOPE - Hawaii Regions 2, 3, 4, 5, 6, 7 - Street Outreach (HPO)		76	76	100%

**Consent to Share Data by Organization and Program
Active Adults During May 2018**

Organization/Program	No	Yes	Grand Total	% Consent
HOPE - HPO NI Housing First		76	76	100%
HOPE - HPO RRH Homeless Prevention		4	4	100%
HOPE - HPO RRH Rapid Re-Housing		82	82	100%
HOPE - HPP Homelessness Prevention		32	32	100%
HOPE - HPP Rapid Re-housing		72	72	100%
HOPE - Kiheipua		34	34	100%
HOPE - Kukui S+C Program		45	45	100%
HOPE - Kuleana House		3	3	100%
HOPE - New Start		17	17	100%
HOPE - PATH Street Outreach Program		35	35	100%
HOPE - West Hawaii Emergency Housing Program		27	27	100%
HOPE - Wilder House		5	5	100%
Housing Solutions, Inc.	1	92	93	99%
HSI - Kulaokahua Apts (TH for the Elderly)		30	30	100%
HSI - Na Kolea Rooming House (TH for Working Singles)	1	62	63	98%
Institute for Human Services	234	1412	1646	86%
IHS - AMHD Street Outreach Program		2	2	100%
IHS - Behavioral Health ES	5	14	19	74%
IHS - City FY15 Housing First PSH	22	111	133	83%
IHS - ESG Homelessness Prevention	16	70	86	81%
IHS - ESG Rapid Re-housing	6	46	52	88%
IHS - Hale Mauliola Program (Sand Island ES)	2	95	97	98%
IHS - HOMES Clean & Sober	2	25	27	93%
IHS - HPO RRH Homeless Prevention		3	3	100%
IHS - HPO RRH Rapid Re-Housing	6	38	44	86%
IHS - HPP Homelessness Prevention	17	100	117	85%
IHS - HPP Rapid Re-housing	3	58	61	95%
IHS - Kaa`ahi Families ES	2	43	45	96%
IHS - Kaa`ahi Women's ES	2	94	96	98%
IHS - New PSH 2013 (CoC Funded)	14	19	33	58%
IHS - New Youth Rapid Re-Housing 2016 (NYRRH 2016)	1	8	9	89%
IHS - Oahu Region 1 - Street Outreach (HPO)	11	82	93	88%
IHS - Oahu Region 2 - Street Outreach (HPO)	17	172	189	91%
IHS - Oahu Region 4 - Street Outreach (HPO)	11	80	91	88%
IHS - RRH Bridge Funding (AUW FY2017)		1	1	100%
IHS - SPC Home At Last 2010	64	13	77	17%
IHS - SPC Home Sweet Home	4	15	19	79%
IHS - SPC Home Sweet Home II	3	7	10	70%
IHS - SPC No Place Like Home	8	9	17	53%
IHS - Sumner Men's ES	13	281	294	96%
IHS - TBH Medical Respite (ES)	5	26	31	84%
Ka Hale A Ke Ola, Inc	3	287	290	99%
KHAKO - Central Emergency Shelter	2	161	163	99%
KHAKO - Central Transitional Housing		9	9	100%
KHAKO - Westside ES	1	103	104	99%
KHAKO - Westside TH		14	14	100%
Kalihi Palama Health Center	171	260	431	60%

**Consent to Share Data by Organization and Program
Active Adults During May 2018**

Organization/Program	No	Yes	Grand Total	% Consent
KPHC - ESG Homelessness Prevention		19	19	100%
KPHC - ESG Rapid Re-housing	3	15	18	83%
KPHC - New Beginnings S+C Program	116	47	163	29%
KPHC - Oahu Region 1 - Street Outreach (HPO)	48	109	157	69%
KPHC - Oahu Region 2 - Street Outreach (HPO)	1	3	4	75%
KPHC - Oahu Region 6 - Street Outreach (HPO)		5	5	100%
KPHC - PATH Street Outreach Program	3	62	65	95%
Kauai Economic Opportunity	25	272	297	92%
KEO - ESG Homelessness Prevention	16	23	39	59%
KEO - Kauai All Regions - Street Outreach (HPO)	4	149	153	97%
KEO - Kome Transitional Housing Program		2	2	100%
KEO - Komohana Group Home TH	1	2	3	67%
KEO - Lawehana Transitional Housing Program		2	2	100%
KEO - Lihue Court Transitional Housing		8	8	100%
KEO - Mana'olana Emergency	1	77	78	99%
KEO - Mana'olana Transitional Housing		8	8	100%
KEO - Pa`a Hana PSH	3	1	4	25%
Kealahou West Oahu	32	200	232	86%
KWO - Oahu Region 7 - Street Outreach (HPO)	16	46	62	74%
KWO - Onelau`ena Emergency Shelter	7	94	101	93%
KWO - Onemalu Transitional Housing	9	60	69	87%
Legal Aid Society of Hawaii	7	252	259	97%
LASH - HPO Legal Services Program	7	250	257	97%
LASH - SSVF Legal Services Program		2	2	100%
Maui AIDS Foundation	20		20	0%
MAF - HOPWA Formula - PSH TBRA	18		18	0%
MAF - HOPWA Formula STRMU	2		2	0%
MYFS - BCP Homeless Prevention Program	2		2	0%
Mental Health Kokua	3	54	57	95%
MHK - Oahu Activity Center Homeless Outreach Program		25	25	100%
MHK - PATH Street Outreach Program		6	6	100%
MHK - Safe Haven Permanent Supportive Housing	3	23	26	88%
Salvation Army FSO	3	74	77	96%
SARMY - FSO HPO RRH Homeless Prevention		27	27	100%
SARMY - FSO HPO RRH Rapid Re-Housing	3	35	38	92%
SARMY - FSO Pathway of Hope Transitional Housing		12	12	100%
SARMY - Ka Ohu Hou O Manoa FTS	6	10	16	63%
SARMY - Maui Homeless Outreach Program	31	5	36	14%
SARMY - Big Island RHY TLP	2		2	0%
Shelter of Wisdom	9	57	66	86%
SOW - Great Joy 1	1	8	9	89%
SOW - Great Joy 2	1	9	10	90%
SOW - Great Joy 3	1	9	10	90%
SOW - Great Joy 4	1	5	6	83%
SOW - Hearts of Joy 1		2	2	100%
SOW - Hearts of Joy 2	1	13	14	93%
SOW - Streams of Joy 1	2	4	6	67%

**Consent to Share Data by Organization and Program
Active Adults During May 2018**

Organization/Program	No	Yes	Grand Total	% Consent
SOW - Streams of Joy 2	2	7	9	78%
Steadfast Housing Development Corporation	129	107	236	45%
SHDC - Ahukini CoC Funded (Oahu)		4	4	100%
SHDC - Eha S+C	14	12	26	46%
SHDC - Eono S+C	1	4	5	80%
SHDC - Hale Ulu Pono TH		5	5	100%
SHDC - Kaahale CoC Funded (Kauai)	2	3	5	60%
SHDC - Kalaeloa (Headway House) CoC Funded (Oahu)	14	18	32	56%
SHDC - Kaukama CoC Funded PSH (Oahu)	1	2	3	67%
SHDC - Kaulana CoC Funded (Maui)	2	3	5	60%
SHDC - Komo Mai CoC Funded PSH (Oahu)	2	2	4	50%
SHDC - Kulalani CoC Funded (Maui)	5	1	6	17%
SHDC - Oahu Shelter Plus Care Program	88	53	141	38%
USVETS	60	888	948	94%
USVETS - BP Ewa HOPTel		4	4	100%
USVETS - BP GPD Bridge Housing		46	46	100%
USVETS - BP GPD Clinical Treatment		38	38	100%
USVETS - BP GPD Low Demand		31	31	100%
USVETS - BP Hilo HOPTel Program		8	8	100%
USVETS - BP HPO Housing First PSH	20	61	81	75%
USVETS - BP Kauai HOPTel Program		6	6	100%
USVETS - BP Leeward PSH		7	7	100%
USVETS - BP Oahu Region 3 - Street Outreach (HPO)	1	71	72	99%
USVETS - BP Oahu Region 5 - Street Outreach (HPO)		85	85	100%
USVETS - BP Pearl City HOPTel		6	6	100%
USVETS - BP Pearl City Seniors HOPTel		8	8	100%
USVETS - BP Permanent Supportive Housing CoC	5	6	11	55%
USVETS - BP PH2 CHAMPS VET FAMILIES	10	10	20	50%
USVETS - BP Respite Beds Barbers Point		11	11	100%
USVETS - SSVF Priority 1 Homeless Prevention	2	42	44	95%
USVETS - SSVF Priority 1 Rapid Re-housing	3	123	126	98%
USVETS - WCC Emergency Shelter	5	117	122	96%
USVETS - WCC ESG Homelessness Prevention		16	16	100%
USVETS - WCC ESG Rapid Re-housing	2	17	19	89%
USVETS - WCC ESG Rapid Re-Housing 2017		18	18	100%
USVETS - WCC HOPTel		5	5	100%
USVETS - WCC Housing First Increment II (City)	12	91	103	88%
USVETS - WCC HPO RRH Homeless Prevention		34	34	100%
USVETS - WCC HPO RRH Rapid Re-Housing		27	27	100%
WCCHC - Homeless Outreach Program	151	201	352	57%
WH - Next Step Emergency Shelter		170	170	100%
NALO - Waimanalo Health Center Street Outreach	1	22	23	96%
Women In Need	3	65	68	96%
WIN - Bridge To Success Halawa TH (formerly Waianae)	1	31	32	97%
WIN - Bridge To Success Kauai TH	1	20	21	95%
WIN - Family House Aiea TH	1	14	15	93%
Grand Total	1076	6941	8017	87%

**Length of Stay by Program Type - Statewide
Exits During May 2018**

Program Type	# Exits in May	Average Days to Exit
Emergency Shelter (ES)	422	101
Homeless Outreach	264	94
Homeless Prevention	480	128
Permanent Supportive Housing (PSH)	36	876
Rapid Re-Housing (RRH)	301	168
Services Only program	52	215
Transitional Housing (TH)	121	280
Grand Total	1676	153

**Length of Stay by County and Program Type
Exits During May 2018**

County/Program Type	# Exits in May	Average Days to Exit
Hawaii	333	152
Emergency Shelter (ES)	35	71
Homeless Outreach	25	158
Homeless Prevention	183	137
Permanent Supportive Housing (PSH)	9	695
Rapid Re-Housing (RRH)	72	164
Transitional Housing (TH)	9	133
Kauai	57	138
Emergency Shelter (ES)	30	81
Homeless Outreach	12	206
Homeless Prevention	3	238
Rapid Re-Housing (RRH)	5	262
Transitional Housing (TH)	7	135
Maui	219	112
Emergency Shelter (ES)	80	121
Homeless Outreach	71	40
Homeless Prevention	18	171
Permanent Supportive Housing (PSH)	1	347
Rapid Re-Housing (RRH)	41	158
Transitional Housing (TH)	8	267
Oahu	1067	162
Emergency Shelter (ES)	277	101
Homeless Outreach	156	99
Homeless Prevention	276	118
Permanent Supportive Housing (PSH)	26	959
Rapid Re-Housing (RRH)	183	170
Services Only program	52	215
Transitional Housing (TH)	97	305
Grand Total	1676	153

**Length of Stay by Organization and Program
Exits During May 2018**

Organization/Program	# Exits in April	Average Days to Exit
ALEA Bridge	1	126
ALEA - Street Outreach Program	1	126
Alternative Structures International	29	493
ASI - Ohana Ola O Kahumana	11	447
ASI - Ulu Ke Kukui (Villages of Maili)	17	550
ASI - HPO RRH Rapid Re-Housing	1	37
Catholic Charities Hawaii	491	143
CCH - HPP Rapid Re-housing	112	213
CCH - Kakaako Family Assessment Center	8	42
CCH - Ma'ili Land Transitional Housing	2	69
CCH - SHEG Oahu Homelessness Prevention	113	122
CCH - SSVF Priority 1 Homeless Prevention	9	187
CCH - SSVF Priority 1 Rapid Rehousing	1	87
CCH - SHEG Oahu Rapid Re-Housing	29	91
CCH - SHEG NI Homelessness Prevention	173	131
CCH - SHEG NI Rapid Rehousing	40	111
CCH - HPO RRH Rapid Re-Housing (Kauai)	3	214
CCH - HPO RRH Homeless Prevention (Kauai)	1	97
CHOW Project	5	34
CHOW - Oahu Region 6 - Street Outreach (HPO)	2	70
CHOW - Oahu Region 1 - Street Outreach (HPO)	3	10
Family Life Center	133	98
FLC - ESG Maui Rapid Re-housing	18	161
FLC - Ho'olanani	4	78
FLC - HPO NI Housing First	1	347
FLC - HPO RRH Rapid Re-Housing	3	111
FLC - HPP Maui Homelessness Prevention	18	171
FLC - HPP Maui Rapid Re-housing	17	158
FLC - Maui Regions 1, 2, 3, 6 - Street Outreach (HPO)	38	47
FLC - Maui Regions 4, 5 - Street Outreach (HPO)	31	24
FLC - HPP Kauai Homelessness Prevention	2	308
FLC - ESG Kauai Rapid Re-housing	1	268
Family Promise of Hawaii	13	68
FPH - Windward Family Center	4	63
FPH - Honolulu Family Center	6	103
FPH - ESG Rapid Rehousing	3	5
Gregory House Programs	7	761
GHP - Community Residential Program TH	3	203
GHP - SPC - CoC Program PSH TBRA	4	1179
Hale Kipa	1	546
HKIPA - Apana Women's Shelter TLP	1	546
Hawaii Island Home for Recovery	4	532
HIHR - Transitional Housing	1	247
HIHR - PSH 1	3	627
Holomua Na Ohana	9	123
HNO - Weinberg Village Waimanalo	9	123
Honolulu Community Action Program	7	428
HCAP - Kumuhonua	7	428
HOPE Services Hawaii, Inc.	113	189
HOPE - East Hawaii Emergency Mens Program ES	18	80
HOPE - Hawaii Regions 1, 8, 9, 10 - Street Outreach (HPO)	3	208
HOPE - Hawaii Regions 2, 3, 4, 5, 6, 7 - Street Outreach (HPO)	11	113
HOPE - HPO NI Housing First	3	388

**Length of Stay by Organization and Program
Exits During May 2018**

Organization/Program	# Exits in April	Average Days to Exit
HOPE - HPO RRH Rapid Re-Housing	10	211
HOPE - HPP Rapid Re-housing	11	311
HOPE - Kiheipua	8	73
HOPE - Kukui S+C Program	3	1070
HOPE - PATH Street Outreach Program	11	190
HOPE - West Hawaii Emergency Housing Program	6	63
HOPE - ESG Homelessness Prevention	1	222
HOPE - HPP Homelessness Prevention	9	226
HOPE - New Start	11	169
HOPE - Kuleana House	3	127
HOPE - Wilder House	5	114
Housing Solutions, Inc.	10	356
HSI - Na Kolea Rooming House (TH for Working Singles)	7	333
HSI - Kulaokahua Apts (TH for the Elderly)	3	411
Institute for Human Services	283	153
IHS - Behavioral Health ES	6	56
IHS - City FY15 Housing First PSH	3	740
IHS - ESG Homelessness Prevention	4	290
IHS - HPP Homelessness Prevention	67	182
IHS - Kaa`ahi Families ES	31	68
IHS - Kaa`ahi Women's ES	33	93
IHS - Oahu Region 2 - Street Outreach (HPO)	3	281
IHS - Oahu Region 4 - Street Outreach (HPO)	2	93
IHS - Sumner Men's ES	53	64
IHS - TBH Medical Respite (ES)	15	31
IHS - Hale Mauiola Program (Sand Island ES)	24	65
IHS - HPP Rapid Re-housing	20	153
IHS - Oahu Region 1 - Street Outreach (HPO)	11	99
IHS - SPC Home Sweet Home	9	1214
IHS - HPO RRH Homeless Prevention	2	283
Ka Hale A Ke Ola, Inc	84	137
KHAKO - Central Emergency Shelter	49	102
KHAKO - Central Transitional Housing	4	234
KHAKO - Westside ES	27	163
KHAKO - Westside TH	4	300
Kalihi Palama Health Center	39	84
KPHC - Oahu Region 1 - Street Outreach (HPO)	21	75
KPHC - PATH Street Outreach Program	18	96
Kauai Economic Opportunity	48	128
KEO - Mana'olana Emergency	28	83
KEO - Mana'olana Transitional Housing	6	158
KEO - Kauai All Regions - Street Outreach (HPO)	12	206
KEO - ESG Rapid Re-housing	1	399
KEO - Lihue Court Transitional Housing	1	0
Kealahou West Oahu	41	214
KWO - Onelau`ena Emergency Shelter	11	568
KWO - Oahu Region 7 - Street Outreach (HPO)	27	43
KWO - Onemalu Transitional Housing	3	457
Legal Aid Society of Hawaii	52	215
LASH - HPO Legal Services Program	52	215
Mental Health Kokua	2	69
MHK - Oahu Activity Center Homeless Outreach Program	2	69
Salvation Army FSO	2	6

**Length of Stay by Organization and Program
Exits During May 2018**

Organization/Program	# Exits in April	Average Days to Exit
SARMY - FSO HPO RRH Homeless Prevention	1	0
SARMY - FSO HPO RRH Rapid Re-Housing	1	11
Salvation Army Maui	2	142
SARMY - Maui Homeless Outreach Program	2	142
Shelter of Wisdom	6	202
SOW - Great Joy 3	1	317
SOW - Hearts of Joy 2	2	48
SOW - Hearts of Joy 1	2	328
SOW - Great Joy 1	1	143
Steadfast Housing Development Corporation	6	814
SHDC - Oahu Shelter Plus Care Program	3	752
SHDC - Ahukini CoC Funded (Oahu)	1	212
SHDC - Hale Ulu Pono TH	1	460
SHDC - Kaukama CoC Funded PSH (Oahu)	1	1953
USVETS	230	92
USVETS - BP Ewa HOPTel	2	13
USVETS - BP GPD Bridge Housing	10	94
USVETS - BP GPD Clinical Treatment	10	168
USVETS - BP GPD Low Demand	7	84
USVETS - BP Hilo HOPTel Program	3	32
USVETS - BP Kauai HOPTel Program	2	56
USVETS - BP Oahu Region 3 - Street Outreach (HPO)	40	119
USVETS - BP Oahu Region 5 - Street Outreach (HPO)	16	120
USVETS - BP Pearl City Seniors HOPTel	2	50
USVETS - BP Respite Beds Barbers Point	3	141
USVETS - SSVF Priority 1 Homeless Prevention	5	69
USVETS - SSVF Priority 1 Rapid Re-housing	16	88
USVETS - WCC Emergency Shelter	25	90
USVETS - WCC HOPTel	4	43
USVETS - BP PH2 CHAMPS VET FAMILIES	1	438
USVETS - WCC HPO RRH Homeless Prevention	75	39
USVETS - SSVF Priority 2 Rapid Re-housing	3	187
USVETS - BP Leeward PSH	2	85
USVETS - BP HPO Housing First PSH	3	750
USVETS - BP Pearl City HOPTel	1	46
Waianae Coast Comprehensive Health Center	10	175
WCCHC - Homeless Outreach Program	10	175
Waikiki Health	43	126
WH - Next Step Emergency Shelter	43	126
Women In Need	5	216
WIN - Bridge To Success Halawa TH (formerly Waianae)	2	118
WIN - Family House Aiea TH	3	281
Grand Total	1676	153

Timeliness Report - May 2018 (Intakes)

Date Range: 5/1/2018 - 5/31/2018

Program Name	Program Type	Clients Enrolled	Avg Days to Input
Hawaii County VI SPDAT v2 Family	Coordinated Assessment	19	1.84
Hawaii County VI SPDAT v2 Individual	Coordinated Assessment	40	3.65
Kauai County VI SPDAT v2 Family	Coordinated Assessment	17	0.41
Kauai County VI SPDAT v2 Individual	Coordinated Assessment	25	1.12
Maui County VI SPDAT v2 Family	Coordinated Assessment	42	3.33
Maui County VI SPDAT v2 Individual	Coordinated Assessment	27	1.33
Oahu County VI SPDAT v2 Family	Coordinated Assessment	304	4.81
Oahu County VI SPDAT v2 Individual	Coordinated Assessment	217	2.53
Oahu County VI SPDAT v2 TAY	Coordinated Assessment	14	0.00
CCH - Kakaako Family Assessment Center	Emergency Shelter (ES)	8	2.75
FLC - Ho'olanani	Emergency Shelter (ES)	5	0.80
HKIPA - Girls Shelter BCP ES	Emergency Shelter (ES)	1	14.00
HOPE - East Hawaii Emergency Mens Program ES	Emergency Shelter (ES)	13	0.15
HOPE - Kiheipua	Emergency Shelter (ES)	7	0.14
HOPE - West Hawaii Emergency Housing Program	Emergency Shelter (ES)	16	2.19
IHS - Behavioral Health ES	Emergency Shelter (ES)	4	1.50
IHS - Hale Mauiola Program (Sand Island ES)	Emergency Shelter (ES)	25	2.20
IHS - Kaa`ahi Families ES	Emergency Shelter (ES)	23	4.30
IHS - Kaa`ahi Women's ES	Emergency Shelter (ES)	28	0.00
IHS - Sumner Men's ES	Emergency Shelter (ES)	46	2.93
IHS - TBH Medical Respite (ES)	Emergency Shelter (ES)	15	2.00
KEO - Mana'olana Emergency	Emergency Shelter (ES)	16	0.50
KHAKO - Central Emergency Shelter	Emergency Shelter (ES)	52	0.21
KHAKO - Westside ES	Emergency Shelter (ES)	32	0.00
KWO - Onelau`ena Emergency Shelter	Emergency Shelter (ES)	15	32.20
SOW - Great Joy 1	Emergency Shelter (ES)	2	15.00
SOW - Great Joy 3	Emergency Shelter (ES)	2	18.00
SOW - Hearts of Joy 2	Emergency Shelter (ES)	2	24.00
USVETS - BP Ewa HOPTTEL	Emergency Shelter (ES)	3	0.00
USVETS - BP Hilo HOPTTEL Program	Emergency Shelter (ES)	3	0.33
USVETS - BP Kauai HOPTTEL Program	Emergency Shelter (ES)	1	0.00
USVETS - BP Pearl City HOPTTEL	Emergency Shelter (ES)	1	0.00
USVETS - BP Pearl City Seniors HOPTTEL	Emergency Shelter (ES)	3	0.33
USVETS - BP Respite Beds Barbers Point	Emergency Shelter (ES)	4	0.75
USVETS - WCC Emergency Shelter	Emergency Shelter (ES)	30	4.43
WH - Next Step Emergency Shelter	Emergency Shelter (ES)	36	0.97
ASI - HPO RRH Homeless Prevention	Homelessness Prevention	4	0.00
CCH - HPP Homeless Prevention	Homelessness Prevention	76	1.29
CCH - SHEG NI Homelessness Prevention	Homelessness Prevention	34	0.74
CCH - SHEG Oahu Homelessness Prevention	Homelessness Prevention	31	0.32
FLC - HPP Kauai Homelessness Prevention	Homelessness Prevention	4	0.00
GHP - ESG Homeless Prevention	Homelessness Prevention	1	18.00
HCAP - HPO RRH Homeless Prevention	Homelessness Prevention	23	3.09
HOPE - HPP Homelessness Prevention	Homelessness Prevention	13	1.00
IHS - ESG Homelessness Prevention	Homelessness Prevention	39	3.54
IHS - HPP Homelessness Prevention	Homelessness Prevention	2	0.00
SARMY - FSO HPO RRH Homeless Prevention	Homelessness Prevention	5	0.00
USVETS - SSVF Priority 1 Homeless Prevention	Homelessness Prevention	18	9.28
USVETS - WCC HPO RRH Homeless Prevention	Homelessness Prevention	11	0.00
FLC - HPO NI Housing First	PH - Permanent Supportive Housing	4	6.50
FLC - S+C 2	PH - Permanent Supportive Housing	1	7.00
FLC - S+C 3	PH - Permanent Supportive Housing	3	1.00
GHP - HOPWA Formula - PSH TBRA	PH - Permanent Supportive Housing	1	4.00
GHP - HOPWA SPNS - Competitive PSH TBRA	PH - Permanent Supportive Housing	1	4.00
GHP - SPC - CoC Program PSH TBRA	PH - Permanent Supportive Housing	1	0.00
HIHR - PSH 1	PH - Permanent Supportive Housing	1	13.00

Timeliness Report - May 2018 (Intakes)

Date Range: 5/1/2018 - 5/31/2018

Program Name	Program Type	Clients Enrolled	Avg Days to Input
HIHR - PSH 4	PH - Permanent Supportive Housing	1	0.00
HOPE - HPO NI Housing First	PH - Permanent Supportive Housing	5	9.00
HOPE - Kukui S+C Program	PH - Permanent Supportive Housing	3	2.33
IHS - City FY15 Housing First PSH	PH - Permanent Supportive Housing	4	5.75
IHS - New PSH 2013 (CoC Funded)	PH - Permanent Supportive Housing	3	0.67
IHS - SPC Home Sweet Home	PH - Permanent Supportive Housing	1	2.00
IHS - SPC Home Sweet Home II	PH - Permanent Supportive Housing	1	2.00
IHS - SPC No Place Like Home	PH - Permanent Supportive Housing	1	1.00
KPHC - New Beginnings S+C Program	PH - Permanent Supportive Housing	1	6.00
MHK - Safe Haven Permanent Supportive Housing	PH - Permanent Supportive Housing	2	1.00
SHDC - Oahu Shelter Plus Care Program	PH - Permanent Supportive Housing	4	3.75
USVETS - BP Leeward PSH	PH - Permanent Supportive Housing	2	1.50
ASI - ESG Rapid Re-Housing	PH - Rapid Re-Housing	1	0.00
ASI - HPO RRH Rapid Re-Housing	PH - Rapid Re-Housing	6	0.00
CCH - HPO RRH Rapid Re-Housing (Kauai)	PH - Rapid Re-Housing	6	0.00
CCH - HPP Rapid Re-housing	PH - Rapid Re-Housing	19	1.84
CCH - SHEG NI Rapid Rehousing	PH - Rapid Re-Housing	2	0.00
CCH - SHEG Oahu Rapid Re-Housing	PH - Rapid Re-Housing	7	0.00
CCH - SSVF Priority 1 Rapid Rehousing	PH - Rapid Re-Housing	6	0.33
FLC - ESG Kauai Rapid Re-housing	PH - Rapid Re-Housing	2	0.00
FLC - ESG Maui Rapid Re-housing	PH - Rapid Re-Housing	19	1.79
FLC - HPO RRH Rapid Re-Housing	PH - Rapid Re-Housing	18	6.39
FLC - HPP Kauai Rapid Re-housing	PH - Rapid Re-Housing	2	0.00
FLC - HPP Maui Rapid Re-housing	PH - Rapid Re-Housing	22	2.91
FLC - Rental Assistance Program (RAP)	PH - Rapid Re-Housing	15	2.40
FPH - ESG Rapid Rehousing	PH - Rapid Re-Housing	6	2.50
GHP - ESG Rapid Re-Housing	PH - Rapid Re-Housing	3	0.33
HOPE - HPO RRH Rapid Re-Housing	PH - Rapid Re-Housing	2	1.50
HOPE - HPP Rapid Re-housing	PH - Rapid Re-Housing	22	6.18
IHS - ESG Rapid Re-housing	PH - Rapid Re-Housing	8	2.00
IHS - HPO RRH Rapid Re-Housing	PH - Rapid Re-Housing	5	1.60
SARMY - FSO HPO RRH Rapid Re-Housing	PH - Rapid Re-Housing	16	1.63
USVETS - SSVF Priority 1 Rapid Re-housing	PH - Rapid Re-Housing	33	3.27
USVETS - WCC ESG Rapid Re-Housing 2017	PH - Rapid Re-Housing	7	0.00
USVETS - WCC HPO RRH Rapid Re-Housing	PH - Rapid Re-Housing	10	0.20
LASH - HPO Legal Services Program	Services Only	39	0.18
ALEA - Street Outreach Program	Street Outreach	1	14.00
CHOW - Oahu Region 1 - Street Outreach (HPO)	Street Outreach	11	1.73
FLC - Maui Regions 1, 2, 3, 6 - Street Outreach (HPO)	Street Outreach	32	1.19
FLC - Maui Regions 4, 5 - Street Outreach (HPO)	Street Outreach	34	1.29
HOPE - Hawaii Regions 1, 8, 9, 10 - Street Outreach (HPO)	Street Outreach	1	4.00
HOPE - Hawaii Regions 2, 3, 4, 5, 6, 7 - Street Outreach (HPO)	Street Outreach	16	1.00
HOPE - PATH Street Outreach Program	Street Outreach	5	5.00
IHS - Oahu Region 1 - Street Outreach (HPO)	Street Outreach	16	2.50
IHS - Oahu Region 2 - Street Outreach (HPO)	Street Outreach	20	1.20
IHS - Oahu Region 4 - Street Outreach (HPO)	Street Outreach	17	2.76
KEO - Kauai All Regions - Street Outreach (HPO)	Street Outreach	42	4.67
KPHC - Oahu Region 1 - Street Outreach (HPO)	Street Outreach	29	2.66
KPHC - Oahu Region 6 - Street Outreach (HPO)	Street Outreach	4	1.75
KPHC - PATH Street Outreach Program	Street Outreach	17	1.94
KWO - Oahu Region 7 - Street Outreach (HPO)	Street Outreach	18	11.50
LASH - SSVF Legal Services Program	Street Outreach	1	0.00
MHK - Oahu Activity Center Homeless Outreach Program	Street Outreach	5	0.00
MHK - PATH Street Outreach Program	Street Outreach	1	0.00
NALO - Waimanalo Health Center Street Outreach	Street Outreach	5	6.40
SARMY - Maui Homeless Outreach Program	Street Outreach	7	0.00

Timeliness Report - May 2018 (Intakes)

Date Range: 5/1/2018 - 5/31/2018

Average Days Taken to Input Enrollments (clients enrolled during)			
Program Name	Program Type	Clients Enrolled	Avg Days to Input
USVETS - BP Oahu Region 3 - Street Outreach (HPO)	Street Outreach	28	11.82
USVETS - BP Oahu Region 5 - Street Outreach (HPO)	Street Outreach	10	8.50
WCCHC - Homeless Outreach Program	Street Outreach	42	5.33
ASI - Ohana Ola O Kahumana	Transitional Housing (TH)	5	0.00
ASI - Ulu Ke Kukui (Villages of Maili)	Transitional Housing (TH)	3	0.00
CCH - Ma'ili Land Transitional Housing	Transitional Housing (TH)	1	0.00
GHP - Community Residential Program TH	Transitional Housing (TH)	5	2.00
HCAP - Kumuhonua	Transitional Housing (TH)	3	0.33
HIHR - Transitional Housing	Transitional Housing (TH)	1	8.00
HNO - Weinberg Village Waimanalo	Transitional Housing (TH)	10	0.00
HOPE - Kuleana House	Transitional Housing (TH)	5	0.00
HSI - Kulaokahua Apts (TH for the Elderly)	Transitional Housing (TH)	2	0.00
HSI - Na Kolea Rooming House (TH for Working Singles)	Transitional Housing (TH)	5	0.00
KHAKO - Central Transitional Housing	Transitional Housing (TH)	1	0.00
SARMY - Big Island RHY TLP	Transitional Housing (TH)	1	0.00
USVETS - BP GPD Bridge Housing	Transitional Housing (TH)	11	0.45
USVETS - BP GPD Clinical Treatment	Transitional Housing (TH)	9	0.33
USVETS - BP GPD Low Demand	Transitional Housing (TH)	6	0.17
WIN - Bridge To Success Halawa TH (formerly Waianae)	Transitional Housing (TH)	3	0.00
WIN - Bridge To Success Kauai TH	Transitional Housing (TH)	3	7.67
WIN - Family House Aiea TH	Transitional Housing (TH)	2	0.00
Aggregates		2113	3.04

Timeliness Report - May 2018 (Exits)

Date Range: 5/1/2018 - 5/31/2018

Average Days Taken to Exit Enrollments (clients exited during reporting period)			
Program Name	Program Type	Total Exited Clients	Avg Days to Exit
Hawaii County VI SPDAT v2 Family	Coordinated Assessment	23	3.30
Hawaii County VI SPDAT v2 Individual	Coordinated Assessment	32	2.66
Kauai County VI SPDAT v2 Family	Coordinated Assessment	6	3.00
Kauai County VI SPDAT v2 Individual	Coordinated Assessment	3	0.00
Maui County VI SPDAT v2 Family	Coordinated Assessment	55	1.82
Maui County VI SPDAT v2 Individual	Coordinated Assessment	29	2.21
Maui County VI SPDAT v2 TAY	Coordinated Assessment	1	15.00
Oahu County VI SPDAT v1 Family (CLOSED)	Coordinated Assessment	3	0.00
Oahu County VI SPDAT v2 Family	Coordinated Assessment	157	1.27
Oahu County VI SPDAT v2 Individual	Coordinated Assessment	193	1.06
CCH - Kakaako Family Assessment Center	Emergency Shelter (ES)	6	0.00
FLC - Ho'olanani	Emergency Shelter (ES)	2	1.50
FPH - Honolulu Family Center	Emergency Shelter (ES)	6	1.50
FPH - Windward Family Center	Emergency Shelter (ES)	4	1.00
HOPE - East Hawaii Emergency Mens Program ES	Emergency Shelter (ES)	13	0.38
HOPE - Kiheiipua	Emergency Shelter (ES)	6	7.17
HOPE - West Hawaii Emergency Housing Program	Emergency Shelter (ES)	6	0.67
IHS - Behavioral Health ES	Emergency Shelter (ES)	4	0.50
IHS - Hale Mauiola Program (Sand Island ES)	Emergency Shelter (ES)	15	1.00
IHS - Kaa`ahi Families ES	Emergency Shelter (ES)	16	0.38
IHS - Kaa`ahi Women's ES	Emergency Shelter (ES)	26	0.15
IHS - Sumner Men's ES	Emergency Shelter (ES)	46	3.98
IHS - TBH Medical Respite (ES)	Emergency Shelter (ES)	15	1.87
KEO - Mana'olana Emergency	Emergency Shelter (ES)	20	0.20
KHAKO - Central Emergency Shelter	Emergency Shelter (ES)	41	6.07
KHAKO - Westside ES	Emergency Shelter (ES)	26	3.65
KWO - Onelau`ena Emergency Shelter	Emergency Shelter (ES)	8	19.75
SOW - Great Joy 1	Emergency Shelter (ES)	1	27.00
SOW - Great Joy 3	Emergency Shelter (ES)	1	7.00
SOW - Hearts of Joy 1	Emergency Shelter (ES)	2	13.50
SOW - Hearts of Joy 2	Emergency Shelter (ES)	2	17.50
USVETS - BP Ewa HOPTEL	Emergency Shelter (ES)	1	0.00
USVETS - BP Hilo HOPTEL Program	Emergency Shelter (ES)	3	1.00
USVETS - BP Kauai HOPTEL Program	Emergency Shelter (ES)	1	0.00
USVETS - BP Pearl City HOPTEL	Emergency Shelter (ES)	1	0.00
USVETS - BP Pearl City Seniors HOPTEL	Emergency Shelter (ES)	2	0.00
USVETS - BP Respite Beds Barbers Point	Emergency Shelter (ES)	1	2.00
USVETS - WCC Emergency Shelter	Emergency Shelter (ES)	25	3.44
USVETS - WCC HOPTEL	Emergency Shelter (ES)	4	3.00
WH - Next Step Emergency Shelter	Emergency Shelter (ES)	38	1.45
CCH - SHEG NI Homelessness Prevention	Homelessness Prevention	114	0.03
CCH - SHEG Oahu Homelessness Prevention	Homelessness Prevention	90	0.00
CCH - SSVF Priority 1 Homeless Prevention	Homelessness Prevention	7	3.43
FLC - HPP Kauai Homelessness Prevention	Homelessness Prevention	2	0.00
FLC - HPP Maui Homelessness Prevention	Homelessness Prevention	14	14.79
HOPE - HPP Homelessness Prevention	Homelessness Prevention	6	5.67
IHS - ESG Homelessness Prevention	Homelessness Prevention	4	12.50
IHS - HPO RRH Homeless Prevention	Homelessness Prevention	2	0.00
IHS - HPP Homelessness Prevention	Homelessness Prevention	60	8.87
USVETS - SSVF Priority 1 Homeless Prevention	Homelessness Prevention	1	9.00
USVETS - WCC HPO RRH Homeless Prevention	Homelessness Prevention	75	0.00
FLC - HPO NI Housing First	PH - Permanent Supportive Housing	1	0.00
GHP - SPC - CoC Program PSH TBRA	PH - Permanent Supportive Housing	3	2.67
HIHR - PSH 1	PH - Permanent Supportive Housing	3	9.67
HOPE - HPO NI Housing First	PH - Permanent Supportive Housing	1	2.00
HOPE - Kukui S+C Program	PH - Permanent Supportive Housing	1	2.00
IHS - City FY15 Housing First PSH	PH - Permanent Supportive Housing	3	0.00
IHS - SPC Home Sweet Home	PH - Permanent Supportive Housing	2	3.50

Timeliness Report - May 2018 (Exits)

Date Range: 5/1/2018 - 5/31/2018

Average Days Taken to Exit Enrollments (clients exited during reporting period)			
Program Name	Program Type	Total Exited Clients	Avg Days to Exit
SHDC - Oahu Shelter Plus Care Program	PH - Permanent Supportive Housing	3	2.00
USVETS - BP HPO Housing First PSH	PH - Permanent Supportive Housing	1	3.00
USVETS - BP PH2 CHAMPS VET FAMILIES	PH - Permanent Supportive Housing	1	11.00
CCH - HPP Rapid Re-housing	PH - Rapid Re-Housing	59	3.76
CCH - SHEG NI Rapid Rehousing	PH - Rapid Re-Housing	24	0.63
CCH - SHEG Oahu Rapid Re-Housing	PH - Rapid Re-Housing	28	0.00
FLC - ESG Kauai Rapid Re-housing	PH - Rapid Re-Housing	1	0.00
FLC - ESG Maui Rapid Re-housing	PH - Rapid Re-Housing	16	26.88
FLC - HPO RRH Rapid Re-Housing	PH - Rapid Re-Housing	3	36.00
FLC - HPP Maui Rapid Re-housing	PH - Rapid Re-Housing	17	30.82
HOPE - HPO RRH Rapid Re-Housing	PH - Rapid Re-Housing	9	2.44
HOPE - HPP Rapid Re-housing	PH - Rapid Re-Housing	6	3.50
HOPE - New Start	PH - Rapid Re-Housing	11	1.64
IHS - HPP Rapid Re-housing	PH - Rapid Re-Housing	16	5.25
SARMY - FSO HPO RRH Rapid Re-Housing	PH - Rapid Re-Housing	1	0.00
USVETS - SSVF Priority 1 Rapid Re-housing	PH - Rapid Re-Housing	14	0.86
USVETS - SSVF Priority 2 Rapid Re-housing	PH - Rapid Re-Housing	2	6.00
LASH - HPO Legal Services Program	Services Only	48	0.10
ALEA - Street Outreach Program	Street Outreach	2	6.50
CARE - Care Hawaii AMHD Street Outreach Program	Street Outreach	1	0.00
CHOW - Oahu Region 1 - Street Outreach (HPO)	Street Outreach	8	0.00
CHOW - Oahu Region 6 - Street Outreach (HPO)	Street Outreach	3	0.00
FLC - Maui Regions 1, 2, 3, 6 - Street Outreach (HPO)	Street Outreach	32	2.47
FLC - Maui Regions 4, 5 - Street Outreach (HPO)	Street Outreach	29	1.83
HOPE - Hawaii Regions 1, 8, 9, 10 - Street Outreach (HPO)	Street Outreach	2	3.00
HOPE - Hawaii Regions 2, 3, 4, 5, 6, 7 - Street Outreach (HPO)	Street Outreach	11	1.73
HOPE - PATH Street Outreach Program	Street Outreach	10	0.70
IHS - Oahu Region 1 - Street Outreach (HPO)	Street Outreach	22	0.05
IHS - Oahu Region 2 - Street Outreach (HPO)	Street Outreach	33	0.00
IHS - Oahu Region 4 - Street Outreach (HPO)	Street Outreach	7	0.00
KEO - Kauai All Regions - Street Outreach (HPO)	Street Outreach	24	6.50
KPHC - Oahu Region 1 - Street Outreach (HPO)	Street Outreach	21	3.57
KPHC - PATH Street Outreach Program	Street Outreach	22	0.00
KWO - Oahu Region 7 - Street Outreach (HPO)	Street Outreach	10	0.33
LASH - SSVF Legal Services Program	Street Outreach	1	0.00
MHK - Oahu Activity Center Homeless Outreach Program	Street Outreach	4	0.00
SARMY - Maui Homeless Outreach Program	Street Outreach	2	0.00
USVETS - BP Oahu Region 3 - Street Outreach (HPO)	Street Outreach	35	2.89
USVETS - BP Oahu Region 5 - Street Outreach (HPO)	Street Outreach	13	0.23
WCCHC - Homeless Outreach Program	Street Outreach	19	2.32
ASI - Ohana Ola O Kahumana	Transitional Housing (TH)	10	2.10
ASI - Ulu Ke Kukui (Villages of Maili)	Transitional Housing (TH)	17	0.18
GHP - Community Residential Program TH	Transitional Housing (TH)	3	7.67
HCAP - Kumuhonua	Transitional Housing (TH)	7	12.00
HIHR - Transitional Housing	Transitional Housing (TH)	1	0.00
HKIPA - Apaa Women's Shelter TLP	Transitional Housing (TH)	1	5.00
HNO - Weinberg Village Waimanalo	Transitional Housing (TH)	3	0.00
HSI - Kulaokahua Apts (TH for the Elderly)	Transitional Housing (TH)	1	0.00
HSI - Na Kolea Rooming House (TH for Working Singles)	Transitional Housing (TH)	5	0.20
KEO - Mana'olana Transitional Housing	Transitional Housing (TH)	6	3.00
KHAKO - Westside TH	Transitional Housing (TH)	2	2.50
KWO - Onemalu Transitional Housing	Transitional Housing (TH)	3	31.00
SHDC - Ahukini CoC Funded (Oahu)	Transitional Housing (TH)	1	1.00
SHDC - Hale Ulu Pono TH	Transitional Housing (TH)	1	0.00
USVETS - BP GPD Bridge Housing	Transitional Housing (TH)	6	0.83
USVETS - BP GPD Clinical Treatment	Transitional Housing (TH)	6	0.17
USVETS - BP GPD Low Demand	Transitional Housing (TH)	6	1.33
WIN - Bridge To Success Halawa TH (formerly Waianae)	Transitional Housing (TH)	1	5.00
WIN - Family House Aiea TH	Transitional Housing (TH)	1	0.00
Aggregates		1885	2.69