

From: Carlos Peraro, CPC

To: Harold Brackeen, HPO, HMIS Lead
Norm Baker, AUW, HMIS Lead
Brandee Menino, BTG Chair; Heather Lusk, PIC Vice Chair

Date: July 20, 2018

Re: June 2018 HMIS Monitoring Reports

Attached for your review and dissemination to Continuum agencies is the June 2018 HMIS monitoring report. Below are brief highlights from the attached reports.

- 1) End of month, June 2018 Census summary by Continuum and Statewide (pp. 2-8)
 - The Statewide census for emergency and transitional programs combined decreased in June 2018 (3,140) compared to May 2018 (3,188), representing a decrease for both program types for Oahu and an increase in emergency shelter, yet a decrease in transitional facilities' census for the Neighbor Islands.
 - The total "vacant beds" compared to stated HIC capacity was 462 (ES and TH) and 286 (PSH). The large fluctuation in HIC openings over the last month is due to the change to the 2018 HIC reporting numbers.
 - 35 programs on Oahu and 21 programs on the Neighbor Islands had utilization rates of less than 85% or greater than 110%. These programs are marked in red on pp. 4-6.
 - Statewide active outreach clients totaled 2,028 including 1,393 on Oahu and 635 on the Neighbor Islands (an increase from May's 1,958 outreach clients). An increase for both CoCs relative to May.
- 2) Consent report for June 2018 (pp. 9-20)
 - VI-SPDAT Assessments: Consent to share data rates for Neighbor Islands and Oahu programs were 96% and 93% respectively; (May's rates were 97% and 93%). (pg. 9)
 - By Name List: Consent to share data rates as of July 2, 2018 was 93% statewide – an increase compared to the May report; for Oahu Families (81%) and Singles (96%). Neighbor Island family and singles rates ranged from 80% (Kauai family) to 100% (Hawaii family); and 93% to 98% on the singles side. (pp. 10-11).
 - For adult program intakes during June 2018 (n=986), the statewide consent to share rate increased to 95% from 93% in May, the highest the rate has ever been, in an upward trend since June 2017 (55%).
 - Seven programs (pp. 12-15) had consent rates below 80% (June intakes). These programs are highlighted in RED.
- 3) Length of Stay by Agency and Program for clients exiting during June 2018 (pp.21-24)
 - The average LOS over all programs was 176 days (representing 1,159 exits), an increase compared to May (153 days). The increase is skewed by PSH exits averaging 1,288 days to exit, an increase of over a full year relative to May 2018. Excluding the 31 PSH projects, the average LOS was 145 days. ES and TH LOS to exit declined on average four and twelve days respectively compared to May.
 - Overall, emergency shelter and homeless outreach programs' LOS were the shortest (97 and 95 days). PSH and TH programs' LOS were longest (1288 and 268 days), as expected.
 - By County, Kauai (202 days) and Oahu (186 days) averaged the highest LOS, followed by Big Island (181 days) and Maui (135 days). The average includes PH projects, which skew the measure.
 - Emergency Shelter LOS ranged from 77 days on Kauai to 103 days on Oahu. Positively, Maui ES LOS was down a full month compared to May.
- 4) Timeliness (entries and exits) during June 2018 (pp. 25-30)
 - Intake Timeliness was 2.13 average days, a significant decrease compared to 3.04 average days in May. 38 programs (highlighted in RED) averaged more than 3 days to enter intakes.
 - Exit timeliness decreased to 2.27 average days compared to 2.69 days in April.
 - 45 programs (highlighted in RED) averaged more than 3 days to enter exits.

HMIS Census Report - June 2018
Oahu and Neighbor Islands - HIC Facilities

Summary of Monthly HMIS Shelter Census Counts

July 2017 - June 30, 2018

HI-501 Oahu Census Summary

	Emerg	Trans	Total HUD Homeless	HIC Openings	PH	HIC Openings	Veterans ES/TH
July 31, 2017	1100	1286	2386	268	1164	109	246
August 31, 2017	1162	1286	2434	236	1152	115	254
September 30, 2017	1175	1338	2513	209	1110	49	245
October 31,2017	1197	1305	2502	226	1127	46	247
November 30, 2017	1192	1288	2480	254	1119	51	241
December 31, 2017	1225	1275	2500	219	1112	53	234
January 31, 2018	1179	1228	2407	295	1097	76	244
February 28, 2018	1098	1238	2336	318	1116	72	238
March 31, 2018	1095	1261	2356	262	1116	72	227
April 30, 2018	1130	1283	2413	265	1140	102	241
May 31, 2018	1141	1269	2410	261	1143	114	257
June 30, 2018	1133	1236	2369	385	1100	167	246

HI-500 Balance of State Census Summary

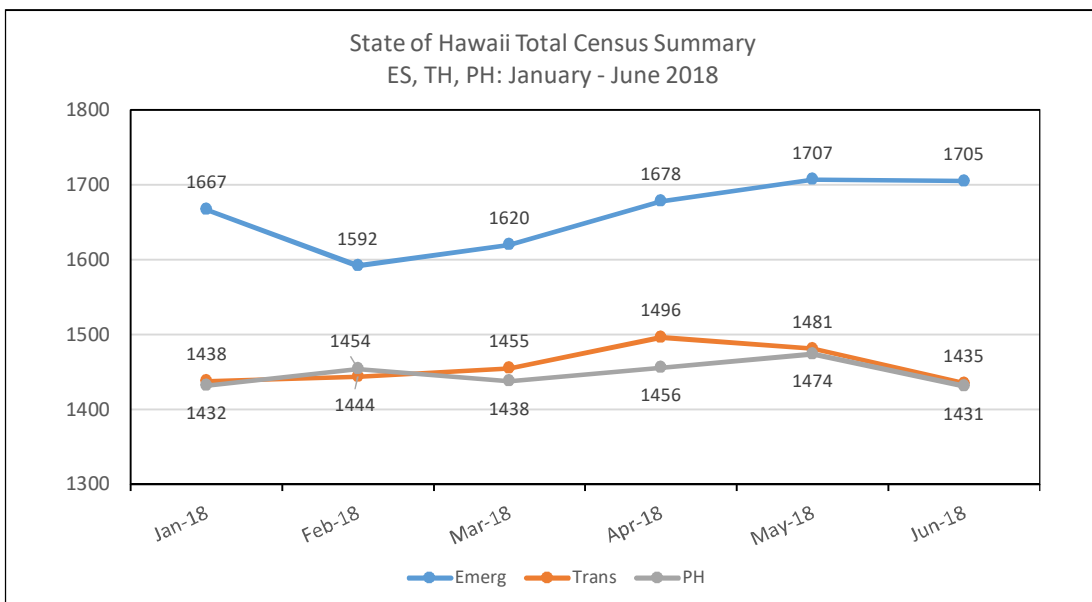
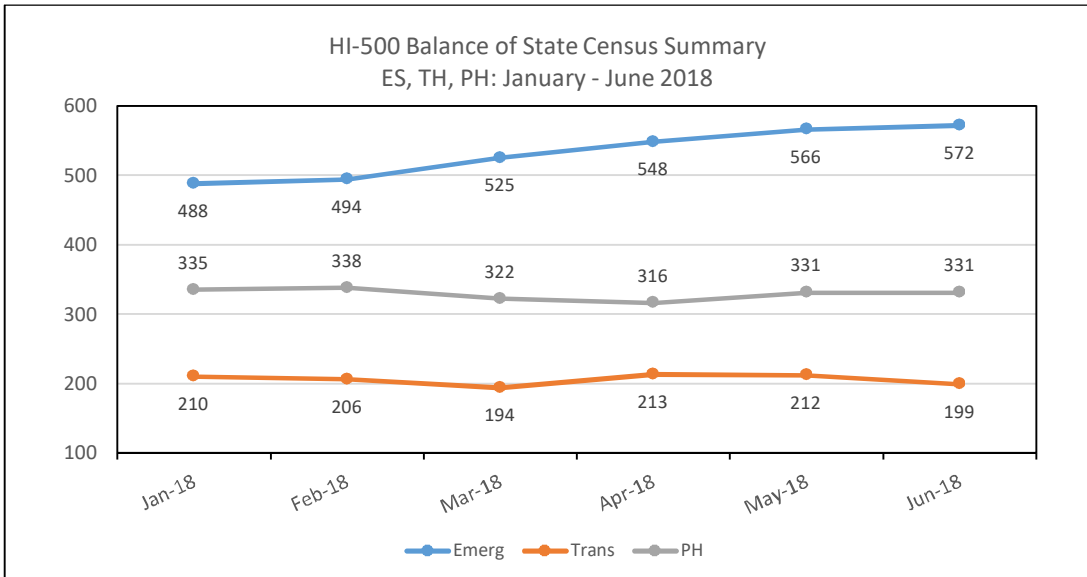
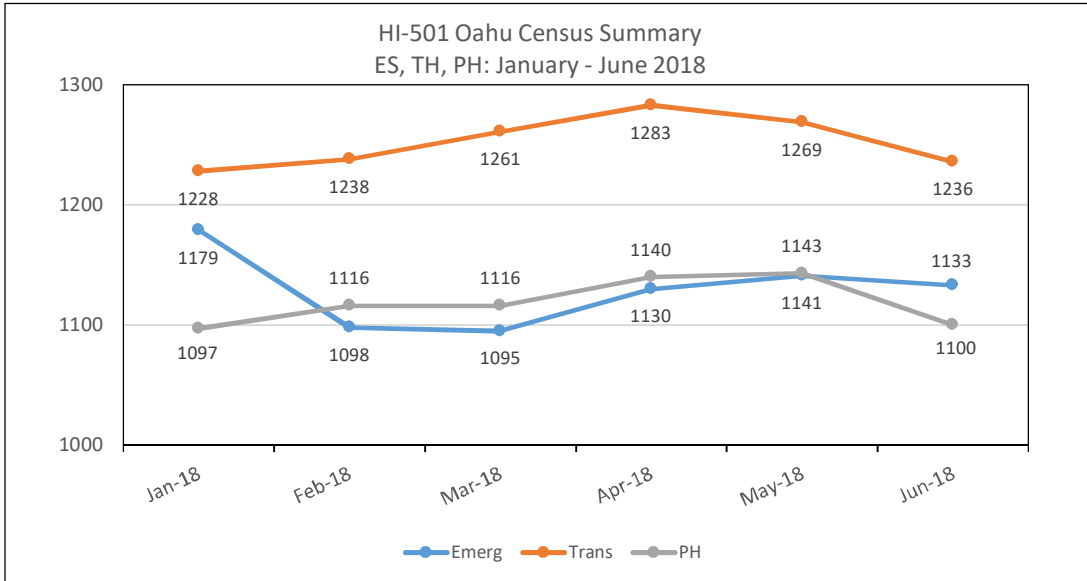
	Emerg	Trans	Total HUD Homeless	HIC Openings	PH	HIC Openings	Veterans ES/TH
July 31, 2017	398	398	796	203	212	69	39
August 31, 2017	427	363	790	248	216	66	35
September 30, 2017	450	333	783	280	304	132	35
October 31,2017	483	292	775	307	314	128	44
November 30, 2017	467	293	760	305	330	125	34
December 31, 2017	478	282	760	325	332	123	38
January 31, 2018	488	210	698	399	335	125	32
February 28, 2018	494	206	700	398	338	124	36
March 31, 2018	525	194	719	215	322	145	39
April 30, 2018	548	213	761	195	316	135	34
May 31, 2018	566	212	778	179	331	130	38
June 30, 2018	572	199	771	77	331	119	32

State of Hawaii Total Census Summary

	Emerg	Trans	Total HUD Homeless	HIC Openings	PH	HIC Openings	Veterans ES/TH
July 31, 2017	1498	1684	3182	471	1376	178	285
August 31, 2017	1589	1649	3238	484	1368	181	289
September 30, 2017	1625	1671	3296	489	1414	181	280
October 31,2017	1680	1597	3277	533	1441	174	291
November 30, 2017	1659	1581	3240	559	1449	176	275
December 31, 2017	1703	1557	3260	544	1444	176	272
January 31, 2018	1667	1438	3105	694	1432	201	276
February 28, 2018	1592	1444	3036	716	1454	196	274
March 31, 2018	1620	1455	3075	477	1438	217	266
April 30, 2018	1678	1496	3174	460	1456	237	275
May 31, 2018	1707	1481	3188	440	1474	244	295
June 30, 2018	1705	1435	3140	462	1431	286	278

HMIS Census Report - June 2018
Oahu and Neighbor Islands - HIC Facilities

Summary of Monthly HMIS Shelter Census Counts



Census Report - June 30, 2018
Oahu - HIC Facilities

Proj. Type	Organization Name	Project Name	HIC Beds	Census on 06/30/18	% HIC Beds	Technical Openings	Veterans
ES	Child and Family Service	CFS - Honolulu Shelter	49	SP	NR	NR	SP
ES	Child and Family Service	CFS - Leeward Shelter	27	SP	NR	NR	SP
ES	Catholic Charities Hawaii	CCH - Kakaako Family Assessment Center	50	41	82%	9	1
ES	Family Promise of Hawaii	FPH - Honolulu Family Center	14	12	86%	2	0
ES	Family Promise of Hawaii	FPH - Windward Family Center	14	7	50%	7	0
ES	Hale Kipa Inc.	HKIPA - Boys BCP ES	8	0	0%	8	0
ES	Hale Kipa Inc.	HKIPA - Girls BCP ES	8	1	13%	7	0
ES	IHS Institute for Human Services	IHS - Behavioral Health ES	10	15	150%	0	3
ES	IHS Institute for Human Services	IHS - Hale Mauiola Program (Sand Island)	85	84	99%	1	3
ES	IHS Institute for Human Services	IHS - Kaaahi Families Shelter ES	100	91	91%	9	0
ES	IHS Institute for Human Services	IHS - Kaaahi Women ES	68	67	99%	1	1
ES	IHS Institute for Human Services	IHS - Sumner Men's Shelter	166	260	157%	0	52
ES	IHS Institute for Human Services	IHS - Tutu Bert's House (Med Respite ES)	16	19	119%	0	6
ES	Kealahou West Oahu	KWO - Hope for a New Beginning (Onelauena)	244	174	71%	70	5
ES	Parents and Children Together	PACT - Ohia Shelter	21	SP	NR	NR	SP
ES	Shelter of Wisdom	SOW - Great Joy 1	8	8	100%	0	2
ES	Shelter of Wisdom	SOW - Great Joy 2	9	8	89%	1	0
ES	Shelter of Wisdom	SOW - Great Joy 3	10	8	80%	2	0
ES	Shelter of Wisdom	SOW - Great Joy 4	6	6	100%	0	0
ES	Shelter of Wisdom	SOW - Hearts of Joy 2	13	13	100%	0	3
ES	Shelter of Wisdom	SOW - Streams of Joy 1	6	6	100%	0	1
ES	Shelter of Wisdom	SOW - Streams of Joy 2	10	8	80%	2	1
ES	U.S. Veterans Initiative	USVETS - BP Ewa HOPTEL	5	4	80%	1	4
ES	U.S. Veterans Initiative	USVETS - BP Pearl City HOPTEL	5	5	100%	0	5
ES	U.S. Veterans Initiative	USVETS - BP Pearl City Seniors HOPTEL	5	5	100%	0	5
ES	U.S. Veterans Initiative	USVETS - BP Respite Beds Barbers Point	10	9	90%	1	9
ES	U.S. Veterans Initiative	USVETS - WCC Emergency	191	149	78%	42	8
ES	U.S. Veterans Initiative	USVETS - WCC HOPTEL	5	3	60%	2	3
ES	Waikiki Health Center	WHC - Next Step Emergency Shelter	135	130	96%	5	11
ES	Windward Spouse Abuse Shelter	WSAS - Hale Ola	18	SP	NR	NR	NR
	Subtotal Emergency Shelter		1201	1133	94%	170	123
TH	Alternative Structures Int't	ASI - Ohana Ola O Kahumana	250	249	100%	1	3
TH	Alternative Structures Int't	ASI - Ulu Ke Kukui (Villages of Maili)	315	272	86%	43	1
TH	Catholic Charities Hawaii	CCH - Ma'ili Land TH	54	41	76%	13	1
TH	Child and Family Service	CFS - Transitional Apartments (Honolulu and Leeward)	46	NR	NR	NR	NR
TH	Gregory House Programs	GHP - Community Residential Program	15	20	133%	0	3
TH	Gregory House Programs	GHP - HOPWA Gregory House (Competitive TH)	11	9	82%	2	1
TH	Honolulu Community Action Prog	HCAP - Kumuhonua	68	65	96%	3	4
TH	Hale Kipa Inc.	HKIPA - Aapa Women's Shelter	5	2	40%	3	0
TH	Hale Kipa Inc.	HKIPA - Maka'aloa Men's TLP	4	3	75%	1	0
TH	Ho'omau Ke Ola	HKO - Lahilahi	10	7	70%	3	0
TH	Holomua Na`Ohana	HNO - Weinberg Village Waimanalo	188	123	65%	65	0
TH	Housing Solutions Inc.	HSI - Kulaokahua (TH for the elderly)	31	28	90%	3	4
TH	Housing Solutions Inc.	HSI - Na Kolea (TH for working singles)	64	61	95%	3	1
TH	Kealahou West Oahu	KWO - Onemalu Transitional Shelter	190	172	91%	18	2
TH	Parents and Children Together	PACT - Lehua	8	NR	NR	NR	NR
TH	The Salvation Army	SARMY - FSO Pathway of Hope	24	20	83%	4	0
TH	The Salvation Army ATS	SARMY - Ka Ohu Hou O Manoa	30	26	87%	4	0
TH	The Salvation Army FTS	SARMY - Oahu ATS Program - Waokanaka	9	0	0%	9	0
TH	Steadfast Housing Dev Corp	SHDC - Ahukini CoC Funded (Oahu)	5	3	60%	2	1
TH	Steadfast Housing Dev Corp	SHDC - Hale Ulu Pono - Transitional Housing	10	4	40%	6	1
TH	U.S. Veterans Initiative	USVETS - BP GPD Bridge Housing	13	41	315%	0	41
TH	U.S. Veterans Initiative	USVETS - BP GPD Clinical Treatment	40	32	80%	8	31
TH	U.S. Veterans Initiative	USVETS - BP GPD Low Demand	35	29	83%	6	29
TH	Windward Spouse Abuse Shelter	WSAS - Imua	1	NR	NR	NR	NR
TH	Women in Need	WIN - Bridge To Success Halawa	27	19	70%	8	0
TH	Women in Need	WIN - Family House - Aiea	20	10	50%	10	0
	Subtotal Transitional Housing		1420	1236	87%	215	123
OPH	Alternative Structures Int't	ASI - Kauhale Kamaile	60	8	13%	52	0
PSH	Alternative Structures Int't	ASI - Leeward CoC PSH	46	53	115%	0	1
PSH	Gregory House Programs	GHP - HOPWA Formula - PSH TBRA	33	27	82%	6	7
PSH	Gregory House Programs	GHP - HOPWA SPNS Competitive PSH TBRA	48	41	85%	7	4
PSH	Gregory House Programs	GHP - SPC - CoC Program PSH TBRA	47	0	0%	47	0
PSH	IHS Institute for Human Services	IHS - City FY15 Housing First TH	177	162	92%	15	4
PSH	IHS Institute for Human Services	IHS - New PSH 2013 (CoC funded)	34	32	94%	2	1
PSH	IHS Institute for Human Services	IHS - SPC Home at Last 2010	89	77	87%	12	14

**Census Report - June 30, 2018
Oahu - HIC Facilities**

Proj. Type	Organization Name	Project Name	HIC Beds	Census on 06/30/18	% HIC Beds	Technical Openings	Veterans
PSH	IHS Institute for Human Services	IHS - SPC Home Sweet Home	18	10	56%	8	1
PSH	IHS Institute for Human Services	IHS - SPC Home Sweet Home II	15	17	113%	0	0
PSH	IHS Institute for Human Services	IHS - SPC No Place Like Home	19	17	89%	2	2
PSH	Kalihi-Palama Health Center	KPHC - New Beginnings S+C Program	181	173	96%	8	9
PSH	Mental Health Kokua	MHK - Safe Haven Permanent Supportive Housing	25	25	100%	0	2
PSH	Steadfast Housing Dev Corp	SHDC - Kalaeloa (Headway House) CoC Funded (Oahu)	40	33	83%	7	2
PSH	Steadfast Housing Dev Corp	SHDC - Kaukama CoC Funded PSH (Oahu)	5	2	40%	3	0
PSH	Steadfast Housing Dev Corp	SHDC - Komo Mai CoC Funded PSH (Oahu)	5	4	80%	1	1
PSH	Steadfast Housing Dev Corp	SHDC - Shelter Plus Care 1	150	136	91%	14	8
PSH	U.S. Veterans Initiative	USVETS - BP HPO Housing First PSH	116	99	85%	17	21
PSH	U.S. Veterans Initiative	USVETS - BP Leeward PSH	30	25	83%	5	3
PSH	U.S. Veterans Initiative	USVETS - BP Permanent Supportive Housing CoC	13	12	92%	1	12
PSH	U.S. Veterans Initiative	USVETS - BP PH2 CHAMPS VET FAMILIES	32	26	81%	6	15
PSH	U.S. Veterans Initiative	USVETS - WCC Housing First Increment II (CoC)	122	121	99%	1	8
Subtotal Permanent Housing			1258	1100	87%	167	115
RRH	Alternative Structures Int't	ASI - ESG Rapid Re-Housing	NA	1	NA	NA	0
RRH	Alternative Structures Int't	ASI - HPO RRH Rapid Re-Housing	NA	206	NA	NA	0
RRH	Catholic Charities Hawaii	CCH - HPP Rapid Re-housing	NA	739	NA	NA	11
RRH	Catholic Charities Hawaii	CCH - SHEG Oahu Rapid Re-Housing	NA	9	NA	NA	0
RRH	Catholic Charities Hawaii	CCH - SSVF Priority 1 Rapid Rehousing	NA	56	NA	NA	46
RRH	Family Promise Hawaii	FPH - ESG Rapid Rehousing	NA	17	NA	NA	1
RRH	Gregory House Programs	GHP - ESG Rapid Re-Housing	NA	6	NA	NA	0
RRH	Honolulu Community Action Prog	HCAP - HPO RRH Rapid Re-Housing	NA	30	NA	NA	3
RRH	IHS Institute for Human Services	IHS - ESG Rapid Re-housing	NA	95	NA	NA	2
RRH	IHS Institute for Human Services	IHS - HOMES Clean & Sober	NA	27	NA	NA	2
RRH	IHS Institute for Human Services	IHS - HPO RRH Rapid Re-Housing	NA	73	NA	NA	1
RRH	IHS Institute for Human Services	IHS - HPP Rapid Re-housing	NA	117	NA	NA	2
RRH	IHS Institute for Human Services	IHS - New Youth Rapid Re-Housing 2016 (NYRRH 2016)	NA	10	NA	NA	0
RRH	IHS Institute for Human Services	IHS - RRH Bridge Funding (AUW FY2017)	NA	3	NA	NA	0
RRH	Kalihi-Palama Health Center	KPHC - ESG Rapid Re-housing	NA	33	NA	NA	1
RRH	The Salvation Army	SARMY - FSO HPO RRH Rapid Re-Housing	NA	65	NA	NA	1
RRH	U.S. Veterans Initiative	USVETS - SSVF Priority 1 Rapid Re-housing	NA	120	NA	NA	84
RRH	U.S. Veterans Initiative	USVETS - WCC ESG Rapid Re-Housing 2017	NA	26	NA	NA	0
RRH	U.S. Veterans Initiative	USVETS - WCC HPO RRH Rapid Re-Housing	NA	27	NA	NA	0
Subtotal Rapid ReHousing				1660	NA	NA	154
Total Emergency+Transitional			2,621	2,369	90%	385	246
Total Permanent			1,258	1,100	87%	167	115
TOTAL			3,879	3,469	89%	552	361

Census Report - June 30, 2018
Neighbor Islands - HIC Facilities

Project Type	Organization Name	Project Name	HIC Beds	Census on 06/30/18	%HIC Beds	Technical Openings	Veterans
ES	Child and Family Service	CFS - Hale Ohana	32	SP	NR	NR	NR
ES	Child and Family Service	CFS - West Hawaii Domestic Abuse Shelter	15	SP	NR	NR	NR
ES	Family Life Center	FLC - Ho'olanani	18	21	117%	0	1
ES	HOPE Services Hawaii	HOPE - East Hawaii Emergency Mens Program ES	32	31	97%	1	2
ES	HOPE Services Hawaii	HOPE - Kiheipua	44	50	114%	0	0
ES	HOPE Services Hawaii	HOPE - West Hawaii Emergency Housing Program	31	33	106%	0	3
ES	Kauai Economic Opportunity	KEO - Mana'olana Emergency	38	58	153%	0	2
ES	KHAKO, INC	KHAKO - Central Emergency Shelter	177	210	119%	0	4
ES	KHAKO, INC	KHAKO - Westside ES	119	159	134%	0	6
ES	USVETS	USVETS - BP Hilo HOPTel Program	5	5	100%	0	5
ES	USVETS	USVETS - BP Kauai HOPTel Program	5	5	100%	0	5
ES	Women Helping Women	WHW - Hale Lokomaikai	10	SP	NR	NR	NR
ES	YWCA of Kauai	YWCA - Family Violence Shelter	18	SP	NR	NR	NR
	Subtotal Emergency Shelters		469	572	122%	1	28
TH	Child and Family Service	CFS - Hale Kahua Pa'a	16	NR	NR	NR	NR
TH	Hawaii Affordable Properties, Inc.	HAP - Na Kahua Hale O Ulu Wini	55	51	93%	4	0
TH	Hawaii Island Home for Recovery, Inc.	HIHR - Transitional Housing	19	15	79%	4	2
TH	HOPE Services Hawaii	HOPE - Kuleana House	6	7	117%	0	0
TH	HOPE Services Hawaii	HOPE - Wilder House	8	6	75%	2	0
TH	Kauai Economic Opportunity	KEO - Kome TH	7	7	100%	0	0
TH	Kauai Economic Opportunity	KEO - Komohana Group Home	6	3	50%	3	1
TH	Kauai Economic Opportunity	KEO - Lawehana TH	9	0	0%	9	0
TH	Kauai Economic Opportunity	KEO - Lihue Court Apartments	32	18	56%	14	0
TH	Kauai Economic Opportunity	KEO - Mana'olana Transitional Housing	24	7	29%	17	0
TH	KHAKO, INC	KHAKO - Central Transitional	32	32	100%	0	1
TH	KHAKO, INC	KHAKO - Westside Transitional	51	29	57%	22	0
TH	Salvation Army Big Island	SARMY - Big Island RHY TLP	2	1	50%	1	0
TH	Women In Need	WIN - Bridge to Success Kauai	22	23	105%	0	0
	Subtotal Transitional Housing		273	199	73%	76	4
PSH	Catholic Charities Hawaii	CCH - HPO NI Housing First (Kauai)	14	10	71%	4	0
PSH	Family Life Center	FLC - HPO NI Housing First	24	34	142%	0	3
PSH	Family Life Center	FLC - S+C 1	2	2	100%	0	0
PSH	Family Life Center	FLC - S+C 2	30	28	93%	2	3
PSH	Family Life Center	FLC - S+C 3	15	16	107%	0	2
PSH	Family Life Center	FLC - S+C 6 (Eha split)	33	31	94%	2	3
PSH	Hawaii Island Home for Recovery, Inc.	HIHR - PSH 1	16	13	81%	3	0
PSH	Hawaii Island Home for Recovery, Inc.	HIHR - PSH 2	5	3	60%	2	1
PSH	Hawaii Island Home for Recovery, Inc.	HIHR - PSH 3	3	3	100%	0	0
PSH	Hawaii Island Home for Recovery, Inc.	HIHR - PSH 4	5	5	100%	0	0
PSH	HOPE Services Hawaii	HOPE - HPO NI Housing First	125	81	65%	44	14
PSH	HOPE Services Hawaii	HOPE - Kukui Shelter Plus Care	111	51	46%	60	5
PSH	Kauai Economic Opportunity	KEO - Pa`a Hana PSH	4	4	100%	0	1
PSH	Maui AIDS Foundation	MAF - HOPWA PSH	29	NR	NR	NR	NR
PSH	Steadfast Housing Dev Corp	SHDC - Eha Shelter Plus Care	28	30	107%	0	3
PSH	Steadfast Housing Dev Corp	SHDC - Eono Shelter Plus Care	6	5	83%	1	0
PSH	Steadfast Housing Dev Corp	SHDC - Kaahele CoC Funded (Kauai)	5	5	100%	0	0
PSH	Steadfast Housing Dev Corp	SHDC - Kaulana CoC Funded (Maui)	5	4	80%	1	0
PSH	Steadfast Housing Dev Corp	SHDC - Kulalani CoC Funded (Maui)	6	6	100%	0	0
PSH	Subtotal Permanent Supportive Housing		460	331	72%	119	35
RRH	Catholic Charities Hawaii	CCH - HPO RRH Rapid Re-Housing (Kauai)	NA	40	NA	NA	0
RRH	Catholic Charities Hawaii	CCH - SHEG NI Rapid Rehousing	NA	6	NA	NA	0
RRH	Family Life Center	FLC - ESG Kauai Rapid Re-housing	NA	33	NA	NA	1
RRH	Family Life Center	FLC - ESG Maui Rapid Re-housing	NA	27	NA	NA	0
RRH	Family Life Center	FLC - HPO RRH Rapid Re-Housing	NA	27	NA	NA	1
RRH	Family Life Center	FLC - HPP Kauai Rapid Re-housing	NA	42	NA	NA	0
RRH	Family Life Center	FLC - HPP Maui Rapid Re-housing	NA	37	NA	NA	0
RRH	Family Life Center	FLC - Rental Assistance Program (RAP)	NA	8	NA	NA	0
RRH	HOPE Services Hawaii	HOPE - ESG Rapid Re-housing	NA	7	NA	NA	0
RRH	HOPE Services Hawaii	HOPE - HPO RRH Rapid Re-Housing	NA	142	NA	NA	2
RRH	HOPE Services Hawaii	HOPE - HPP Rapid Re-housing	NA	200	NA	NA	2
RRH	HOPE Services Hawaii	HOPE - New Start	NA	24	NA	NA	0
RRH	U.S. Veterans Initiative	USVETS - SSVF Priority 1 Rapid Re-housing	NA	25	NA	NA	21
	Subtotal Rapid ReHousing		NA	618	NA	NA	27
	Total Emergency+Transitional		742	771	104%	77	32
	Total Permanent		460	331	72%	119	35
	TOTAL		1,202	1,102	92%	196	67

Homeless Programs Office (HPO) Unit Utilization Analysis				
Occupancy as of 6/30/18				
Program Name	Program Type	HMIS Households Served	Total Number of Living Units Per Facilities Description	Utilization Rate
ASI - Ohana Ola O Kahumana	TH	48	48	100%
ASI - Ulu Ke Kukui (Villages of Maili)	TH	71	80	89%
CCH - Ma'ili Land Transitional Housing	TH	13	15	87%
GHP - Community Residential Program TH	TH	23	14	164%
HCAP - Kumuhonua	TH	60	58	103%
HIHR - Transitional Housing	TH	15	16	94%
HKIPA - Apaa Women's Shelter TLP	TH	2	4	50%
HKIPA - Maka'aloa Men's TLP	TH	3	4	75%
HOPE - Kiheipua	ES	15	15	100%
HNO - Weinberg Village Waimanalo	TH	30	30	100%
HSI - Kulaokahua Apts (TH for the Elderly)	TH	27	29	93%
HSI - Na Kolea Rooming House (TH for Working Sin	TH	58	64	91%
KEO - Komohana Group Home TH	TH	2	5	40%
KEO - Lihue Court Transitional Housing	TH	6	8	75%
KEO - Mana'olana Transitional Housing	TH	3	8	38%
KHAKO - Central ES	ES	92	70	131%
KHAKO - Westside ES	ES	68	48	142%
KWO - Onemalu Transitional Housing	TH	35	40	88%
SHDC - Hale Ulu Pono TH	TH	4	5	80%
USVETS - BP GPD Projects	TH	98	98	100%
WIN - Bridge To Success Halawa TH (formerly Waia	TH	31	5	620%
WIN - Bridge To Success Kauai TH	TH	22	9	244%
WIN - Family House Aiea TH	TH	17	8	213%
KWO - Onelau'ena Emergency Shelter	ES	57	71	80%
USVETS - WCC Emergency Shelter	ES	85	102	83%
WH - Next Step Emergency Shelter	ES	133	123	108%

Outreach Program Count

Active as of June 30, 2018

Programs	CoC	Active Count	# Veterans
FLC - Maui Regions 1, 2, 3, 6 - Street Outreach (HPO)	BOS	98	5
FLC - Maui Regions 4, 5 - Street Outreach (HPO)	BOS	93	9
HOPE - Hawaii Regions 1, 8, 9, 10 - Street Outreach (HPO)	BOS	70	3
HOPE - Hawaii Regions 2, 3, 4, 5, 6, 7 - Street Outreach (HPO)	BOS	75	0
HOPE - PATH Street Outreach Program	BOS	20	0
KEO - Kauai All Regions - Street Outreach (HPO)	BOS	229	7
LASH - SSVF Legal Services Program	BOS	1	0
MHK - PATH Street Outreach Program	BOS	5	0
SARMY - Maui Homeless Outreach Program	BOS	44	2
ALEA - Street Outreach Program	Oahu	23	2
CHOW - Oahu Region 1 - Street Outreach (HPO)	Oahu	21	2
CHOW - Oahu Region 6 - Street Outreach (HPO)	Oahu	1	0
HNP - Hale Na`au Pono AMHD Street Outreach Program	Oahu	1	0
IHS - AMHD Street Outreach Program	Oahu	2	0
IHS - Oahu Region 1 - Street Outreach (HPO)	Oahu	84	8
IHS - Oahu Region 2 - Street Outreach (HPO)	Oahu	154	11
IHS - Oahu Region 4 - Street Outreach (HPO)	Oahu	96	13
KPHC - Oahu Region 1 - Street Outreach (HPO)	Oahu	257	10
KPHC - Oahu Region 2 - Street Outreach (HPO)	Oahu	10	0
KPHC - Oahu Region 6 - Street Outreach (HPO)	Oahu	13	1
KPHC - PATH Street Outreach Program	Oahu	47	6
KWO - Oahu Region 7 - Street Outreach (HPO)	Oahu	118	1
MHK - Oahu Activity Center Homeless Outreach Program	Oahu	17	3
NALO - Waimanalo Health Center Street Outreach	Oahu	38	0
USVETS - BP Oahu Region 3 - Street Outreach (HPO)	Oahu	68	10
USVETS - BP Oahu Region 5 - Street Outreach (HPO)	Oahu	79	12
WCCHC - Homeless Outreach Program	Oahu	364	11
TOTAL BY CONTINUUM (may be duplicated)	Oahu	1,393	90
TOTAL BY CONTINUUM (may be duplicated)	BOS	635	26
TOTAL STATEWIDE (may be duplicated)		2,028	116

Outreach Program Summary	Oahu	BOS	State
July 31, 2017	1,672	489	2,161
August 31, 2017	1,529	534	2,063
September 30, 2017	1,377	513	1,890
October 31, 2017	1,416	556	1,972
November 30, 2017	1,365	535	1,900
December 31, 2017	1,176	536	1,712
January 31, 2018	1,086	522	1,608
February 28, 2018	1,151	581	1,732
March 31, 2018	1,266	574	1,840
April 30, 2018	1,346	606	1,952
May 31, 2018	1,337	621	1,958
June 30, 2018	1,393	635	2,028

Consent to Share Data - VI SPDAT Assessments

June 2018

HMIS ORGANIZATION - HI 500	No	Yes	Grand Total	% Consent
Catholic Charities Hawaii	0	1	1	100%
Family Life Center	0	14	14	100%
Hawaii Island Home for Recovery	1	4	5	80%
HOPE Services Hawaii, Inc.	0	40	40	100%
Ka Hale A Ke Ola, Inc	1	32	33	97%
Kauai Economic Opportunity	2	10	12	83%
USVETS	0	1	1	100%
	4	102	106	96%

Consent to Share Data - VI SPDAT Assessments

June 2018

HMIS ORGANIZATION - HI 501	No	Yes	Grand Total	% Consent
ALEA Bridge	0	2	2	100%
Alternative Structures International	0	16	16	100%
CARE Hawaii	0	1	1	100%
CaseWorthy	0	1	1	100%
Catholic Charities Hawaii	1	3	4	75%
Department of Veterans Affairs	0	15	15	100%
Family Promise of Hawaii	0	7	7	100%
Gregory House Programs	0	3	3	100%
Hale Kipa	1	2	3	67%
Honolulu Community Action Program	0	1	1	100%
Institute for Human Services	5	60	65	92%
Kalihi Palama Health Center	1	28	29	97%
Kealahou West Oahu	2	20	22	91%
Koolauloa Health Center	1	1	2	50%
Mental Health Kokua	0	2	2	100%
Queens's Medical Center	2	10	12	83%
Residential Youth Services & Empowerment	0	4	4	100%
Salvation Army FSO	0	9	9	100%
Shelter of Wisdom	0	8	8	100%
USVETS	2	22	24	92%
Waianae Coast Comprehensive Health Center	0	1	1	100%
Waikiki Health	1	31	32	97%
Waimanalo Health Center	2	4	6	67%
Women In Need	0	4	4	100%
	18	255	273	93%

Summary	Nov-17	Dec-17	Jan-18	Feb-18	Mar-18	Apr-18	May-18
% Consent - HI 500	77%	85%	90%	86%	100%	95%	97%
% Consent - HI 501	87%	80%	83%	89%	95%	88%	93%
State Summary	84%	82%	83%	88%	96%	90%	94%

State Summary - June 2018	No	Yes	Grand Total	% Consent
	22	357	379	94%

Consent to Share Data - Statewide BNL Reports as of 7/02/18

Statewide Consent Summary by CES Program

CES Program	No	Yes	TOTAL	% Shared
Oahu Family	101	426	527	81%
Oahu Singles	56	1429	1485	96%
Hawaii Family	0	60	60	100%
Hawaii Singles	4	187	191	98%
Kauai Family	11	43	54	80%
Kauai Singles	4	150	154	97%
Maui Family	5	123	128	96%
Maui Singles	21	291	312	93%
TOTAL	202	2709	2911	93%

Oahu	92%
Hawaii	98%
Kauai	93%
Maui	94%

Oahu Consent Summary by Priority Group

Family CES				
	No	Yes	TOTAL	% Shared
PSH P1	5	13	18	72%
PSH P2	16	24	40	60%
PSH P3	10	36	46	78%
PSH P4	22	74	96	77%
PSH P5	6	47	53	89%
RRH P1	7	31	38	82%
RRH P2	10	58	68	85%
RRH P3	21	119	140	85%
TH P3	3	12	15	80%
TH P4	1	2	3	67%
TH P5	0	0	0	
TH P6	0	10	10	100%
TOTAL	101	426	527	81%

Singles CES				
	No	Yes	TOTAL	% Shared
PSH P1	11	221	232	95%
PSH P2	7	223	230	97%
PSH P3	8	139	147	95%
PSH P4	6	183	189	97%
PSH P5	2	59	61	97%
RRH P1	7	191	198	96%
RRH P2	4	151	155	97%
RRH P3	2	150	152	99%
TH P3	4	59	63	94%
TH P4	3	16	19	84%
TH P5	2	37	39	95%
TH P6	0	0	0	
TOTAL	56	1429	1485	96%

Hawaii Consent Summary by Priority Group

Family CES				
	No	Yes	TOTAL	% Shared
PSH P1	0	0	0	
PSH P2	0	5	5	100%
PSH P3	0	0	0	
RRH P1	0	4	4	100%
RRH P2	0	10	10	100%
RRH P3	0	22	22	100%
TH P3	0	17	17	100%
TH P4	0	0	0	
TH P5	0	0	0	
TH P6	0	2	2	100%
TOTAL	0	60	60	100%

Singles CES				
	No	Yes	TOTAL	% Shared
PSH P1	0	24	24	100%
PSH P2	0	18	18	100%
PSH P3	0	16	16	100%
RRH P1	0	12	12	100%
RRH P2	2	35	37	95%
RRH P3	2	26	28	93%
TH P3	0	49	49	100%
TH P4	0	2	2	100%
TH P5	0	1	1	100%
TH P6	0	4	4	100%
TOTAL	4	187	191	98%

Kauai Consent Summary by Priority Group

Family CES				
	No	Yes	TOTAL	% Shared
PSH P1	0	1	1	100%
PSH P2	0	1	1	100%
PSH P3	0	0	0	
RRH P1	3	4	7	57%
RRH P2	3	7	10	70%
RRH P3	5	19	24	79%
TH P3	0	8	8	100%
TH P4	0	0	0	
TH P5	0	0	0	
TH P6	0	3	3	100%
TOTAL	11	43	54	80%

Singles CES				
	No	Yes	TOTAL	% Shared
PSH P1	0	2	2	100%
PSH P2	0	7	7	100%
PSH P3	0	12	12	100%
RRH P1	0	29	29	100%
RRH P2	0	23	23	100%
RRH P3	2	21	23	91%
TH P3	1	42	43	98%
TH P4	0	4	4	100%
TH P5	0	0	0	
TH P6	1	10	11	91%
TOTAL	4	150	154	97%

Consent to Share Data - Statewide BNL Reports as of 7/02/18

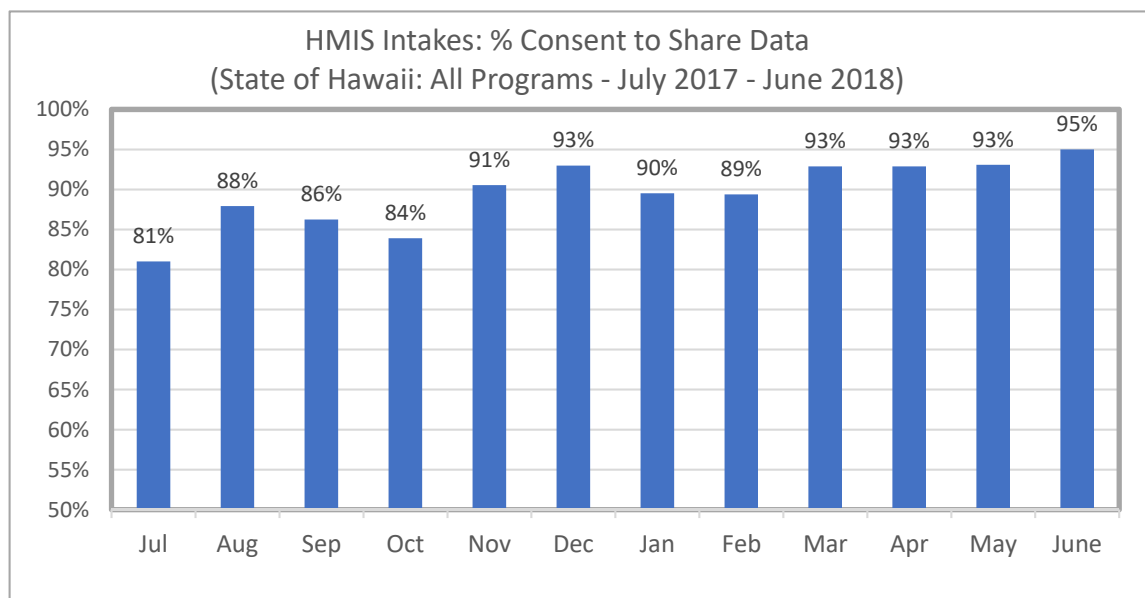
Maui Consent Summary by Priority Group

Family CES				
	No	Yes	TOTAL	% Shared
PSH P1	0	0	0	
PSH P2	0	0	0	
PSH P3	0	0	0	
RRH P1	1	7	8	88%
RRH P2	1	24	25	96%
RRH P3	1	54	55	98%
TH P3	2	25	27	93%
TH P4	0	3	3	100%
TH P5	0	0	0	
TH P6	0	10	10	100%
TOTAL	5	123	128	96%

Singles CES				
	No	Yes	TOTAL	% Shared
PSH P1	0	14	14	100%
PSH P2	3	22	25	88%
PSH P3	1	15	16	94%
RRH P1	1	38	39	97%
RRH P2	1	48	49	98%
RRH P3	2	55	57	96%
TH P3	9	60	69	87%
TH P4	2	17	19	89%
TH P5	0	0	0	
TH P6	2	22	24	92%
TOTAL	21	291	312	93%

**Consent to Share Data by Program Type
Adult Intakes During June 2018**

Program Types	No	Yes	Grand Total	% Consent
Emergency Shelter (ES)	10	314	324	97%
Homeless Outreach	18	201	219	92%
Homeless Prevention	7	140	147	95%
Permanent Supportive Housing (PSH) and PH	2	48	50	96%
Rapid Re-Housing (RRH)	5	115	120	96%
Services Only program	1	42	43	98%
Transitional Housing (TH)	4	79	83	95%
Grand Total	47	939	986	95%



**Consent to Share Data by Organization and Program
Adult Intakes During June 2018**

Organization/Program	No	Yes	Grand Total	% Consent
ALEA Bridge		2	2	100%
ALEA - Street Outreach Program		2	2	100%
Alternative Structures International	2	11	13	85%
ASI - Ohana Ola O Kahumana	2	5	7	71%
ASI - Leeward CoC PSH		6	6	100%
Catholic Charities Hawaii	6	111	117	95%
CCH - HPP Homeless Prevention	1	33	34	97%
CCH - HPP Rapid Re-housing	4	16	20	80%
CCH - Kakaako Family Assessment Center		5	5	100%
CCH - SHEG NI Homelessness Prevention		22	22	100%
CCH - SHEG NI Rapid Rehousing		3	3	100%
CCH - SHEG Oahu Homelessness Prevention	1	17	18	94%
CCH - SHEG Oahu Rapid Re-Housing		3	3	100%
CCH - SSVF Priority 1 Rapid Rehousing		6	6	100%

**Consent to Share Data by Organization and Program
Adult Intakes During June 2018**

Organization/Program	No	Yes	Grand Total	% Consent
CCH - HPO RRH Rapid Re-Housing (Kauai)		2	2	100%
CCH - HPO RRH Homeless Prevention (Kauai)		4	4	100%
Family Life Center		99	99	100%
FLC - ESG Kauai Rapid Re-housing		11	11	100%
FLC - ESG Maui Rapid Re-housing		4	4	100%
FLC - Ho'olanani		6	6	100%
FLC - HPO RRH Rapid Re-Housing		2	2	100%
FLC - HPP Kauai Homelessness Prevention		2	2	100%
FLC - HPP Kauai Rapid Re-housing		11	11	100%
FLC - HPP Maui Rapid Re-housing		3	3	100%
FLC - Maui Regions 1, 2, 3, 6 - Street Outreach (HPO)		21	21	100%
FLC - Maui Regions 4, 5 - Street Outreach (HPO)		22	22	100%
FLC - HPO NI Housing First		5	5	100%
FLC - HPP Maui Homelessness Prevention		11	11	100%
FLC - HPO RRH Homeless Prevention		1	1	100%
Family Promise of Hawaii		13	13	100%
FPH - ESG Rapid Rehousing		2	2	100%
FPH - Honolulu Family Center		10	10	100%
FPH - Windward Family Center		1	1	100%
Gregory House Programs		7	7	100%
GHP - Community Residential Program TH		3	3	100%
GHP - ESG Homeless Prevention		3	3	100%
GHP - HOPWA SPNS - Competitive PSH TBRA		1	1	100%
Hale Kipa		1	1	100%
HKIPA - Maka'aloa Men's TLP		1	1	100%
Holomua Na Ohana	1	2	3	67%
HNO - Weinberg Village Waimanalo	1	2	3	67%
Honolulu Community Action Program	3	21	24	88%
HCAP - HPO RRH Homeless Prevention	3	17	20	85%
HCAP - Kumuhonua		2	2	100%
HCAP - HPO RRH Rapid Re-Housing		2	2	100%
HOPE Services Hawaii, Inc.	4	82	86	95%
HOPE - East Hawaii Emergency Mens Program ES		17	17	100%
HOPE - Hawaii Regions 2, 3, 4, 5, 6, 7 - Street Outreach (HPO)	1	8	9	89%
HOPE - HPO NI Housing First		2	2	100%
HOPE - HPO RRH Rapid Re-Housing		6	6	100%
HOPE - HPP Homelessness Prevention		3	3	100%
HOPE - HPP Rapid Re-housing		18	18	100%
HOPE - Kiheipua	3	2	5	40%
HOPE - Kukui S+C Program		2	2	100%
HOPE - West Hawaii Emergency Housing Program		19	19	100%
HOPE - Kuleana House		1	1	100%
HOPE - New Start		1	1	100%
HOPE - HPO RRH Homeless Prevention		2	2	100%
HOPE - Wilder House		1	1	100%

**Consent to Share Data by Organization and Program
Adult Intakes During June 2018**

Organization/Program	No	Yes	Grand Total	% Consent
Housing Solutions, Inc.		11	11	100%
HSI - Na Kolea Rooming House (TH for Working Singles)		7	7	100%
HSI - Kulaokahua Apts (TH for the Elderly)		4	4	100%
Institute for Human Services	9	185	194	95%
IHS - Behavioral Health ES	4	5	9	56%
IHS - ESG Homelessness Prevention	1	14	15	93%
IHS - ESG Rapid Re-housing		6	6	100%
IHS - Hale Mauiola Program (Sand Island ES)		24	24	100%
IHS - HPO RRH Rapid Re-Housing		1	1	100%
IHS - Kaa`ahi Families ES	1	18	19	95%
IHS - Kaa`ahi Women's ES		14	14	100%
IHS - Oahu Region 1 - Street Outreach (HPO)	1	19	20	95%
IHS - Oahu Region 2 - Street Outreach (HPO)		16	16	100%
IHS - Oahu Region 4 - Street Outreach (HPO)	1	12	13	92%
IHS - Sumner Men's ES		41	41	100%
IHS - TBH Medical Respite (ES)		8	8	100%
IHS - SPC Home Sweet Home II	1	6	7	86%
IHS - AMHD Street Outreach Program		1	1	100%
Ka Hale A Ke Ola, Inc		68	68	100%
KHAKO - Central Emergency Shelter		38	38	100%
KHAKO - Central Transitional Housing		8	8	100%
KHAKO - Westside ES		17	17	100%
KHAKO - Westside TH		5	5	100%
Kalihi Palama Health Center	2	44	46	96%
KPHC - New Beginnings S+C Program		1	1	100%
KPHC - Oahu Region 1 - Street Outreach (HPO)		24	24	100%
KPHC - Oahu Region 6 - Street Outreach (HPO)		3	3	100%
KPHC - PATH Street Outreach Program	2	12	14	86%
KPHC - Oahu Region 2 - Street Outreach (HPO)		3	3	100%
KPHC - PATH Services Only Program		1	1	100%
Kauai Economic Opportunity	2	45	47	96%
KEO - Kauai All Regions - Street Outreach (HPO)		32	32	100%
KEO - Mana'olana Emergency	1	11	12	92%
KEO - Mana'olana Transitional Housing	1	1	2	50%
KEO - Komohana Group Home TH		1	1	100%
Kealahou West Oahu	1	13	14	93%
KWO - Oahu Region 7 - Street Outreach (HPO)	1	2	3	67%
KWO - Onelau`ena Emergency Shelter		5	5	100%
KWO - Onemalu Transitional Housing		6	6	100%
Legal Aid Society of Hawaii	1	41	42	98%
LASH - HPO Legal Services Program	1	41	42	98%
Mental Health Kokua		7	7	100%
MHK - PATH Street Outreach Program		1	1	100%
MHK - Safe Haven Permanent Supportive Housing		6	6	100%
Salvation Army FSO		1	1	100%

**Consent to Share Data by Organization and Program
Adult Intakes During June 2018**

Organization/Program	No	Yes	Grand Total	% Consent
SARMY - FSO HPO RRH Homeless Prevention		1	1	100%
Salvation Army Maui	12	1	13	8%
SARMY - Maui Homeless Outreach Program	12	1	13	8%
Shelter of Wisdom		2	2	100%
SOW - Hearts of Joy		2	2	100%
Steadfast Housing Development Corporation	1	4	5	80%
SHDC - Oahu Shelter Plus Care Program		1	1	100%
SHDC - Eha S+C	1	3	4	75%
USVETS	2	118	120	98%
USVETS - BP Ewa HOPTel		5	5	100%
USVETS - BP GPD Bridge Housing		9	9	100%
USVETS - BP GPD Clinical Treatment		8	8	100%
USVETS - BP GPD Low Demand		9	9	100%
USVETS - BP Hilo HOPTel Program		2	2	100%
USVETS - BP Kauai HOPTel Program		2	2	100%
USVETS - BP Oahu Region 3 - Street Outreach (HPO)		11	11	100%
USVETS - BP Pearl City HOPTel		1	1	100%
USVETS - BP Respite Beds Barbers Point		4	4	100%
USVETS - SSVF Priority 1 Homeless Prevention	1	6	7	86%
USVETS - SSVF Priority 1 Rapid Re-housing	1	18	19	95%
USVETS - WCC Emergency Shelter		24	24	100%
USVETS - WCC HPO RRH Homeless Prevention		4	4	100%
USVETS - BP Leeward PSH		12	12	100%
USVETS - BP HPO Housing First PSH		2	2	100%
USVETS - BP Permanent Supportive Housing CoC		1	1	100%
Waianae Coast Comprehensive Health Center		5	5	100%
WCCHC - Homeless Outreach Program		5	5	100%
Waikiki Health	1	33	34	97%
WH - Next Step Emergency Shelter	1	33	34	97%
Waimanalo Health Center		6	6	100%
NALO - Waimanalo Health Center Street Outreach		6	6	100%
Women In Need		6	6	100%
WIN - Bridge To Success Halawa TH (formerly Waianae)		4	4	100%
WIN - Family House Aiea TH		2	2	100%
Grand Total	47	939	986	95%

**Consent to Share Data by Program Type
Active Adults During June 2018**

Program Types	No	Yes	Grand Total	% Consent
Emergency Shelter (ES)	56	1,562	1,618	97%
Homeless Outreach	391	1,561	1,952	80%
Homeless Prevention	69	667	736	91%
Permanent Supportive Housing (PSH) and PH	476	842	1,318	64%
Rapid Re-Housing (RRH)	84	1,200	1,284	93%
Services Only program	7	251	258	97%
Transitional Housing (TH)	61	841	902	93%
Grand Total	1,144	6,924	8,068	86%

**Consent to Share Data by Organization and Program
Active Adults During June 2018**

Organization/Program	No	Yes	Grand Total	% Consent
ALEA Bridge	1	20	21	95%
ALEA - Street Outreach Program	1	20	21	95%
Alternative Structures International	37	351	388	90%
ASI - HPO RRH Homeless Prevention	1	20	21	95%
ASI - HPO RRH Rapid Re-Housing	8	86	94	91%
ASI - Kauhale Kamaile		15	15	100%
ASI - Leeward CoC PSH		29	29	100%
ASI - Ohana Ola O Kahumana	17	94	111	85%
ASI - Ulu Ke Kukui (Villages of Maili)	11	106	117	91%
ASI - ESG Rapid Re-Housing		1	1	100%
CARE Hawaii		2	2	100%
CARE - Care Hawaii AMHD Services Only Program		1	1	100%
CARE - Care Hawaii AMHD Street Outreach Program		1	1	100%
Catholic Charities Hawaii	65	632	697	91%
CCH - HPO NI Housing First (Kauai)		8	8	100%
CCH - HPO RRH Homeless Prevention (Kauai)		6	6	100%
CCH - HPO RRH Rapid Re-Housing (Kauai)	1	20	21	95%
CCH - HPP Homeless Prevention	12	92	104	88%
CCH - HPP Rapid Re-housing	45	280	325	86%
CCH - Kakaako Family Assessment Center	5	26	31	84%
CCH - Ma'ili Land Transitional Housing		20	20	100%
CCH - SHEG NI Homelessness Prevention		63	63	100%
CCH - SHEG NI Rapid Rehousing		15	15	100%
CCH - SHEG Oahu Homelessness Prevention	1	35	36	97%
CCH - SHEG Oahu Rapid Re-Housing		6	6	100%
CCH - SSVF Priority 1 Homeless Prevention		8	8	100%
CCH - SSVF Priority 1 Rapid Rehousing	1	53	54	98%
CHOW Project		31	31	100%
CHOW - Oahu Region 1 - Street Outreach (HPO)		30	30	100%
CHOW - Oahu Region 6 - Street Outreach (HPO)		1	1	100%
Family Life Center	2	480	482	100%
FLC - ESG Kauai Rapid Re-housing		23	23	100%
FLC - ESG Maui Rapid Re-housing		20	20	100%
FLC - Ho'olanani		12	12	100%
FLC - HPO NI Housing First		30	30	100%

**Consent to Share Data by Organization and Program
Active Adults During June 2018**

Organization/Program	No	Yes	Grand Total	% Consent
FLC - HPO RRH Rapid Re-Housing		13	13	100%
FLC - HPP Kauai Homelessness Prevention		10	10	100%
FLC - HPP Kauai Rapid Re-housing		20	20	100%
FLC - HPP Maui Homelessness Prevention	2	50	52	96%
FLC - HPP Maui Rapid Re-housing		21	21	100%
FLC - Maui Regions 1, 2, 3, 6 - Street Outreach (HPO)		110	110	100%
FLC - Maui Regions 4, 5 - Street Outreach (HPO)		105	105	100%
FLC - Rental Assistance Program (RAP)		4	4	100%
FLC - S+C 1		2	2	100%
FLC - S+C 2		23	23	100%
FLC - S+C 3		11	11	100%
FLC - S+C 6 (Eha split)		25	25	100%
FLC - HPO RRH Homeless Prevention		1	1	100%
Family Promise of Hawaii		28	28	100%
FPH - Honolulu Family Center		14	14	100%
FPH - Windward Family Center		5	5	100%
FPH - ESG Rapid Rehousing		9	9	100%
Gregory House Programs	53	51	104	49%
GHP - Community Residential Program TH	5	17	22	77%
GHP - ESG Homeless Prevention		6	6	100%
GHP - ESG Rapid Re-Housing		5	5	100%
GHP - HOPWA Formula - PSH TBRA	19	8	27	30%
GHP - HOPWA Gregory House (Competitive TH)	4	5	9	56%
GHP - HOPWA SPNS - Competitive PSH TBRA	25	10	35	29%
Hale Kipa		6	6	100%
HKIPA - Apaa Women's Shelter TLP		2	2	100%
HKIPA - Maka`aloa Men's TLP		4	4	100%
Hale Na`au Pono (Wai`anae Coast Community MHC)		1	1	100%
HNP - Hale Na`au Pono AMHD Street Outreach Program		1	1	100%
Hawaii Affordable Properties, Inc.		20	20	100%
HAP - Na Kahua Hale O Ulu Wini		20	20	100%
Hawaii Island Home for Recovery	3	36	39	92%
HIHR - PSH 1	3	10	13	77%
HIHR - PSH 2		3	3	100%
HIHR - PSH 3		3	3	100%
HIHR - PSH 4		5	5	100%
HIHR - Transitional Housing		15	15	100%
HNO - Weinberg Village Waimanalo	3	50	53	94%
Honolulu Community Action Program	7	126	133	95%
HCAP - HPO RRH Homeless Prevention	5	29	34	85%
HCAP - HPO RRH Rapid Re-Housing		30	30	100%
HCAP - Kumuhonua	2	67	69	97%
HKO - Lahilahi		7	7	100%
HOPE Services Hawaii, Inc.	5	616	621	99%
HOPE - East Hawaii Emergency Mens Program ES		44	44	100%
HOPE - ESG Homelessness Prevention		3	3	100%
HOPE - ESG Rapid Re-housing		9	9	100%

**Consent to Share Data by Organization and Program
Active Adults During June 2018**

Organization/Program	No	Yes	Grand Total	% Consent
HOPE - Hawaii Regions 1, 8, 9, 10 - Street Outreach (HPO)	1	40	41	98%
HOPE - Hawaii Regions 2, 3, 4, 5, 6, 7 - Street Outreach (HPO)	1	71	72	99%
HOPE - HPO NI Housing First		76	76	100%
HOPE - HPO RRH Homeless Prevention		6	6	100%
HOPE - HPO RRH Rapid Re-Housing		81	81	100%
HOPE - HPP Homelessness Prevention		34	34	100%
HOPE - HPP Rapid Re-housing		88	88	100%
HOPE - Kiheipua	3	30	33	91%
HOPE - Kukui S+C Program		46	46	100%
HOPE - Kuleana House		4	4	100%
HOPE - New Start		13	13	100%
HOPE - PATH Street Outreach Program		25	25	100%
HOPE - West Hawaii Emergency Housing Program		40	40	100%
HOPE - Wilder House		6	6	100%
Housing Solutions, Inc.	1	97	98	99%
HSI - Kulaokahua Apts (TH for the Elderly)		33	33	100%
HSI - Na Kolea Rooming House (TH for Working Singles)	1	64	65	98%
Institute for Human Services	216	1412	1628	87%
IHS - AMHD Street Outreach Program		3	3	100%
IHS - Behavioral Health ES	8	17	25	68%
IHS - City FY15 Housing First PSH	20	112	132	85%
IHS - ESG Homelessness Prevention	17	75	92	82%
IHS - ESG Rapid Re-housing	7	52	59	88%
IHS - Hale Mauiola Program (Sand Island ES)	1	107	108	99%
IHS - HOMES Clean & Sober	2	25	27	93%
IHS - HPO RRH Homeless Prevention		1	1	100%
IHS - HPO RRH Rapid Re-Housing	6	37	43	86%
IHS - HPP Homelessness Prevention	9	87	96	91%
IHS - HPP Rapid Re-housing	3	50	53	94%
IHS - Kaa`ahi Families ES	3	54	57	95%
IHS - Kaa`ahi Women's ES	2	83	85	98%
IHS - New PSH 2013 (CoC Funded)	13	19	32	59%
IHS - New Youth Rapid Re-Housing 2016 (NYRRH 2016)	1	8	9	89%
IHS - Oahu Region 1 - Street Outreach (HPO)	8	86	94	91%
IHS - Oahu Region 2 - Street Outreach (HPO)	12	166	178	93%
IHS - Oahu Region 4 - Street Outreach (HPO)	11	85	96	89%
IHS - RRH Bridge Funding (AUW FY2017)		1	1	100%
IHS - SPC Home At Last 2010	64	13	77	17%
IHS - SPC Home Sweet Home	4	13	17	76%
IHS - SPC Home Sweet Home II	4	13	17	76%
IHS - SPC No Place Like Home	8	9	17	53%
IHS - Sumner Men's ES	11	274	285	96%
IHS - TBH Medical Respite (ES)	2	22	24	92%
Ka Hale A Ke Ola, Inc	1	304	305	100%
KHAKO - Central Emergency Shelter	1	167	168	99%
KHAKO - Central Transitional Housing		17	17	100%
KHAKO - Westside ES		103	103	100%

**Consent to Share Data by Organization and Program
Active Adults During June 2018**

Organization/Program	No	Yes	Grand Total	% Consent
KHAKO - Westside TH		17	17	100%
Kalihi Palama Health Center	260	278	538	52%
KPHC - ESG Homelessness Prevention		19	19	100%
KPHC - ESG Rapid Re-housing	3	16	19	84%
KPHC - New Beginnings S+C Program	116	46	162	28%
KPHC - Oahu Region 1 - Street Outreach (HPO)	132	118	250	47%
KPHC - Oahu Region 2 - Street Outreach (HPO)	4	6	10	60%
KPHC - Oahu Region 6 - Street Outreach (HPO)	1	9	10	90%
KPHC - PATH Street Outreach Program	4	63	67	94%
KPHC - PATH Services Only Program		1	1	100%
Kauai Economic Opportunity	25	280	305	92%
KEO - ESG Homelessness Prevention	15	22	37	59%
KEO - Kauai All Regions - Street Outreach (HPO)	4	167	171	98%
KEO - Kome Transitional Housing Program		2	2	100%
KEO - Komohana Group Home TH	1	3	4	75%
KEO - Lawehana Transitional Housing Program		2	2	100%
KEO - Lihue Court Transitional Housing		8	8	100%
KEO - Mana'olana Emergency	1	70	71	99%
KEO - Mana'olana Transitional Housing	1	5	6	83%
KEO - Pa`a Hana PSH	3	1	4	25%
Kealahou West Oahu	31	226	257	88%
KWO - Oahu Region 7 - Street Outreach (HPO)	16	63	79	80%
KWO - Onelau`ena Emergency Shelter	7	95	102	93%
KWO - Onemalu Transitional Housing	8	68	76	89%
Legal Aid Society of Hawaii	7	250	257	97%
LASH - HPO Legal Services Program	7	249	256	97%
LASH - SSVF Legal Services Program		1	1	100%
Maui AIDS Foundation	20		20	0%
MAF - HOPWA Formula - PSH TBRA	18		18	0%
MAF - HOPWA Formula STRMU	2		2	0%
MYFS - BCP Homeless Prevention Program	2		2	0%
Mental Health Kokua	3	52	55	95%
MHK - Oahu Activity Center Homeless Outreach Program		21	21	100%
MHK - PATH Street Outreach Program		7	7	100%
MHK - Safe Haven Permanent Supportive Housing	3	24	27	89%
Salvation Army FSO	3	102	105	97%
SARMY - FSO HPO RRH Homeless Prevention		47	47	100%
SARMY - FSO HPO RRH Rapid Re-Housing	3	42	45	93%
SARMY - FSO Pathway of Hope Transitional Housing		13	13	100%
SARMY - Ka Ohu Hou O Manoa FTS	6	10	16	63%
SARMY - Maui Homeless Outreach Program	41	6	47	13%
SARMY - Big Island RHY TLP	1		1	0%
Shelter of Wisdom	6	56	62	90%
SOW - Great Joy 1	1	7	8	88%
SOW - Great Joy 2	1	9	10	90%
SOW - Great Joy 3		9	9	100%
SOW - Great Joy 4	1	5	6	83%

**Consent to Share Data by Organization and Program
Active Adults During June 2018**

Organization/Program	No	Yes	Grand Total	% Consent
SOW - Streams of Joy 1	1	5	6	83%
SOW - Streams of Joy 2	1	8	9	89%
SOW - Hearts of Joy	1	13	14	93%
Steadfast Housing Development Corporation	129	108	237	46%
SHDC - Ahukini CoC Funded (Oahu)		3	3	100%
SHDC - Eha S+C	16	15	31	48%
SHDC - Eono S+C	1	4	5	80%
SHDC - Hale Ulu Pono TH		4	4	100%
SHDC - Kaahele CoC Funded (Kauai)	2	3	5	60%
SHDC - Kalaeloa (Headway House) CoC Funded (Oahu)	14	19	33	58%
SHDC - Kaukama CoC Funded PSH (Oahu)	1	2	3	67%
SHDC - Kaulana CoC Funded (Maui)	2	3	5	60%
SHDC - Komo Mai CoC Funded PSH (Oahu)	2	2	4	50%
SHDC - Kulalani CoC Funded (Maui)	5	1	6	17%
SHDC - Oahu Shelter Plus Care Program	86	52	138	38%
USVETS	59	839	898	93%
USVETS - BP Ewa HOPTel		8	8	100%
USVETS - BP GPD Bridge Housing		49	49	100%
USVETS - BP GPD Clinical Treatment		39	39	100%
USVETS - BP GPD Low Demand		34	34	100%
USVETS - BP Hilo HOPTel Program		7	7	100%
USVETS - BP HPO Housing First PSH	20	62	82	76%
USVETS - BP Kauai HOPTel Program		7	7	100%
USVETS - BP Leeward PSH		18	18	100%
USVETS - BP Oahu Region 3 - Street Outreach (HPO)		56	56	100%
USVETS - BP Oahu Region 5 - Street Outreach (HPO)		72	72	100%
USVETS - BP Pearl City HOPTel		6	6	100%
USVETS - BP Pearl City Seniors HOPTel		6	6	100%
USVETS - BP Permanent Supportive Housing CoC	5	7	12	58%
USVETS - BP PH2 CHAMPS VET FAMILIES	10	9	19	47%
USVETS - BP Respite Beds Barbers Point		14	14	100%
USVETS - SSVF Priority 1 Homeless Prevention	3	46	49	94%
USVETS - SSVF Priority 1 Rapid Re-housing	4	129	133	97%
USVETS - WCC Emergency Shelter	5	125	130	96%
USVETS - WCC ESG Rapid Re-Housing 2017		18	18	100%
USVETS - WCC HOPTel		4	4	100%
USVETS - WCC Housing First Increment II (City)	12	91	103	88%
USVETS - WCC HPO RRH Homeless Prevention		7	7	100%
USVETS - WCC HPO RRH Rapid Re-Housing		25	25	100%
WCCHC - Homeless Outreach Program	154	200	354	56%
WH - Next Step Emergency Shelter	1	166	167	99%
NALO - Waimanalo Health Center Street Outreach	1	28	29	97%
Women In Need	1	53	54	98%
WIN - Bridge To Success Halawa TH (formerly Waianae)		24	24	100%
WIN - Bridge To Success Kauai TH	1	18	19	95%
WIN - Family House Aiea TH		11	11	100%
Grand Total	1144	6924	8068	86%

**Length of Stay by Program Type - Statewide
Exits During June 2018**

Program Type	# Exits in June	Average Days to Exit
Emergency Shelter (ES)	438	97
Homeless Outreach	157	95
Homeless Prevention	151	134
Permanent Supportive Housing (PSH)	31	1288
Rapid Re-Housing (RRH)	205	198
Services Only program	18	156
Transitional Housing (TH)	159	268
Grand Total	1159	176

**Length of Stay by County and Program Type
Exits During June 2018**

County/Program Type	# Exits in June	Average Days to Exit
Hawaii	214	181
Emergency Shelter (ES)	37	78
Homeless Outreach	35	132
Homeless Prevention	73	161
Permanent Supportive Housing (PSH)	4	725
Rapid Re-Housing (RRH)	45	227
Transitional Housing (TH)	20	317
Kauai	38	202
Emergency Shelter (ES)	18	77
Homeless Prevention	2	49
Rapid Re-Housing (RRH)	3	214
Transitional Housing (TH)	15	369
Maui	227	135
Emergency Shelter (ES)	110	92
Homeless Outreach	53	96
Homeless Prevention	17	86
Permanent Supportive Housing (PSH)	6	989
Rapid Re-Housing (RRH)	27	153
Transitional Housing (TH)	14	288
Oahu	680	186
Emergency Shelter (ES)	273	103
Homeless Outreach	69	75
Homeless Prevention	59	116
Permanent Supportive Housing (PSH)	21	1480
Rapid Re-Housing (RRH)	130	198
Services Only program	18	156
Transitional Housing (TH)	110	242
Grand Total	1159	176

**Length of Stay by Organization and Program
Exits During June 2018**

Organization/Program	# Exits in June	Average Days to Exit
ALEA Bridge	1	90
ALEA - Street Outreach Program	1	90
Alternative Structures International	29	235
ASI - Ohana Ola O Kahumana	14	184
ASI - Ulu Ke Kukui (Villages of Maili)	15	283
Catholic Charities Hawaii	222	174
CCH - HPP Rapid Re-housing	77	234
CCH - Kakaako Family Assessment Center	17	75
CCH - Ma'ili Land Transitional Housing	9	361
CCH - SHEG Oahu Homelessness Prevention	27	91
CCH - SSVF Priority 1 Homeless Prevention	2	494
CCH - SSVF Priority 1 Rapid Rehousing	5	140
CCH - SHEG Oahu Rapid Re-Housing	1	34
CCH - SHEG NI Homelessness Prevention	62	153
CCH - SHEG NI Rapid Rehousing	17	104
CCH - HPO RRH Rapid Re-Housing (Kauai)	3	214
CCH - HPO RRH Homeless Prevention (Kauai)	2	49
CHOW Project	5	48
CHOW - Oahu Region 1 - Street Outreach (HPO)	5	48
Family Life Center	106	150
FLC - ESG Maui Rapid Re-housing	7	150
FLC - Ho'olanani	10	75
FLC - HPO RRH Rapid Re-Housing	5	170
FLC - HPP Maui Homelessness Prevention	17	86
FLC - HPP Maui Rapid Re-housing	14	151
FLC - Maui Regions 1, 2, 3, 6 - Street Outreach (HPO)	24	113
FLC - Maui Regions 4, 5 - Street Outreach (HPO)	25	81
FLC - S+C 3	1	272
FLC - S+C 2	3	1549
Family Promise of Hawaii	17	76
FPH - Windward Family Center	4	117
FPH - Honolulu Family Center	13	63
Gregory House Programs	2	14
GHP - Community Residential Program TH	2	14
Hale Kipa	1	186
HKIPA - Maka`aloa Men's TLP	1	186
Hawaii Affordable Properties, Inc.	9	598
HAP - Na Kahua Hale O Ulu Wini	9	598
Holomua Na Ohana	13	200
HNO - Weinberg Village Waimanalo	13	200
Honolulu Community Action Program	4	505
HCAP - Kumuhonua	4	505
HOPE Services Hawaii, Inc.	124	176
HOPE - East Hawaii Emergency Mens Program ES	13	66
HOPE - Hawaii Regions 1, 8, 9, 10 - Street Outreach (HP	1	366
HOPE - Hawaii Regions 2, 3, 4, 5, 6, 7 - Street Outreach	28	118
HOPE - HPO NI Housing First	2	396
HOPE - HPO RRH Rapid Re-Housing	10	239
HOPE - HPP Rapid Re-housing	12	370
HOPE - Kiheipua	15	106
HOPE - Kukui S+C Program	2	1054
HOPE - PATH Street Outreach Program	6	159
HOPE - West Hawaii Emergency Housing Program	7	29

**Length of Stay by Organization and Program
Exits During June 2018**

Organization/Program	# Exits in June	Average Days to Exit
HOPE - ESG Homelessness Prevention	3	221
HOPE - HPP Homelessness Prevention	6	234
HOPE - New Start	4	177
HOPE - Kuleana House	3	127
HOPE - Wilder House	8	72
HOPE - ESG Rapid Re-housing	2	462
HOPE - HPO RRH Homeless Prevention	2	96
Housing Solutions, Inc.	9	515
HSI - Na Kolea Rooming House (TH for Working Singles)	4	680
HSI - Kulaokahua Apts (TH for the Elderly)	5	383
Institute for Human Services	172	155
IHS - Behavioral Health ES	10	49
IHS - HPP Homelessness Prevention	17	160
IHS - Kaa`ahi Families ES	50	80
IHS - Kaa`ahi Women's ES	20	51
IHS - Oahu Region 2 - Street Outreach (HPO)	5	164
IHS - Sumner Men's ES	26	81
IHS - TBH Medical Respite (ES)	5	12
IHS - Hale Mauiola Program (Sand Island ES)	24	75
IHS - HPP Rapid Re-housing	4	147
IHS - SPC Home Sweet Home	8	1356
IHS - New PSH 2013 (CoC Funded)	2	1022
IHS - HOMES Clean & Sober	1	122
Ka Hale A Ke Ola, Inc	114	117
KHAKO - Central Emergency Shelter	83	95
KHAKO - Central Transitional Housing	5	198
KHAKO - Westside ES	17	85
KHAKO - Westside TH	9	339
Kalihi Palama Health Center	14	91
KPHC - Oahu Region 1 - Street Outreach (HPO)	3	169
KPHC - PATH Street Outreach Program	11	70
Kauai Economic Opportunity	31	220
KEO - Mana'olana Emergency	16	80
KEO - Mana'olana Transitional Housing	6	614
KEO - Lihue Court Transitional Housing	5	167
KEO - Lawehana Transitional Housing Program	3	65
KEO - Komohana Group Home TH	1	822
Kealahou West Oahu	58	151
KWO - Onelau`ena Emergency Shelter	16	297
KWO - Oahu Region 7 - Street Outreach (HPO)	32	49
KWO - Onemalu Transitional Housing	10	245
Legal Aid Society of Hawaii	18	156
LASH - HPO Legal Services Program	18	156
Mental Health Kokua	7	146
MHK - Oahu Activity Center Homeless Outreach Progra	3	68
MHK - Safe Haven Permanent Supportive Housing	2	318
MHK - PATH Street Outreach Program	2	90
Salvation Army FTS	1	100
SARMY - Ka Ohu Hou O Manoa FTS	1	100
Salvation Army Maui	2	90
SARMY - Maui Homeless Outreach Program	2	90
Shelter of Wisdom	6	87
SOW - Great Joy 3	2	45

**Length of Stay by Organization and Program
Exits During June 2018**

Organization/Program	# Exits in June	Average Days to Exit
SOW - Hearts of Joy	1	29
SOW - Great Joy 2	2	152
SOW - Streams of Joy 2	1	100
Steadfast Housing Development Corporation	6	1613
SHDC - Oahu Shelter Plus Care Program	3	2236
SHDC - Kaukama CoC Funded PSH (Oahu)	1	1953
SHDC - Kaulana CoC Funded (Maui)	1	303
SHDC - Eha S+C	1	713
USVETS	139	179
USVETS - BP Ewa HOPTTEL	4	20
USVETS - BP GPD Bridge Housing	8	105
USVETS - BP GPD Clinical Treatment	7	163
USVETS - BP GPD Low Demand	5	99
USVETS - BP Hilo HOPTTEL Program	2	115
USVETS - BP Kauai HOPTTEL Program	2	52
USVETS - BP Oahu Region 3 - Street Outreach (HPO)	8	109
USVETS - BP Oahu Region 5 - Street Outreach (HPO)	1	123
USVETS - BP Pearl City Seniors HOPTTEL	1	119
USVETS - BP Respite Beds Barbers Point	5	84
USVETS - SSVF Priority 1 Homeless Prevention	7	40
USVETS - SSVF Priority 1 Rapid Re-housing	8	106
USVETS - WCC Emergency Shelter	33	132
USVETS - WCC HOPTTEL	1	74
USVETS - BP PH2 CHAMPS VET FAMILIES	3	2348
USVETS - WCC HPO RRH Homeless Prevention	6	69
USVETS - SSVF Priority 2 Rapid Re-housing	1	116
USVETS - BP HPO Housing First PSH	2	928
USVETS - BP Pearl City HOPTTEL	1	102
USVETS - WCC HPO RRH Rapid Re-Housing	18	185
USVETS - WCC ESG Rapid Re-Housing 2017	16	131
Waikiki Health	37	156
WH - Next Step Emergency Shelter	37	156
Women In Need	12	173
WIN - Bridge To Success Halawa TH (formerly Waianae)	7	161
WIN - Family House Aiea TH	5	190
Grand Total	1159	176

Timeliness Report - June 2018 (Intakes)

Date Range: 6/1/2018 - 6/30/2018

Program Name	Program Type	Clients Enrolled	Avg Days to Input
Hawaii County VI SPDAT v2 Family	Coordinated Assessment	32	1.91
Hawaii County VI SPDAT v2 Individual	Coordinated Assessment	43	2.00
Kauai County VI SPDAT v2 Family	Coordinated Assessment	11	2.00
Kauai County VI SPDAT v2 Individual	Coordinated Assessment	11	3.64
Maui County VI SPDAT v2 Family	Coordinated Assessment	78	0.14
Maui County VI SPDAT v2 Individual	Coordinated Assessment	27	1.30
Oahu County VI SPDAT v2 Family	Coordinated Assessment	288	1.90
Oahu County VI SPDAT v2 Individual	Coordinated Assessment	190	1.53
Oahu County VI SPDAT v2 TAY	Coordinated Assessment	9	0.33
CCH - Kakaako Family Assessment Center	Emergency Shelter (ES)	11	5.91
FLC - Ho'olanani	Emergency Shelter (ES)	12	0.50
FPH - Honolulu Family Center	Emergency Shelter (ES)	17	0.59
FPH - Windward Family Center	Emergency Shelter (ES)	4	0.00
HOPE - East Hawaii Emergency Mens Program ES	Emergency Shelter (ES)	17	1.82
HOPE - Kiheipua	Emergency Shelter (ES)	15	0.00
HOPE - West Hawaii Emergency Housing Program	Emergency Shelter (ES)	19	0.58
IHS - Behavioral Health ES	Emergency Shelter (ES)	9	0.56
IHS - Hale Mauiola Program (Sand Island ES)	Emergency Shelter (ES)	23	0.30
IHS - Kaa`ahi Families ES	Emergency Shelter (ES)	52	0.35
IHS - Kaa`ahi Women's ES	Emergency Shelter (ES)	14	0.00
IHS - Sumner Men's ES	Emergency Shelter (ES)	41	2.41
IHS - TBH Medical Respite (ES)	Emergency Shelter (ES)	8	3.50
KEO - Mana'olana Emergency	Emergency Shelter (ES)	12	1.58
KHAKO - Central Emergency Shelter	Emergency Shelter (ES)	54	0.33
KHAKO - Westside ES	Emergency Shelter (ES)	31	0.65
KWO - Onelau`ena Emergency Shelter	Emergency Shelter (ES)	8	7.75
SOW - Hearts of Joy	Emergency Shelter (ES)	2	9.00
USVETS - BP Ewa HOPTel	Emergency Shelter (ES)	5	1.40
USVETS - BP Hilo HOPTel Program	Emergency Shelter (ES)	2	1.00
USVETS - BP Kauai HOPTel Program	Emergency Shelter (ES)	2	0.50
USVETS - BP Pearl City HOPTel	Emergency Shelter (ES)	1	3.00
USVETS - BP Respite Beds Barbers Point	Emergency Shelter (ES)	5	5.00
USVETS - WCC Emergency Shelter	Emergency Shelter (ES)	36	2.72
WH - Next Step Emergency Shelter	Emergency Shelter (ES)	34	1.53
CCH - HPO RRH Homeless Prevention (Kauai)	Homelessness Prevention	5	0.00
CCH - HPP Homeless Prevention	Homelessness Prevention	87	1.11
CCH - SHEG NI Homelessness Prevention	Homelessness Prevention	40	0.45
CCH - SHEG Oahu Homelessness Prevention	Homelessness Prevention	39	0.54
FLC - HPO RRH Homeless Prevention	Homelessness Prevention	4	4.00
FLC - HPP Kauai Homelessness Prevention	Homelessness Prevention	5	8.00
FLC - HPP Maui Homelessness Prevention	Homelessness Prevention	32	3.25
GHP - ESG Homeless Prevention	Homelessness Prevention	3	0.00
HCAP - HPO RRH Homeless Prevention	Homelessness Prevention	37	1.86
HOPE - HPO RRH Homeless Prevention	Homelessness Prevention	2	10.00
HOPE - HPP Homelessness Prevention	Homelessness Prevention	13	9.31
IHS - ESG Homelessness Prevention	Homelessness Prevention	28	3.11
SARMY - FSO HPO RRH Homeless Prevention	Homelessness Prevention	1	0.00
USVETS - SSVF Priority 1 Homeless Prevention	Homelessness Prevention	8	3.63
USVETS - WCC HPO RRH Homeless Prevention	Homelessness Prevention	7	0.00
ASI - Leeward CoC PSH	PH - Permanent Supportive Housing	11	0.55
FLC - HPO NI Housing First	PH - Permanent Supportive Housing	5	14.00
GHP - HOPWA SPNS - Competitive PSH TBRA	PH - Permanent Supportive Housing	1	3.00
HOPE - HPO NI Housing First	PH - Permanent Supportive Housing	3	3.67
HOPE - Kukui S+C Program	PH - Permanent Supportive Housing	2	2.50
IHS - SPC Home Sweet Home II	PH - Permanent Supportive Housing	7	3.57
KPHC - New Beginnings S+C Program	PH - Permanent Supportive Housing	1	0.00

Timeliness Report - June 2018 (Intakes)

Date Range: 6/1/2018 - 6/30/2018

Average Days Taken to Input Enrollments (clients enrolled during)			
Program Name	Program Type	Clients Enrolled	Avg Days to Input
MHK - Safe Haven Permanent Supportive Housing	PH - Permanent Supportive Housing	6	8.50
SHDC - Eha S+C	PH - Permanent Supportive Housing	4	0.25
SHDC - Oahu Shelter Plus Care Program	PH - Permanent Supportive Housing	1	3.00
USVETS - BP HPO Housing First PSH	PH - Permanent Supportive Housing	2	2.50
USVETS - BP Leeward PSH	PH - Permanent Supportive Housing	17	3.53
USVETS - BP Permanent Supportive Housing CoC	PH - Permanent Supportive Housing	1	4.00
CCH - HPO RRH Rapid Re-Housing (Kauai)	PH - Rapid Re-Housing	5	1.80
CCH - HPP Rapid Re-housing	PH - Rapid Re-Housing	52	0.40
CCH - SHEG NI Rapid Rehousing	PH - Rapid Re-Housing	4	1.00
CCH - SHEG Oahu Rapid Re-Housing	PH - Rapid Re-Housing	3	0.00
CCH - SSVF Priority 1 Rapid Rehousing	PH - Rapid Re-Housing	6	0.17
FLC - ESG Kauai Rapid Re-housing	PH - Rapid Re-Housing	16	3.56
FLC - ESG Maui Rapid Re-housing	PH - Rapid Re-Housing	6	10.00
FLC - HPO RRH Rapid Re-Housing	PH - Rapid Re-Housing	10	4.80
FLC - HPP Kauai Rapid Re-housing	PH - Rapid Re-Housing	24	5.46
FLC - HPP Maui Rapid Re-housing	PH - Rapid Re-Housing	6	7.33
FPH - ESG Rapid Rehousing	PH - Rapid Re-Housing	4	3.00
HCAP - HPO RRH Rapid Re-Housing	PH - Rapid Re-Housing	2	0.00
HOPE - HPO RRH Rapid Re-Housing	PH - Rapid Re-Housing	6	9.33
HOPE - HPP Rapid Re-housing	PH - Rapid Re-Housing	52	10.40
HOPE - New Start	PH - Rapid Re-Housing	2	1.00
IHS - ESG Rapid Re-housing	PH - Rapid Re-Housing	8	3.88
IHS - HPO RRH Rapid Re-Housing	PH - Rapid Re-Housing	3	0.00
KPHC - ESG Rapid Re-housing	PH - Rapid Re-Housing	2	0.00
USVETS - SSVF Priority 1 Rapid Re-housing	PH - Rapid Re-Housing	25	3.96
USVETS - SSVF Priority 2 Rapid Re-housing	PH - Rapid Re-Housing	1	1.00
KPHC - PATH Services Only Program	Services Only	1	2.00
LASH - HPO Legal Services Program	Services Only	48	0.29
ALEA - Street Outreach Program	Street Outreach	3	11.67
FLC - Maui Regions 1, 2, 3, 6 - Street Outreach (HPO)	Street Outreach	31	0.84
FLC - Maui Regions 4, 5 - Street Outreach (HPO)	Street Outreach	27	3.00
HOPE - Hawaii Regions 2, 3, 4, 5, 6, 7 - Street Outreach (HPO)	Street Outreach	13	2.54
IHS - AMHD Street Outreach Program	Street Outreach	1	0.00
IHS - Oahu Region 1 - Street Outreach (HPO)	Street Outreach	20	0.90
IHS - Oahu Region 2 - Street Outreach (HPO)	Street Outreach	16	2.88
IHS - Oahu Region 4 - Street Outreach (HPO)	Street Outreach	13	6.77
KEO - Kauai All Regions - Street Outreach (HPO)	Street Outreach	48	1.69
KPHC - Oahu Region 1 - Street Outreach (HPO)	Street Outreach	33	1.76
KPHC - Oahu Region 2 - Street Outreach (HPO)	Street Outreach	3	1.33
KPHC - Oahu Region 6 - Street Outreach (HPO)	Street Outreach	3	11.00
KPHC - PATH Street Outreach Program	Street Outreach	14	1.14
KWO - Oahu Region 7 - Street Outreach (HPO)	Street Outreach	9	1.67
MHK - PATH Street Outreach Program	Street Outreach	1	0.00
NALO - Waimanalo Health Center Street Outreach	Street Outreach	9	16.00
SARMY - Maui Homeless Outreach Program	Street Outreach	13	0.00
USVETS - BP Oahu Region 3 - Street Outreach (HPO)	Street Outreach	19	5.16
WCCHC - Homeless Outreach Program	Street Outreach	11	5.00
ASI - Ohana Ola O Kahumana	Transitional Housing (TH)	18	1.22
ASI - Ulu Ke Kukui (Villages of Maili)	Transitional Housing (TH)	1	13.00
GHP - Community Residential Program TH	Transitional Housing (TH)	3	1.33
HCAP - Kumuhonua	Transitional Housing (TH)	2	0.00
HKIPA - Maka`aloa Men's TLP	Transitional Housing (TH)	1	3.00
HNO - Weinberg Village Waimanalo	Transitional Housing (TH)	10	0.00
HOPE - Kuleana House	Transitional Housing (TH)	2	0.00
HOPE - Wilder House	Transitional Housing (TH)	3	0.00
HSI - Kulaokahua Apts (TH for the Elderly)	Transitional Housing (TH)	4	1.25

Timeliness Report - June 2018 (Intakes)

Date Range: 6/1/2018 - 6/30/2018

Average Days Taken to Input Enrollments (clients enrolled during)			
Program Name	Program Type	Clients Enrolled	Avg Days to Input
HSI - Na Kolea Rooming House (TH for Working Singles)	Transitional Housing (TH)	7	0.00
KEO - Komohana Group Home TH	Transitional Housing (TH)	1	10.00
KEO - Mana'olana Transitional Housing	Transitional Housing (TH)	3	12.00
KHAKO - Central Transitional Housing	Transitional Housing (TH)	16	0.69
KHAKO - Westside TH	Transitional Housing (TH)	9	3.11
KWO - Onemalu Transitional Housing	Transitional Housing (TH)	12	0.33
USVETS - BP GPD Bridge Housing	Transitional Housing (TH)	9	0.11
USVETS - BP GPD Clinical Treatment	Transitional Housing (TH)	8	1.38
USVETS - BP GPD Low Demand	Transitional Housing (TH)	9	0.11
WIN - Bridge To Success Halawa TH (formerly Waianae)	Transitional Housing (TH)	4	0.00
WIN - Family House Aiea TH	Transitional Housing (TH)	2	0.00
Aggregates		2192	2.13

Timeliness Report - June 2018 (Exits)

Date Range: 6/1/2018 - 6/30/2018

Average Days Taken to Exit Enrollments (clients exited during reporting period)			
Program Name	Program Type	Total Exited Clients	Avg Days to Exit
Hawaii County VI SPDAT v2 Family	Coordinated Assessment	51	4.25
Hawaii County VI SPDAT v2 Individual	Coordinated Assessment	34	2.24
Kauai County VI SPDAT v2 Family	Coordinated Assessment	5	0.00
Kauai County VI SPDAT v2 Individual	Coordinated Assessment	2	0.00
Maui County VI SPDAT v2 Family	Coordinated Assessment	47	1.28
Maui County VI SPDAT v2 Individual	Coordinated Assessment	19	7.68
Oahu County VI SPDAT v2 Family	Coordinated Assessment	105	0.48
Oahu County VI SPDAT v2 Individual	Coordinated Assessment	168	0.35
CCH - Kakaako Family Assessment Center	Emergency Shelter (ES)	17	3.18
FLC - Ho'olanani	Emergency Shelter (ES)	10	1.80
FPH - Honolulu Family Center	Emergency Shelter (ES)	13	0.00
FPH - Windward Family Center	Emergency Shelter (ES)	4	0.00
HOPE - East Hawaii Emergency Mens Program ES	Emergency Shelter (ES)	13	1.92
HOPE - Kiheipua	Emergency Shelter (ES)	9	2.89
HOPE - West Hawaii Emergency Housing Program	Emergency Shelter (ES)	7	3.86
IHS - Behavioral Health ES	Emergency Shelter (ES)	10	0.90
IHS - Hale Mauiola Program (Sand Island ES)	Emergency Shelter (ES)	24	0.92
IHS - Kaa'ahi Families ES	Emergency Shelter (ES)	49	1.96
IHS - Kaa'ahi Women's ES	Emergency Shelter (ES)	21	0.00
IHS - Sumner Men's ES	Emergency Shelter (ES)	26	2.38
IHS - TBH Medical Respite (ES)	Emergency Shelter (ES)	5	2.60
KEO - Mana'olana Emergency	Emergency Shelter (ES)	16	0.19
KHAKO - Central Emergency Shelter	Emergency Shelter (ES)	82	2.51
KHAKO - Westside ES	Emergency Shelter (ES)	18	2.72
KWO - Onelau`ena Emergency Shelter	Emergency Shelter (ES)	16	1.75
SOW - Great Joy 2	Emergency Shelter (ES)	2	4.00
SOW - Great Joy 3	Emergency Shelter (ES)	2	4.50
SOW - Hearts of Joy	Emergency Shelter (ES)	1	8.00
SOW - Streams of Joy 2	Emergency Shelter (ES)	1	4.00
USVETS - BP Ewa HOPTEL	Emergency Shelter (ES)	4	0.00
USVETS - BP Hilo HOPTEL Program	Emergency Shelter (ES)	2	2.50
USVETS - BP Kauai HOPTEL Program	Emergency Shelter (ES)	2	0.00
USVETS - BP Pearl City HOPTEL	Emergency Shelter (ES)	1	0.00
USVETS - BP Pearl City Seniors HOPTEL	Emergency Shelter (ES)	1	0.00
USVETS - BP Respite Beds Barbers Point	Emergency Shelter (ES)	5	0.00
USVETS - WCC Emergency Shelter	Emergency Shelter (ES)	32	5.13
USVETS - WCC HOPTEL	Emergency Shelter (ES)	1	0.00
WH - Next Step Emergency Shelter	Emergency Shelter (ES)	36	0.50
CCH - HPO RRH Homeless Prevention (Kauai)	Homelessness Prevention	2	0.00
CCH - HPP Homeless Prevention	Homelessness Prevention	7	0.00
CCH - SHEG NI Homelessness Prevention	Homelessness Prevention	62	0.03
CCH - SHEG Oahu Homelessness Prevention	Homelessness Prevention	27	0.00
CCH - SSVF Priority 1 Homeless Prevention	Homelessness Prevention	2	0.00
FLC - HPP Maui Homelessness Prevention	Homelessness Prevention	17	1.41
HOPE - ESG Homelessness Prevention	Homelessness Prevention	3	20.00
HOPE - HPO RRH Homeless Prevention	Homelessness Prevention	2	30.00
HOPE - HPP Homelessness Prevention	Homelessness Prevention	6	2.00
IHS - HPP Homelessness Prevention	Homelessness Prevention	17	7.53
USVETS - SSVF Priority 1 Homeless Prevention	Homelessness Prevention	7	5.57
USVETS - WCC HPO RRH Homeless Prevention	Homelessness Prevention	6	0.00
ASI - Kauhale Kamaile	PH – Housing Only	33	0.00
FLC - S+C 2	PH - Permanent Supportive Housing	3	5.00
FLC - S+C 3	PH - Permanent Supportive Housing	1	5.00
HOPE - HPO NI Housing First	PH - Permanent Supportive Housing	2	6.00
HOPE - Kukui S+C Program	PH - Permanent Supportive Housing	2	6.00
IHS - New PSH 2013 (CoC Funded)	PH - Permanent Supportive Housing	2	2.00
IHS - SPC Home Sweet Home	PH - Permanent Supportive Housing	8	3.50
MHK - Safe Haven Permanent Supportive Housing	PH - Permanent Supportive Housing	2	6.50

Timeliness Report - June 2018 (Exits)

Date Range: 6/1/2018 - 6/30/2018

Average Days Taken to Exit Enrollments (clients exited during reporting period)			
Program Name	Program Type	Total Exited Clients	Avg Days to Exit
SHDC - Eha S+C	PH - Permanent Supportive Housing	1	0.00
SHDC - Kaukama CoC Funded PSH (Oahu)	PH - Permanent Supportive Housing	1	0.00
SHDC - Oahu Shelter Plus Care Program	PH - Permanent Supportive Housing	3	5.33
USVETS - BP HPO Housing First PSH	PH - Permanent Supportive Housing	3	3.67
USVETS - BP PH2 CHAMPS VET FAMILIES	PH - Permanent Supportive Housing	3	3.00
CCH - HPO RRH Rapid Re-Housing (Kauai)	PH - Rapid Re-Housing	3	0.00
CCH - HPP Rapid Re-housing	PH - Rapid Re-Housing	88	4.47
CCH - SHEG NI Rapid Rehousing	PH - Rapid Re-Housing	17	0.00
CCH - SHEG Oahu Rapid Re-Housing	PH - Rapid Re-Housing	1	0.00
CCH - SSVF Priority 1 Rapid Rehousing	PH - Rapid Re-Housing	5	9.20
FLC - ESG Maui Rapid Re-housing	PH - Rapid Re-Housing	7	1.14
FLC - HPO RRH Rapid Re-Housing	PH - Rapid Re-Housing	5	2.00
FLC - HPP Maui Rapid Re-housing	PH - Rapid Re-Housing	14	5.36
HOPE - ESG Rapid Re-housing	PH - Rapid Re-Housing	2	30.00
HOPE - HPO RRH Rapid Re-Housing	PH - Rapid Re-Housing	10	4.50
HOPE - HPP Rapid Re-housing	PH - Rapid Re-Housing	12	4.00
HOPE - New Start	PH - Rapid Re-Housing	4	15.50
IHS - HOMES Clean & Sober	PH - Rapid Re-Housing	1	0.00
IHS - HPP Rapid Re-housing	PH - Rapid Re-Housing	10	16.20
USVETS - SSVF Priority 1 Rapid Re-housing	PH - Rapid Re-Housing	8	2.38
USVETS - SSVF Priority 2 Rapid Re-housing	PH - Rapid Re-Housing	1	6.00
USVETS - WCC ESG Rapid Re-Housing 2017	PH - Rapid Re-Housing	16	0.00
USVETS - WCC HPO RRH Rapid Re-Housing	PH - Rapid Re-Housing	18	0.00
CARE - Care Hawaii AMHD Services Only Program	Services Only	1	0.00
LASH - HPO Legal Services Program	Services Only	19	0.00
ALEA - Street Outreach Program	Street Outreach	2	0.00
CARE - Care Hawaii AMHD Street Outreach Program	Street Outreach	1	0.00
CHOW - Oahu Region 1 - Street Outreach (HPO)	Street Outreach	9	0.00
FLC - Maui Regions 1, 2, 3, 6 - Street Outreach (HPO)	Street Outreach	28	2.14
FLC - Maui Regions 4, 5 - Street Outreach (HPO)	Street Outreach	30	1.63
HOPE - Hawaii Regions 1, 8, 9, 10 - Street Outreach (HPO)	Street Outreach	1	0.00
HOPE - Hawaii Regions 2, 3, 4, 5, 6, 7 - Street Outreach (HPO)	Street Outreach	27	3.93
HOPE - PATH Street Outreach Program	Street Outreach	6	7.50
IHS - AMHD Street Outreach Program	Street Outreach	1	0.00
IHS - Oahu Region 1 - Street Outreach (HPO)	Street Outreach	10	0.00
IHS - Oahu Region 2 - Street Outreach (HPO)	Street Outreach	24	0.25
IHS - Oahu Region 4 - Street Outreach (HPO)	Street Outreach	1	0.00
KEO - Kauai All Regions - Street Outreach (HPO)	Street Outreach	1	0.00
KPHC - Oahu Region 1 - Street Outreach (HPO)	Street Outreach	5	0.00
KPHC - PATH Street Outreach Program	Street Outreach	21	0.00
KWO - Oahu Region 7 - Street Outreach (HPO)	Street Outreach	33	1.27
MHK - Oahu Activity Center Homeless Outreach Program	Street Outreach	4	0.00
MHK - PATH Street Outreach Program	Street Outreach	2	0.00
SARMY - Maui Homeless Outreach Program	Street Outreach	3	0.00
USVETS - BP Oahu Region 3 - Street Outreach (HPO)	Street Outreach	8	2.00
USVETS - BP Oahu Region 5 - Street Outreach (HPO)	Street Outreach	1	0.00
WCCHC - Homeless Outreach Program	Street Outreach	15	0.00
ASI - Ohana Ola O Kahumana	Transitional Housing (TH)	13	2.31
ASI - Ulu Ke Kukui (Villages of Maili)	Transitional Housing (TH)	15	0.93
CCH - Ma'ili Land Transitional Housing	Transitional Housing (TH)	7	0.43
GHP - Community Residential Program TH	Transitional Housing (TH)	2	4.50
HAP - Na Kahua Hale O Ulu Wini	Transitional Housing (TH)	9	11.56
HCAP - Kumuhonua	Transitional Housing (TH)	4	4.25
HKIPA - Maka'aloa Men's TLP	Transitional Housing (TH)	1	15.00
HNO - Weinberg Village Waimanalo	Transitional Housing (TH)	13	9.46
HOPE - Kuleana House	Transitional Housing (TH)	3	3.00
HOPE - Wilder House	Transitional Housing (TH)	8	4.13
HSI - Kulaokahua Apts (TH for the Elderly)	Transitional Housing (TH)	4	2.00

Timeliness Report - June 2018 (Exits)

Date Range: 6/1/2018 - 6/30/2018

Average Days Taken to Exit Enrollments (clients exited during reporting period)		Total Exited Clients	Avg Days to Exit
Program Name	Program Type		
HSI - Na Kolea Rooming House (TH for Working Singles)	Transitional Housing (TH)	4	0.25
KEO - Komohana Group Home TH	Transitional Housing (TH)	1	3.00
KEO - Lawehana Transitional Housing Program	Transitional Housing (TH)	3	12.00
KEO - Lihue Court Transitional Housing	Transitional Housing (TH)	5	1.00
KEO - Mana'olana Transitional Housing	Transitional Housing (TH)	2	12.00
KHAKO - Central Transitional Housing	Transitional Housing (TH)	5	0.80
KHAKO - Westside TH	Transitional Housing (TH)	12	10.17
KWO - Onemalu Transitional Housing	Transitional Housing (TH)	9	1.44
SARMY - Ka Ohu Hou O Manoa FTS	Transitional Housing (TH)	1	18.00
USVETS - BP GPD Bridge Housing	Transitional Housing (TH)	8	3.38
USVETS - BP GPD Clinical Treatment	Transitional Housing (TH)	7	4.71
USVETS - BP GPD Low Demand	Transitional Housing (TH)	5	0.20
WIN - Bridge To Success Halawa TH (formerly Waianae)	Transitional Housing (TH)	7	2.14
WIN - Family House Aiea TH	Transitional Housing (TH)	5	9.80
Aggregates		1711	2.27