

From: Carlos Peraro, CPC
To: Harold Brackeen, State of Hawaii, Homeless Programs Administrator
Brandee Menino, BTG Chair; Heather Lusk, PIC Vice Chair
Date: November 18, 2018
Re: October 2018 HMIS Monitoring Reports

Attached for your review and dissemination to Continuum agencies is the October 2018 HMIS monitoring report. Below are brief highlights from the attached reports.

- 1) End of month, October 2018 Census summary by Continuum and Statewide (pp. 2-8)
 - The Statewide census for emergency and transitional programs decreased in October 2018 (2,418) compared to September 2018 (2,873). For Oahu, this represents a decrease in the emergency and transitional census. For neighbor islands, this represents a decrease in emergency shelter, but an increase in transitional census.
 - The total “vacant beds” compared to the HIC bed capacity was 566 (ES and TH) and 404 (PSH). The high level for PSH is due to several large projects in both Continuums being at low utilization as of the end of Oct. HIC openings can also vary depending on differences in household size.
 - 35 programs on Oahu and 25 programs on the Neighbor Islands had utilization rates of less than 85% or greater than 110%. These programs are marked in red.
 - Statewide active Outreach clients totaled 1,461 (933 on Oahu and 528 on the Neighbor Islands).
- 2) Consent report for October 2018 (pp. 9-19)
 - VI-SPDAT Assessments: Consent to share data rates for Neighbor Islands and Oahu programs were 93% and 92% respectively; (September’s rates: 96% and 90%). (page 9)
 - By Name List: Consent to share data rates as of the 10/31/18 BNL cut was 95% statewide – one percentage point higher than Sep 2018. Oct. rates included: Oahu Families (82%) and Singles (98%). Neighbor Island family and singles rates ranged from 79% (Kauai Families) to 100% (Kauai Singles). (page 10).
 - For adult program intakes entered in October 2018 (n=978), the statewide consent to share was 96%, statewide, one percentage point higher than the September report, and a sustained improvement from Aug 2017 (55%).
 - Five programs (pp. 12-14) had consent rates below 80% (October Intakes) - highlighted in RED.
- 3) Length of Stay by Agency and Program for clients exiting during October 2018 (pp. 20-23)
 - The average LOS over all programs was 186 days (representing 1,297 exits), an increase compared to September (182 days). If the 12 permanent supportive housing programs exits are omitted, the average LOS was 176 days.
 - Overall, services only and emergency shelter programs’ LOS were the shortest (92 and 103 days). As expected, PSH and TH program’s LOS were the longest (1,222 and 347 days).
 - By County, Maui (104 days) and Hawaii (171 days) averaged the shortest LOS, followed by Oahu (200 days) and Kauai (213 days). Of note is that the average includes PH projects, which heavily skew this statistic.
 - Emergency Shelter LOS ranged from 92 days on Hawaii to 119 days on Maui.
- 4) Timeliness (entries and exits) during October 2018 (pp. 24-28)
 - Intake Timeliness was 2.79 average days, a slight increase compared to 2.64 average days in September. 41 programs (highlighted in RED) averaged more than 3 days to enter intakes.
 - Exit timeliness decreased to 2.24 average days compared to 2.61 days in September.
 - 30 programs (highlighted in RED) averaged more than 3 days to enter exits.

HMIS Census Report - October 2018
Oahu and Neighbor Islands - HIC Facilities

Summary of Monthly HMIS Shelter Census Counts

November 2017 - October 2018

HI-501 Oahu Census Summary

	Emerg	Trans	Total HUD Homeless	HIC Openings	PH	HIC Openings	Veterans ES/TH
November 30, 2017	1192	1288	2480	254	1119	51	241
December 31, 2017	1225	1275	2500	219	1112	53	234
January 31, 2018	1179	1228	2407	295	1097	76	244
February 28, 2018	1098	1238	2336	318	1116	72	238
March 31, 2018	1095	1261	2356	262	1116	72	227
April 30, 2018	1130	1283	2413	265	1140	102	241
May 31, 2018	1141	1269	2410	261	1143	114	257
June 30, 2018	1133	1236	2369	385	1100	167	246
July 31, 2018	1109	1199	2308	322	1088	123	227
August 31, 2018	1165	1117	2282	369	1100	238	234
September 30, 2018	1143	995	2138	242	1107	236	233
October 31, 2018	1009	785	1794	435	1102	224	158

HI-500 Balance of State Census Summary

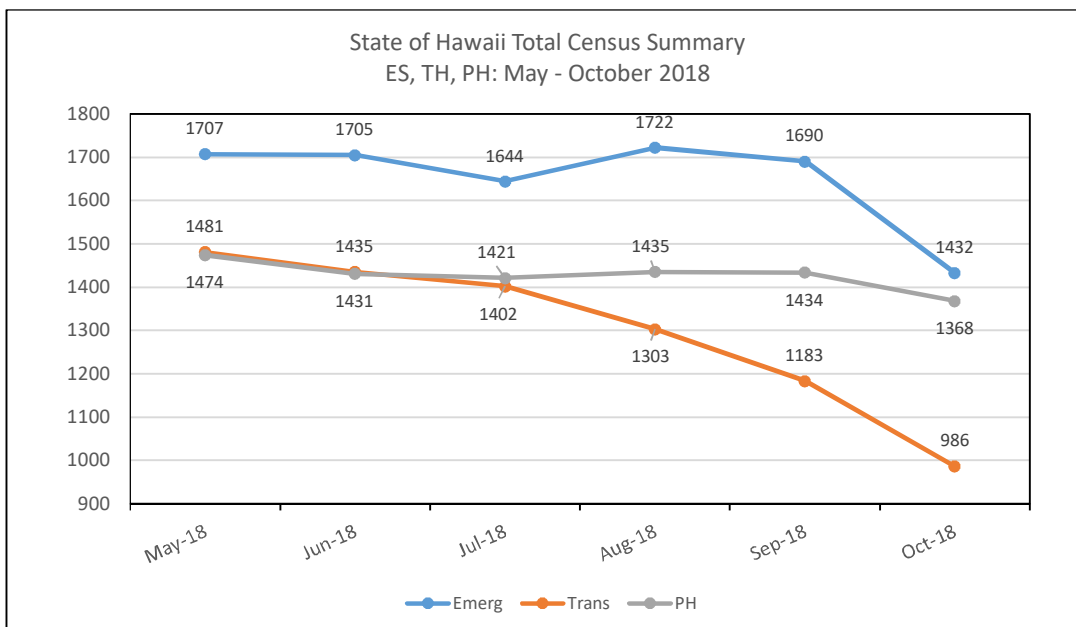
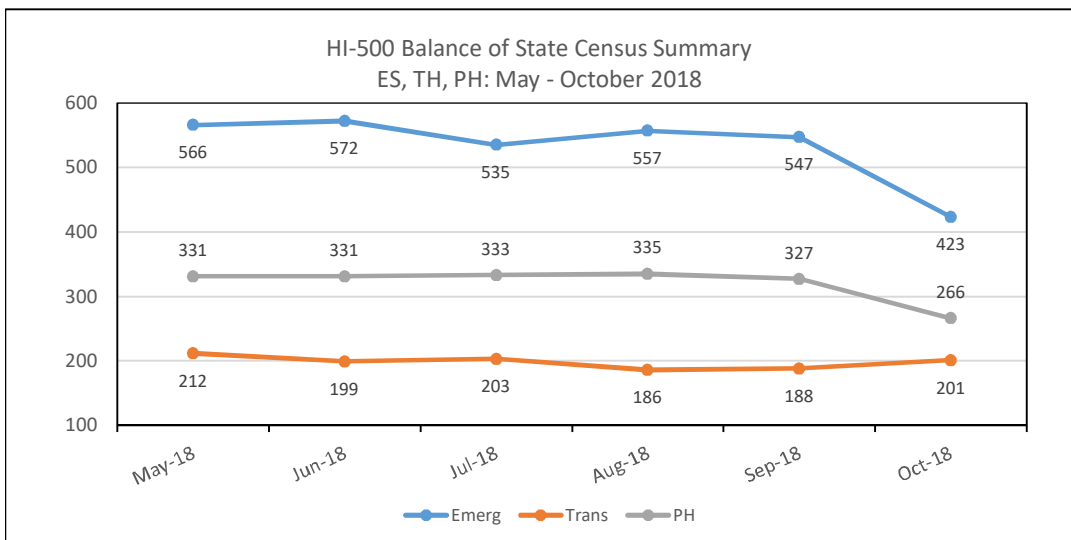
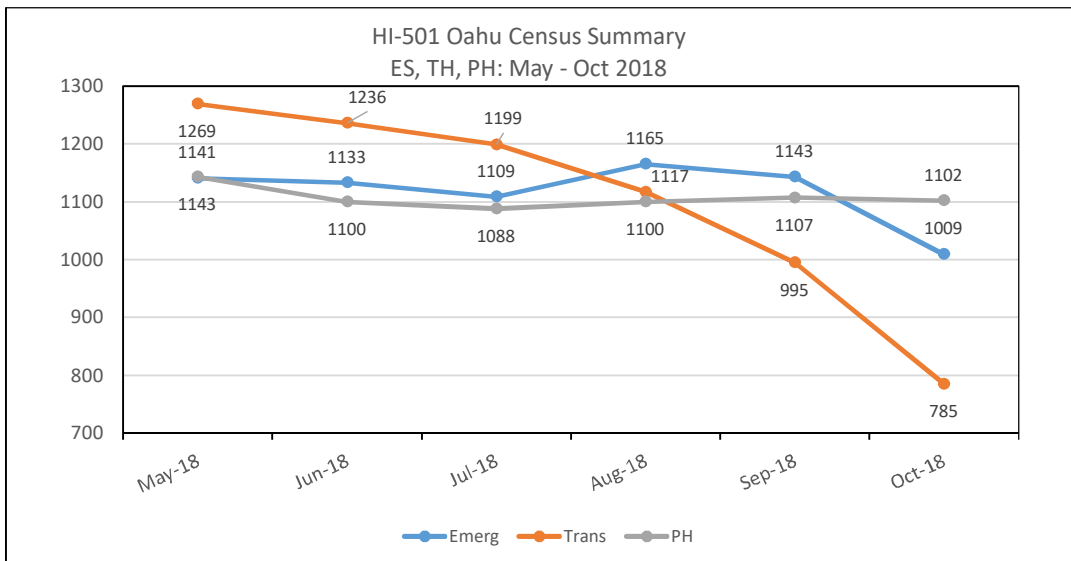
	Emerg	Trans	Total HUD Homeless	HIC Openings	PH	HIC Openings	Veterans ES/TH
November 30, 2017	467	293	760	305	330	125	34
December 31, 2017	478	282	760	325	332	123	38
January 31, 2018	488	210	698	399	335	125	32
February 28, 2018	494	206	700	398	338	124	36
March 31, 2018	525	194	719	215	322	145	39
April 30, 2018	548	213	761	195	316	135	34
May 31, 2018	566	212	778	179	331	130	38
June 30, 2018	572	199	771	77	331	119	32
July 31, 2018	535	203	738	99	333	117	30
August 31, 2018	557	186	743	105	335	113	26
September 30, 2018	547	188	735	101	327	121	28
October 31, 2018	423	201	624	131	266	180	26

State of Hawaii Total Census Summary

	Emerg	Trans	Total HUD Homeless	HIC Openings	PH	HIC Openings	Veterans ES/TH
November 30, 2017	1659	1581	3240	559	1449	176	275
December 31, 2017	1703	1557	3260	544	1444	176	272
January 31, 2018	1667	1438	3105	694	1432	201	276
February 28, 2018	1592	1444	3036	716	1454	196	274
March 31, 2018	1620	1455	3075	477	1438	217	266
April 30, 2018	1678	1496	3174	460	1456	237	275
May 31, 2018	1707	1481	3188	440	1474	244	295
June 30, 2018	1705	1435	3140	462	1431	286	278
July 31, 2018	1644	1402	3046	421	1421	240	257
August 31, 2018	1722	1303	3025	474	1435	351	260
September 30, 2018	1690	1183	2873	343	1434	357	261
October 31, 2018	1432	986	2418	566	1368	404	184

HMIS Census Report - October 2018 Oahu and Neighbor Islands - HIC Facilities

Summary of Monthly HMIS Shelter Census Counts



Census Report - October 31, 2018
Oahu - HIC Facilities

Proj. Type	Organization Name	Project Name	HIC Beds	Census on 10/31/18	% HIC Beds	Technical Openings	Veterans
ES	Child and Family Service	CFS - Honolulu Shelter	49	SP	NR	NR	SP
ES	Child and Family Service	CFS - Leeward Shelter	27	SP	NR	NR	SP
ES	Catholic Charities Hawaii	CCH - Kakaako Family Assessment Center	50	24	48%	26	0
ES	Family Promise of Hawaii	FPH - Honolulu Family Center	14	16	114%	0	0
ES	Family Promise of Hawaii	FPH - Windward Family Center	14	8	57%	6	0
ES	Hale Kipa Inc.	HKIPA - Girls BCP ES	8	3	38%	5	0
ES	IHS Institute for Human Services	IHS - Behavioral Health ES	10	12	120%	0	3
ES	IHS Institute for Human Services	IHS - Hale Mauiola Program (Sand Island)	85	92	108%	0	6
ES	IHS Institute for Human Services	IHS - Kaaahi Families Shelter ES	100	94	94%	6	0
ES	IHS Institute for Human Services	IHS - Kaaahi Women ES	68	62	91%	6	2
ES	IHS Institute for Human Services	IHS - Sumner Men's Shelter	166	177	107%	0	24
ES	IHS Institute for Human Services	IHS - Tutu Bert's House (Med Respite ES)	16	15	94%	1	2
ES	Kealahou West Oahu	KWO - Hope for a New Beginning (Onelauena)	244	173	71%	71	5
ES	Parents and Children Together	PACT - Ohia Shelter	21	SP	NR	NR	SP
ES	Shelter of Wisdom	SOW - Great Joy 1	8	3	38%	5	0
ES	Shelter of Wisdom	SOW - Great Joy 2	9	9	100%	0	0
ES	Shelter of Wisdom	SOW - Great Joy 3	10	7	70%	3	0
ES	Shelter of Wisdom	SOW - Great Joy 4	6	6	100%	0	0
ES	Shelter of Wisdom	SOW - Hearts of Joy 2	13	11	85%	2	1
ES	Shelter of Wisdom	SOW - Streams of Joy 1	6	6	100%	0	1
ES	Shelter of Wisdom	SOW - Streams of Joy 2	10	12	120%	0	0
ES	U.S. Veterans Initiative	USVETS - BP Ewa HOPTEL	5	2	40%	3	2
ES	U.S. Veterans Initiative	USVETS - BP Pearl City HOPTEL	5	3	60%	2	3
ES	U.S. Veterans Initiative	USVETS - BP Pearl City Seniors HOPTEL	5	2	40%	3	2
ES	U.S. Veterans Initiative	USVETS - BP Respite Beds Barbers Point	10	3	30%	7	3
ES	U.S. Veterans Initiative	USVETS - WCC Emergency	191	157	82%	34	6
ES	U.S. Veterans Initiative	USVETS - WCC HOPTEL	5	5	100%	0	5
ES	Waikiki Health Center	WHC - Next Step Emergency Shelter	135	107	79%	28	3
ES	Windward Spouse Abuse Shelter	WSAS - Hale Ola	18	SP	NR	NR	NR
	Subtotal Emergency Shelter		1193	1009	85%	208	68
TH	Alternative Structures Int't	ASI - Ohana Ola O Kahumana	222	196	88%	26	0
TH	Catholic Charities Hawaii	CCH - Ma'ili Land TH	54	35	65%	19	0
TH	Child and Family Service	CFS - Transitional Apartments (Honolulu and Leeward)	46	NR	NR	NR	NR
TH	Gregory House Programs	GHP - Community Residential Program	15	17	113%	0	1
TH	Gregory House Programs	GHP - HOPWA Gregory House (Competitive TH)	11	9	82%	2	0
TH	Honolulu Community Action Prog	HCAP - Kumuhonua	68	59	87%	9	3
TH	Hale Kipa Inc.	HKIPA - Apaa Women's Shelter	5	3	60%	2	0
TH	Hale Kipa Inc.	HKIPA - Maka'aloa Men's TLP	4	3	75%	1	0
TH	Ho'omau Ke Ola	HKO - Lahilahi	10	5	50%	5	0
TH	Holomua Na`Ohana	HNO - Weinberg Village Waimanalo	125	103	82%	22	0
TH	Housing Solutions Inc.	HSI - Kulaokahua (TH for the elderly)	31	28	90%	3	4
TH	Housing Solutions Inc.	HSI - Na Kolea (TH for working singles)	64	62	97%	2	2
TH	Kealahou West Oahu	KWO - Onemalu Transitional Shelter	190	112	59%	78	1
TH	Parents and Children Together	PACT - Lehua	8	NR	NR	NR	NR
TH	The Salvation Army	SARMY - FSO Pathway of Hope	24	17	71%	7	0
TH	The Salvation Army ATS	SARMY - Ka Ohu Hou O Manoa	30	16	53%	14	0
TH	Steadfast Housing Dev Corp	SHDC - Hale Ulu Pono - Transitional Housing	10	3	30%	7	1
TH	U.S. Veterans Initiative	USVETS - BP GPD Bridge Housing	13	25	192%	0	25
TH	U.S. Veterans Initiative	USVETS - BP GPD Clinical Treatment	40	23	58%	17	23
TH	U.S. Veterans Initiative	USVETS - BP GPD Low Demand	35	30	86%	5	30
TH	Windward Spouse Abuse Shelter	WSAS - Imua	1	NR	NR	NR	NR
TH	Women in Need	WIN - Bridge To Success Halawa TH (formerly Waianae)	27	20	74%	7	0
TH	Women in Need	WIN - Family House - Aiea	20	19	95%	1	0
	Subtotal Transitional Housing		1000	785	79%	227	90
PSH	Alternative Structures Int't	ASI - Leeward CoC PSH	46	54	117%	0	0
PSH	Catholic Charities Hawaii	CCH - City HF Increment III	130	30	23%	100	3
PSH	Gregory House Programs	GHP - HOPWA Formula - PSH TBRA	33	26	79%	7	6
PSH	Gregory House Programs	GHP - HOPWA SPNS - Competitive PSH TBRA	48	41	85%	7	4
PSH	IHS Institute for Human Services	IHS - City FY15 Housing First PSH	177	152	86%	25	4
PSH	IHS Institute for Human Services	IHS - New PSH 2013 (CoC Funded)	34	31	91%	3	1
PSH	IHS Institute for Human Services	IHS - SPC Home At Last 2010	89	84	94%	5	15
PSH	IHS Institute for Human Services	IHS - SPC Home Sweet Home II	18	14	78%	4	0
PSH	IHS Institute for Human Services	IHS - SPC No Place Like Home	15	19	127%	0	3
PSH	Kalihi-Palama Health Center	KPHC - New Beginnings S+C Program	181	169	93%	12	8
PSH	Mental Health Kokua	MHK - Safe Haven Permanent Supportive Housing	25	21	84%	4	2
PSH	Steadfast Housing Dev Corp	SHDC - Ekolu Group Homes Ahukini (Oahu)	5	4	80%	1	1

Census Report - October 31, 2018
Oahu - HIC Facilities

Proj. Type	Organization Name	Project Name	HIC Beds	Census on 10/31/18	% HIC Beds	Technical Openings	Veterans
PSH	Steadfast Housing Dev Corp	SHDC - Ekolu Group Homes Kaukama (Oahu)	5	2	40%	3	0
PSH	Steadfast Housing Dev Corp	SHDC - Ekolu Group Homes Komo Mai (Oahu)	5	2	40%	3	0
PSH	Steadfast Housing Dev Corp	SHDC - Kalaeloa (Headway House) CoC Funded (Oahu)	40	33	83%	7	2
PSH	Steadfast Housing Dev Corp	SHDC - Oahu Shelter Plus Care Program	150	147	98%	3	5
PSH	U.S. Veterans Initiative	USVETS - BP HPO Housing First PSH	116	97	84%	19	20
PSH	U.S. Veterans Initiative	USVETS - BP Leeward PSH	30	27	90%	3	2
PSH	U.S. Veterans Initiative	USVETS - BP Permanent Supportive Housing CoC	13	11	85%	2	11
PSH	U.S. Veterans Initiative	USVETS - BP PH2 CHAMPS VET FAMILIES	32	29	91%	3	16
PSH	U.S. Veterans Initiative	USVETS - WCC Housing First Increment II (City)	122	109	89%	13	8
Subtotal Permanent Housing			1314	1102	84%	224	111
RRH	ALEA Bridge	ALEA - ESG Rapid Rehousing	NA	10	NA	NA	0
RRH	Alternative Structures Int't	ASI - ESG Rapid Re-Housing	NA	26	NA	NA	0
RRH	Alternative Structures Int't	ASI - HPO RRH Rapid Re-Housing	NA	139	NA	NA	1
RRH	Catholic Charities Hawaii	CCH - HPP Rapid Re-housing	NA	598	NA	NA	10
RRH	Catholic Charities Hawaii	CCH - SHEG Oahu Rapid Re-Housing	NA	9	NA	NA	1
RRH	Catholic Charities Hawaii	CCH - SSVF Priority 1 Rapid Rehousing	NA	33	NA	NA	26
RRH	Family Promise Hawaii	FPH - ESG Rapid Rehousing	NA	34	NA	NA	0
RRH	Gregory House Programs	GHP - ESG Rapid Re-Housing	NA	8	NA	NA	0
RRH	Honolulu Community Action Prog	HCAP - HPO RRH Rapid Re-Housing	NA	52	NA	NA	3
RRH	IHS Institute for Human Services	IHS - ESG Rapid Re-housing	NA	112	NA	NA	1
RRH	IHS Institute for Human Services	IHS - HOMES Clean & Sober	NA	24	NA	NA	1
RRH	IHS Institute for Human Services	IHS - HPO RRH Rapid Re-Housing	NA	29	NA	NA	1
RRH	IHS Institute for Human Services	IHS - HPP Rapid Re-housing	NA	74	NA	NA	0
RRH	IHS Institute for Human Services	IHS - New Youth Rapid Re-Housing 2016 (NYRRH 2016)	NA	25	NA	NA	0
RRH	Kalihi-Palama Health Center	KPHC - ESG Rapid Re-housing	NA	49	NA	NA	3
RRH	The Salvation Army	SARMY - FSO HPO RRH Rapid Re-Housing	NA	109	NA	NA	0
RRH	U.S. Veterans Initiative	USVETS - SSVF Priority 1 Rapid Re-housing	NA	126	NA	NA	102
RRH	U.S. Veterans Initiative	USVETS - WCC ESG Rapid Re-Housing 2017	NA	10	NA	NA	1
RRH	U.S. Veterans Initiative	USVETS - WCC ESG Rapid Re-Housing 2018	NA	45	NA	NA	2
RRH	U.S. Veterans Initiative	USVETS - WCC HPO RRH Rapid Re-Housing	NA	60	NA	NA	1
Subtotal Rapid ReHousing				1572	NA	NA	153
Total Emergency+Transitional			2,193	1,794	82%	435	158
Total Permanent			1,314	1,102	84%	224	111

Census Report - October 31, 2018
Neighbor Islands - HIC Facilities

Project Type	Organization Name	Project Name	HIC Beds	Census on 10/31/18	%HIC Beds	Technical Openings	Veterans
ES	Child and Family Service	CFS - Hale Ohana	32	SP	NR	NR	NR
ES	Child and Family Service	CFS - West Hawaii Domestic Abuse Shelter	15	SP	NR	NR	NR
ES	Family Life Center	FLC - Ho'olanani	18	13	72%	5	0
ES	HOPE Services Hawaii	HOPE - East Hawaii Emergency Mens Program ES	16	12	75%	4	1
ES	HOPE Services Hawaii	HOPE - Kiheipua	44	38	86%	6	1
ES	HOPE Services Hawaii	HOPE - West Hawaii Emergency Housing Program	31	21	68%	10	2
ES	Kauai Economic Opportunity	KEO - Mana'olana Emergency	38	51	134%	0	7
ES	KHAKO, INC	KHAKO - Central Emergency Shelter	177	146	82%	31	2
ES	KHAKO, INC	KHAKO - Westside ES	119	134	113%	0	2
ES	USVETS	USVETS - BP Hilo HOPTEL Program	5	3	60%	2	3
ES	USVETS	USVETS - BP Kauai HOPTEL Program	5	5	100%	0	5
ES	Women Helping Women	WHW - Hale Lokomaikai	10	SP	NR	NR	NR
ES	YWCA of Kauai	YWCA - Family Violence Shelter	18	SP	NR	NR	NR
	Subtotal Emergency Shelters		453	423	93%	58	23
TH	Child and Family Service	CFS - Hale Kahua Pa'a	16	NR	NR	NR	NR
TH	Hawaii Affordable Properties, Inc.	HAP - Na Kahua Hale O Ulu Wini	55	48	87%	7	0
TH	Hawaii Island Home for Recovery, Inc.	HIHR - Transitional Housing	19	15	79%	4	2
TH	HOPE Services Hawaii	HOPE - Kuleana House	6	10	167%	0	0
TH	HOPE Services Hawaii	HOPE - Wilder House	8	2	25%	6	0
TH	Kauai Economic Opportunity	KEO - Kome Transitional Housing Program	7	7	100%	0	0
TH	Kauai Economic Opportunity	KEO - Komohana Group Home TH	6	3	50%	3	1
TH	Kauai Economic Opportunity	KEO - Lawehana Transitional Housing Program	9	8	89%	1	0
TH	Kauai Economic Opportunity	KEO - Mana'olana Transitional Housing	32	6	19%	26	0
TH	KHAKO, INC	KHAKO - Central Transitional Housing	24	51	213%	0	0
TH	KHAKO, INC	KHAKO - Westside TH	51	26	51%	25	0
TH	Salvation Army Big Island	SARMY - Big Island RHY TLP	2	1	50%	1	0
TH	Women In Need	WIN - Bridge To Success Kauai TH	22	24	109%	0	0
	Subtotal Transitional Housing		241	201	83%	73	3
PSH	Catholic Charities Hawaii	CCH - HPO NI Housing First (Kauai)	14	8	57%	6	0
PSH	Family Life Center	FLC - HPO NI Housing First	24	31	129%	0	2
PSH	Family Life Center	FLC - S+C 1	2	3	150%	0	0
PSH	Family Life Center	FLC - S+C 2	30	24	80%	6	2
PSH	Family Life Center	FLC - S+C 3	15	15	100%	0	1
PSH	Family Life Center	FLC - S+C 6 (Eha split)	33	24	73%	9	3
PSH	Hawaii Island Home for Recovery, Inc.	HIHR - PSH 1	16	10	63%	6	0
PSH	Hawaii Island Home for Recovery, Inc.	HIHR - PSH 2	5	3	60%	2	1
PSH	Hawaii Island Home for Recovery, Inc.	HIHR - PSH 3	3	4	133%	0	0
PSH	Hawaii Island Home for Recovery, Inc.	HIHR - PSH 4	5	2	40%	3	0
PSH	HOPE Services Hawaii	HOPE - HPO NI Housing First	125	72	58%	53	12
PSH	HOPE Services Hawaii	HOPE - Kukui Shelter Plus Care	111	24	22%	87	2
PSH	Kauai Economic Opportunity	KEO - Pa'a Hana PSH	4	4	100%	0	1
PSH	Maui AIDS Foundation	MAF - HOPWA PSH	29	NR	NR	NR	NR
PSH	Steadfast Housing Dev Corp	SHDC - Eha Shelter Plus Care	28	26	93%	2	2
PSH	Steadfast Housing Dev Corp	SHDC - Eono Shelter Plus Care	6	3	50%	3	0
PSH	Steadfast Housing Dev Corp	SHDC - Kaahele CoC Funded (Kauai)	5	4	80%	1	0
PSH	Steadfast Housing Dev Corp	SHDC - Kaulana CoC Funded (Maui)	5	3	60%	2	0
PSH	Steadfast Housing Dev Corp	SHDC - Kulalani CoC Funded (Maui)	6	6	100%	0	0
PSH	Subtotal Permanent Supportive Housing		460	266	58%	180	26
RRH	Catholic Charities Hawaii	CCH - HPO RRH Rapid Re-Housing (Kauai)	NA	38	NA	NA	0
RRH	Catholic Charities Hawaii	CCH - SHEG NI Rapid Rehousing	NA	21	NA	NA	0
RRH	Family Life Center	FLC - ESG Kauai Rapid Re-housing	NA	17	NA	NA	0
RRH	Family Life Center	FLC - ESG Maui Rapid Re-housing	NA	16	NA	NA	1
RRH	Family Life Center	FLC - HPO RRH Rapid Re-Housing	NA	44	NA	NA	1
RRH	Family Life Center	FLC - HPP Kauai Rapid Re-housing	NA	40	NA	NA	0
RRH	Family Life Center	FLC - HPP Maui Rapid Re-housing	NA	70	NA	NA	0
RRH	Family Life Center	FLC - Rental Assistance Program (RAP)	NA	4	NA	NA	0
RRH	HOPE Services Hawaii	HOPE - ESG Rapid Re-housing	NA	4	NA	NA	0
RRH	HOPE Services Hawaii	HOPE - HPO RRH Rapid Re-Housing	NA	39	NA	NA	1
RRH	HOPE Services Hawaii	HOPE - HPP Rapid Re-housing	NA	303	NA	NA	2
RRH	HOPE Services Hawaii	HOPE - New Start	NA	10	NA	NA	1
RRH	U.S. Veterans Initiative	USVETS - SSVF Priority 1 Rapid Re-housing	NA	14	NA	NA	11
	Subtotal Rapid ReHousing		NA	620	NA	NA	17
	Total Emergency+Transitional		694	624	90%	131	26
	Total Permanent		460	266	58%	180	26
	TOTAL		1,154	890	77%	311	52

Homeless Programs Office (HPO) Unit Utilization Analysis

Occupancy as of 10/31/2018

Program Name	Program Type	HMIS Households Served	Total Number of Living Units Per Facilities Description	Utilization Rate
HOPE - Kiheipua	ES	14	15	93%
KHAKO - Central ES	ES	77	70	110%
KHAKO - Westside ES	ES	66	48	138%
KWO - Onelau`ena Emergency Shelter	ES	55	71	77%
USVETS - WCC Emergency Shelter	ES	90	102	88%
WH - Next Step Emergency Shelter	ES	126	123	102%
ASI - Ohana Ola O Kahumana	TH	46	48	96%
ASI - Ulu Ke Kukui (Villages of Maili)	TH	0	24	0%
CCH - Ma`ili Land Transitional Housing	TH	13	15	87%
GHP - Community Residential Program TH	TH	17	14	121%
HCAP - Kumuhonua	TH	62	58	107%
HIHR - Transitional Housing	TH	16	16	100%
HKIPA - Apana Women's Shelter TLP	TH	2	4	50%
HKIPA - Maka`aloha Men's TLP	TH	3	4	75%
HNO - Weinberg Village Waimanalo	TH	28	30	93%
HSI - Kulaokahua Apts (TH for the Elderly)	TH	27	29	93%
HSI - Na Kolea Rooming House (TH for Working Singles)	TH	64	64	100%
KEO - Komohana Group Home TH	TH	2	5	40%
KEO - Lihue Court Transitional Housing	TH	1	8	13%
KEO - Mana'olana Transitional Housing	TH	4	8	50%
KWO - Onemalu Transitional Housing	TH	33	40	83%
SHDC - Hale Ulu Pono TH	TH	3	5	60%
USVETS - BP GPD Projects	TH	87	98	89%
WIN - Bridge To Success Halawa TH (formerly Waianae)	TH	18	5	360%
WIN - Bridge To Success Kauai TH	TH	21	9	233%
WIN - Family House Aiea TH	TH	15	8	188%
Totals		890	921	97%

Outreach Program Count

Active as of October 31, 2018

Programs	CoC	Active Count	# Veterans
FLC - Maui Regions 1, 2, 3, 6 - Street Outreach (HPO)	BOS	97	4
FLC - Maui Regions 4, 5 - Street Outreach (HPO)	BOS	39	5
HOPE - Hawaii Regions 1, 8, 9, 10 - Street Outreach (HPO)	BOS	36	3
HOPE - Hawaii Regions 2, 3, 4, 5, 6, 7 - Street Outreach (HPO)	BOS	63	0
HOPE - PATH Street Outreach Program	BOS	17	0
KEO - Kauai All Regions - Street Outreach (HPO)	BOS	266	4
LASH - SSVF Legal Services Program	BOS	1	0
MHK - PATH Street Outreach Program	BOS	9	0
SARMY - Maui Homeless Outreach Program	BOS	14	4
ALEA - Street Outreach Program	Oahu	19	1
CARE - Care Hawaii AMHD Street Outreach Program	Oahu	1	0
HNP - Hale Na`au Pono AMHD Street Outreach Program	Oahu	1	0
IHS - AMHD Street Outreach Program	Oahu	1	0
IHS - Oahu Region 1 - Street Outreach (HPO)	Oahu	78	8
IHS - Oahu Region 2 - Street Outreach (HPO)	Oahu	141	8
IHS - Oahu Region 4 - Street Outreach (HPO)	Oahu	91	9
KPHC - Oahu Region 1 - Street Outreach (HPO)	Oahu	146	7
KPHC - Oahu Region 2 - Street Outreach (HPO)	Oahu	7	0
KPHC - Oahu Region 6 - Street Outreach (HPO)	Oahu	15	1
KPHC - PATH Street Outreach Program	Oahu	35	6
KWO - Oahu Region 7 - Street Outreach (HPO)	Oahu	89	1
MHK - Oahu Activity Center Homeless Outreach Program	Oahu	15	0
NALO - Waimanalo Health Center Street Outreach	Oahu	57	1
USVETS - BP Oahu Region 3 - Street Outreach (HPO)	Oahu	17	0
USVETS - BP Oahu Region 5 - Street Outreach (HPO)	Oahu	58	4
WCCHC - Homeless Outreach Program	Oahu	162	6
TOTAL BY CONTINUUM	Oahu	933	52
TOTAL BY CONTINUUM	BOS	528	16
TOTAL STATEWIDE		1,461	68

Outreach Program Summary	Oahu	BOS	State
November 30, 2017	1,365	535	1,900
December 31, 2017	1,176	536	1,712
January 31, 2018	1,086	522	1,608
February 28, 2018	1,151	581	1,732
March 31, 2018	1,266	574	1,840
April 30, 2018	1,346	606	1,952
May 31, 2018	1,337	621	1,958
June 30, 2018	1,393	635	2,028
July 31, 2018	1,424	656	2,080
August 31, 2018	1,094	684	1,778
September 30, 2018	1,066	602	1,668
October 31, 2018	933	528	1,461

Consent to Share Data - VI SPDAT Assessments October 2018

HMIS ORGANIZATION - HI 500	No	Yes	Grand Total	% Consent
Catholic Charities Hawaii	0	3	3	100%
Family Life Center	0	26	26	100%
HOPE Services Hawaii, Inc.	2	39	41	95%
Ka Hale A Ke Ola, Inc	3	33	36	92%
Kauai Economic Opportunity	3	9	12	75%
Neighborhood Place of Kona/Friends of the Future	0	1	1	100%
Neighborhood Place of Puna	0	1	1	100%
	8	112	120	93%

Consent to Share Data - VI SPDAT Assessments October 2018

HMIS ORGANIZATION - HI 501	No	Yes	Grand Total	% Consent
ALEA Bridge	0	9	9	100%
Alternative Structures International	2	0	2	0%
CARE Hawaii	0	4	4	100%
Catholic Charities Hawaii	0	2	2	100%
Department of Veterans Affairs	0	16	16	100%
Family Promise of Hawaii	0	3	3	100%
Hale Kipa	0	2	2	100%
Holomua Na Ohana	1	0	1	0%
HOPE Inc.	0	1	1	100%
Institute for Human Services	7	74	81	91%
Kalihi Palama Health Center	0	8	8	100%
Kealahou West Oahu	0	9	9	100%
Koolauloa Health Center	0	1	1	100%
Mental Health Kokua	0	9	9	100%
North Shore Mental Health	0	2	2	100%
Queens's Medical Center	0	5	5	100%
Residential Youth Services & Empowerment	0	5	5	100%
Salvation Army FSO	0	2	2	100%
Shelter of Wisdom	0	4	4	100%
USVETS	5	20	25	80%
Waianae Coast Comprehensive Health Center	1	8	9	89%
Waikiki Health	1	16	17	94%
Waimanalo Health Center	0	1	1	100%
Women In Need	1	6	7	86%
	18	207	225	92%

Summary	Jan-18	Feb-18	Mar-18	Apr-18	May-18	Jun-18	Jul-18	Aug-18	Sep-18	Oct-18
% Consent - HI 500	90%	86%	100%	95%	97%	96%	94%	97%	96%	93%
% Consent - HI 501	83%	89%	95%	88%	93%	93%	91%	90%	90%	92%
State Summary	83%	88%	96%	90%	94%	94%	91%	92%	93%	92%

State Summary - October 2018	No	Yes	Grand Total	% Consent
	26	319	345	92%

Consent to Share Data - Statewide BNL Reports as of 10/31/18

Statewide Consent Summary by CES Program

CES Program	No	Yes	TOTAL	% Shared
Oahu Family	83	379	462	82%
Oahu Singles	25	1277	1302	98%
Hawaii Family	1	31	32	97%
Hawaii Singles	1	120	121	99%
Kauai Family	6	22	28	79%
Kauai Singles	0	76	76	100%
Maui Family	3	51	54	94%
Maui Singles	1	120	121	99%
TOTAL	120	2076	2196	95%

Oahu	94%
Hawaii	99%
Kauai	94%
Maui	98%

Oahu Consent Summary by Priority Group

Family CES				
	No	Yes	TOTAL	% Shared
PSH P1	3	18	21	86%
PSH P2	5	19	24	79%
PSH P3	10	41	51	80%
PSH P4	18	66	84	79%
PSH P5	3	51	54	94%
RRH P1	4	24	28	86%
RRH P2	9	53	62	85%
RRH P3	24	89	113	79%
TH P3	2	7	9	78%
TH P4	0	2	2	100%
TH P5	0	0	0	N/A
TH P6	5	9	14	64%
TOTAL	83	379	462	82%

Singles CES				
	No	Yes	TOTAL	% Shared
PSH P1	3	208	211	99%
PSH P2	4	191	195	98%
PSH P3	7	133	140	95%
PSH P4	3	184	187	98%
PSH P5	1	61	62	98%
RRH P1	3	169	172	98%
RRH P2	2	123	125	98%
RRH P3	1	129	130	99%
TH P3	1	44	45	98%
TH P4	0	15	15	100%
TH P5	0	20	20	100%
TH P6	0	0	0	N/A
TOTAL	25	1277	1302	98%

Hawaii Consent Summary by Priority Group

Family CES				
	No	Yes	TOTAL	% Shared
PSH	0	0	0	N/A
RRH	1	12	13	92%
TH	0	19	19	100%
TOTAL	1	31	32	97%

Singles CES				
	No	Yes	TOTAL	% Shared
PSH	0	10	10	100%
RRH	0	59	59	100%
TH	1	46	47	98%
TOTAL	1	120	121	99%

Kauai Consent Summary by Priority Group

Family CES				
	No	Yes	TOTAL	% Shared
PSH	0	1	1	100%
RRH	2	2	4	50%
TH	4	19	23	83%
TOTAL	6	22	28	79%

Singles CES				
	No	Yes	TOTAL	% Shared
PSH	0	2	2	100%
RRH	0	27	27	100%
TH	0	47	47	100%
TOTAL	0	76	76	100%

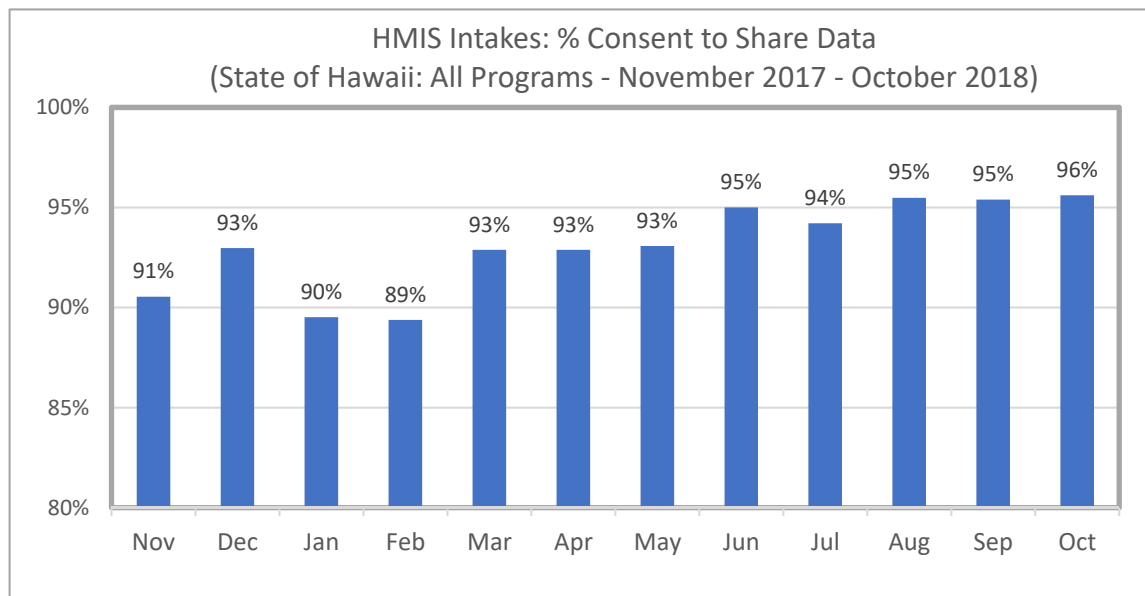
Maui Consent Summary by Priority Group

Family CES				
	No	Yes	TOTAL	% Shared
PSH	0	1	1	100%
RRH	0	13	13	100%
TH	3	37	40	93%
TOTAL	3	51	54	94%

Singles CES				
	No	Yes	TOTAL	% Shared
PSH	0	17	17	100%
RRH	1	38	39	97%
TH	0	65	65	100%
TOTAL	1	120	121	99%

**Consent to Share Data by Program Type
Adult Intakes During October 2018**

Program Types	No	Yes	Grand Total	% Consent
Emergency Shelter (ES)	7	307	314	98%
Homeless Outreach	20	191	211	91%
Homeless Prevention	6	150	156	96%
Permanent Supportive Housing (PSH)	1	38	39	97%
Rapid Re-Housing (RRH)	3	142	145	98%
Services Only program	5	29	34	85%
Transitional Housing (TH)	1	78	79	99%
Grand Total	43	935	978	96%



**Consent to Share Data by Organization and Program
Adult Intakes During October 2018**

Organization/Program	No	Yes	Grand Total	% Consent
ALEA Bridge		11	11	100%
ALEA - Street Outreach Program		11	11	100%
Alternative Structures International	1	15	16	94%
ASI - HPO RRH Rapid Re-Housing		5	5	100%
ASI - ESG Rapid Re-Housing		2	2	100%
ASI - Ohana Ola O Kahumana	1	8	9	89%
Catholic Charities Hawaii	5	78	83	94%
CCH - HPP Homeless Prevention	4	18	22	82%
CCH - HPP Rapid Re-housing		10	10	100%
CCH - Kakaako Family Assessment Center		1	1	100%
CCH - SHEG NI Homelessness Prevention		10	10	100%
CCH - SHEG NI Rapid Rehousing		7	7	100%
CCH - SHEG Oahu Homelessness Prevention		18	18	100%
CCH - SSVF Priority 1 Rapid Rehousing		2	2	100%

**Consent to Share Data by Organization and Program
Adult Intakes During October 2018**

Organization/Program	No	Yes	Grand Total	% Consent
CCH - City HF Increment III	1	9	10	90%
CCH - Ma'ili Land Transitional Housing		1	1	100%
CCH - HPO NI Housing First (Kauai)		1	1	100%
CCH - SSVF Priority 1 Homeless Prevention		1	1	100%
Family Life Center	2	97	99	98%
FLC - ESG Maui Rapid Re-housing		3	3	100%
FLC - Ho'olanani		5	5	100%
FLC - HPO RRH Rapid Re-Housing		6	6	100%
FLC - HPP Maui Rapid Re-housing		8	8	100%
FLC - Maui Regions 1, 2, 3, 6 - Street Outreach (HPO)	1	28	29	97%
FLC - Maui Regions 4, 5 - Street Outreach (HPO)		9	9	100%
FLC - HPO NI Housing First		4	4	100%
FLC - HPP Maui Homelessness Prevention		28	28	100%
FLC - ESG Kauai Rapid Re-housing		2	2	100%
FLC - S+C 1		1	1	100%
FLC - HPP Kauai Rapid Re-housing		3	3	100%
FLC - ESG Maui Homelessness Prevention	1		1	0%
Family Promise of Hawaii		7	7	100%
FPH - ESG Rapid Rehousing		2	2	100%
FPH - Windward Family Center		3	3	100%
FPH - Honolulu Family Center		2	2	100%
Gregory House Programs	1	5	6	83%
GHP - Community Residential Program TH		4	4	100%
GHP - HOPWA Gregory House (Competitive TH)		1	1	100%
GHP - ESG Homeless Prevention	1		1	0%
Hale Kipa		1	1	100%
HKIPA - Apana Women's Shelter TLP		1	1	100%
Hawaii Affordable Properties, Inc.		2	2	100%
HAP - Na Kahua Hale O Ulu Wini		2	2	100%
Holomua Na Ohana		1	1	100%
HNO - Weinberg Village Waimanalo		1	1	100%
Honolulu Community Action Program		8	8	100%
HCAP - HPO RRH Homeless Prevention		2	2	100%
HCAP - Kumuhonua		1	1	100%
HCAP - HPO RRH Rapid Re-Housing		5	5	100%
HOPE Services Hawaii, Inc.	3	80	83	96%
HOPE - East Hawaii Emergency Mens Program ES		6	6	100%
HOPE - Hawaii Regions 2, 3, 4, 5, 6, 7 - Street Outreach (HPO)		23	23	100%
HOPE - HPO NI Housing First		2	2	100%
HOPE - HPP Rapid Re-housing		18	18	100%
HOPE - Kiheipua		2	2	100%
HOPE - Kukui S+C Program		2	2	100%
HOPE - West Hawaii Emergency Housing Program		8	8	100%
HOPE - PATH Street Outreach Program		3	3	100%
HOPE - Hawaii Regions 1, 8, 9, 10 - Street Outreach (HPO)		4	4	100%

Consent to Share Data by Organization and Program
Adult Intakes During October 2018

Organization/Program	No	Yes	Grand Total	% Consent
HOPE - HPO RRH Homeless Prevention		5	5	100%
HOPE - ESG Homelessness Prevention		5	5	100%
HOPE - HPP Homelessness Prevention		1	1	100%
HOPE - HPO RRH Rapid Re-Housing	3	1	4	25%
Housing Solutions, Inc.		6	6	100%
HSI - Na Kolea Rooming House (TH for Working Singles)		6	6	100%
Institute for Human Services	5	218	223	98%
IHS - Behavioral Health ES		6	6	100%
IHS - ESG Rapid Re-housing		9	9	100%
IHS - Hale Mauliola Program (Sand Island ES)		30	30	100%
IHS - HPO RRH Rapid Re-Housing		7	7	100%
IHS - Kaa`ahi Families ES	2	10	12	83%
IHS - Kaa`ahi Women's ES	1	25	26	96%
IHS - Oahu Region 1 - Street Outreach (HPO)	1	10	11	91%
IHS - Oahu Region 2 - Street Outreach (HPO)		10	10	100%
IHS - Oahu Region 4 - Street Outreach (HPO)		10	10	100%
IHS - Sumner Men's ES	1	53	54	98%
IHS - TBH Medical Respite (ES)		12	12	100%
IHS - New Youth Rapid Re-Housing 2016 (NYRRH 2016)		2	2	100%
IHS - HPP Rapid Re-housing		7	7	100%
IHS - HPO RRH Homeless Prevention		7	7	100%
IHS - HPP Homelessness Prevention		16	16	100%
IHS - SPC Home At Last 2010		4	4	100%
Ka Hale A Ke Ola, Inc	2	65	67	97%
KHAKO - Central Emergency Shelter		27	27	100%
KHAKO - Central Transitional Housing		12	12	100%
KHAKO - Westside ES	2	18	20	90%
KHAKO - Westside TH		8	8	100%
Kalihi Palama Health Center		19	19	100%
KPHC - Oahu Region 1 - Street Outreach (HPO)		7	7	100%
KPHC - PATH Street Outreach Program		6	6	100%
KPHC - ESG Homelessness Prevention		4	4	100%
KPHC - ESG Rapid Re-housing		2	2	100%
Kauai Economic Opportunity		24	24	100%
KEO - Kauai All Regions - Street Outreach (HPO)		11	11	100%
KEO - Mana'olana Emergency		13	13	100%
Kealahou West Oahu		9	9	100%
KWO - Onelau`ena Emergency Shelter		1	1	100%
KWO - Oahu Region 7 - Street Outreach (HPO)		2	2	100%
KWO - Onemalu Transitional Housing		6	6	100%
Legal Aid Society of Hawaii	5	29	34	85%
LASH - HPO Legal Services Program	5	29	34	85%
Mental Health Kokua	1	6	7	86%
MHK - PATH Street Outreach Program	1	2	3	67%
MHK - Safe Haven Permanent Supportive Housing		1	1	100%

**Consent to Share Data by Organization and Program
Adult Intakes During October 2018**

Organization/Program	No	Yes	Grand Total	% Consent
MHK - Oahu Activity Center Homeless Outreach Program		3	3	100%
Salvation Army FSO		19	19	100%
SARMY - FSO HPO RRH Rapid Re-Housing		4	4	100%
SARMY - FSO HPO RRH Homeless Prevention		15	15	100%
Shelter of Wisdom		5	5	100%
SOW - Streams of Joy 2		3	3	100%
SOW - Great Joy 2		1	1	100%
SOW - Great Joy 1		1	1	100%
Steadfast Housing Development Corporation		11	11	100%
SHDC - Oahu Shelter Plus Care Program		9	9	100%
SHDC - Kalaeloa (Headway House) CoC Funded (Oahu)		1	1	100%
SHDC - Kaahele CoC Funded (Kauai)		1	1	100%
USVETS	1	137	138	99%
USVETS - BP Ewa HOPTel		3	3	100%
USVETS - BP GPD Bridge Housing		1	1	100%
USVETS - BP GPD Clinical Treatment		9	9	100%
USVETS - BP GPD Low Demand		8	8	100%
USVETS - BP Oahu Region 3 - Street Outreach (HPO)		9	9	100%
USVETS - BP Pearl City HOPTel		1	1	100%
USVETS - SSVF Priority 1 Homeless Prevention		10	10	100%
USVETS - SSVF Priority 1 Rapid Re-housing		25	25	100%
USVETS - WCC Emergency Shelter	1	27	28	96%
USVETS - WCC HPO RRH Homeless Prevention		10	10	100%
USVETS - BP HPO Housing First PSH		1	1	100%
USVETS - WCC HOPTel		1	1	100%
USVETS - WCC ESG Rapid Re-Housing 2018		4	4	100%
USVETS - BP Oahu Region 5 - Street Outreach (HPO)		13	13	100%
USVETS - BP Kauai HOPTel Program		2	2	100%
USVETS - BP Hilo HOPTel Program		2	2	100%
USVETS - BP PH2 CHAMPS VET FAMILIES		1	1	100%
USVETS - WCC HPO RRH Rapid Re-Housing		8	8	100%
USVETS - BP Respite Beds Barbers Point		1	1	100%
USVETS - BP Leeward PSH		1	1	100%
Waianae Coast Comprehensive Health Center	17	29	46	63%
WCCHC - Homeless Outreach Program	17	29	46	63%
Waikiki Health		43	43	100%
WH - Next Step Emergency Shelter		43	43	100%
Waimanalo Health Center		1	1	100%
NALO - Waimanalo Health Center Street Outreach		1	1	100%
Women In Need		9	9	100%
WIN - Family House Aiea TH		1	1	100%
WIN - Bridge To Success Halawa TH (formerly Waianae)		6	6	100%
WIN - Bridge To Success Kauai TH		2	2	100%
Grand Total	43	935	978	96%

**Consent to Share Data by Program Type
Active Adults During October 2018**

Program Types	No	Yes	Grand Total	% Consent
Emergency Shelter (ES)	43	1,258	1,301	97%
Homeless Outreach	178	1,254	1,432	88%
Homeless Prevention	66	891	957	93%
Permanent Supportive Housing (PSH)	448	792	1,240	64%
Rapid Re-Housing (RRH)	69	1,176	1,245	94%
Services Only program	10	252	262	96%
Transitional Housing (TH)	41	645	686	94%
Grand Total	855	6,268	7,123	88%

**Consent to Share Data by Organization and Program
Active Adults During October 2018**

Organization/Program	No	Yes	Grand Total	% Consent
ALEA Bridge	1	28	29	97%
ALEA - Street Outreach Program		22	22	100%
ALEA - ESG Rapid Rehousing	1	6	7	86%
Alternative Structures International	24	203	227	89%
ASI - HPO RRH Homeless Prevention	1	27	28	96%
ASI - HPO RRH Rapid Re-Housing	4	59	63	94%
ASI - Leeward CoC PSH		29	29	100%
ASI - Ohana Ola O Kahumana	19	68	87	78%
ASI - Ulu Ke Kukui (Villages of Maili)		11	11	100%
ASI - ESG Rapid Re-Housing		9	9	100%
Catholic Charities Hawaii	55	641	696	92%
CCH - HPO NI Housing First (Kauai)		6	6	100%
CCH - HPO RRH Homeless Prevention (Kauai)		4	4	100%
CCH - HPO RRH Rapid Re-Housing (Kauai)	1	19	20	95%
CCH - HPP Homeless Prevention	13	150	163	92%
CCH - HPP Rapid Re-housing	33	219	252	87%
CCH - Kakaako Family Assessment Center	4	9	13	69%
CCH - Ma'ili Land Transitional Housing		17	17	100%
CCH - SHEG NI Homelessness Prevention	1	57	58	98%
CCH - SHEG NI Rapid Rehousing		20	20	100%
CCH - SHEG Oahu Homelessness Prevention		76	76	100%
CCH - SHEG Oahu Rapid Re-Housing		7	7	100%
CCH - SSVF Priority 1 Homeless Prevention		1	1	100%
CCH - SSVF Priority 1 Rapid Rehousing	2	32	34	94%
CCH - City HF Increment III	1	24	25	96%
Family Life Center	2	404	406	100%
FLC - ESG Kauai Rapid Re-housing		11	11	100%
FLC - ESG Maui Rapid Re-housing		12	12	100%
FLC - Ho'olanani		11	11	100%
FLC - HPO NI Housing First		31	31	100%
FLC - HPO RRH Rapid Re-Housing		23	23	100%
FLC - HPP Kauai Homelessness Prevention		13	13	100%
FLC - HPP Kauai Rapid Re-housing		18	18	100%
FLC - HPP Maui Homelessness Prevention		67	67	100%
FLC - HPP Maui Rapid Re-housing		26	26	100%

**Consent to Share Data by Organization and Program
Active Adults During October 2018**

Organization/Program	No	Yes	Grand Total	% Consent
FLC - Maui Regions 1, 2, 3, 6 - Street Outreach (HPO)	1	92	93	99%
FLC - Maui Regions 4, 5 - Street Outreach (HPO)		42	42	100%
FLC - Rental Assistance Program (RAP)		2	2	100%
FLC - S+C 1		3	3	100%
FLC - S+C 2		19	19	100%
FLC - S+C 3		10	10	100%
FLC - S+C 6 (Eha split)		19	19	100%
FLC - HPO RRH Homeless Prevention		5	5	100%
FLC - ESG Maui Homelessness Prevention	1		1	0%
Family Promise of Hawaii	1	40	41	98%
FPH - Honolulu Family Center		8	8	100%
FPH - Windward Family Center		8	8	100%
FPH - ESG Rapid Rehousing	1	24	25	96%
Gregory House Programs	51	60	111	54%
GHP - Community Residential Program TH	5	15	20	75%
GHP - ESG Homeless Prevention	1	12	13	92%
GHP - ESG Rapid Re-Housing		7	7	100%
GHP - HOPWA Formula - PSH TBRA	18	8	26	31%
GHP - HOPWA Gregory House (Competitive TH)	1	8	9	89%
GHP - HOPWA SPNS - Competitive PSH TBRA	26	10	36	28%
Hale Kipa		5	5	100%
HKIPA - Apana Women's Shelter TLP		2	2	100%
HKIPA - Maka'aloa Men's TLP		3	3	100%
Hale Na'au Pono (Wai'anae Coast Community MHC)		1	1	100%
HNP - Hale Na'au Pono AMHD Street Outreach Program		1	1	100%
Hawaii Affordable Properties, Inc.		17	17	100%
HAP - Na Kahua Hale O Ulu Wini		17	17	100%
Hawaii Island Home for Recovery	3	31	34	91%
HIHR - PSH 1	3	7	10	70%
HIHR - PSH 2		3	3	100%
HIHR - PSH 3		4	4	100%
HIHR - PSH 4		2	2	100%
HIHR - Transitional Housing		15	15	100%
Holomua Na Ohana	1	39	40	98%
HNO - Weinberg Village Waimanalo	1	39	40	98%
Honolulu Community Action Program	12	158	170	93%
HCAP - HPO RRH Homeless Prevention	10	51	61	84%
HCAP - HPO RRH Rapid Re-Housing		45	45	100%
HCAP - Kumuhonua	2	62	64	97%
Ho'omau Ke Ola		5	5	100%
HKO - Lahilahi		5	5	100%
HOPE Services Hawaii, Inc.	5	467	472	99%
HOPE - East Hawaii Emergency Mens Program ES		14	14	100%
HOPE - ESG Homelessness Prevention		6	6	100%
HOPE - ESG Rapid Re-housing		4	4	100%
HOPE - Hawaii Regions 1, 8, 9, 10 - Street Outreach (HPO)		33	33	100%
HOPE - Hawaii Regions 2, 3, 4, 5, 6, 7 - Street Outreach (HPO)		56	56	100%

**Consent to Share Data by Organization and Program
Active Adults During October 2018**

Organization/Program	No	Yes	Grand Total	% Consent
HOPE - HPO NI Housing First		61	61	100%
HOPE - HPO RRH Homeless Prevention		12	12	100%
HOPE - HPO RRH Rapid Re-Housing	3	26	29	90%
HOPE - HPP Homelessness Prevention		31	31	100%
HOPE - HPP Rapid Re-housing	2	123	125	98%
HOPE - Kiheipua		19	19	100%
HOPE - Kukui S+C Program		21	21	100%
HOPE - Kuleana House		4	4	100%
HOPE - New Start		7	7	100%
HOPE - PATH Street Outreach Program		17	17	100%
HOPE - West Hawaii Emergency Housing Program		31	31	100%
HOPE - Wilder House		2	2	100%
Housing Solutions, Inc.		94	94	100%
HSI - Kulaokahua Apts (TH for the Elderly)		29	29	100%
HSI - Na Kolea Rooming House (TH for Working Singles)		65	65	100%
Institute for Human Services	193	1293	1486	87%
IHS - AMHD Street Outreach Program		1	1	100%
IHS - Behavioral Health ES	1	20	21	95%
IHS - City FY15 Housing First PSH	20	105	125	84%
IHS - ESG Homelessness Prevention	15	65	80	81%
IHS - ESG Rapid Re-housing	8	64	72	89%
IHS - Hale Mauiola Program (Sand Island ES)		111	111	100%
IHS - HOMES Clean & Sober	2	22	24	92%
IHS - HPO RRH Homeless Prevention		11	11	100%
IHS - HPO RRH Rapid Re-Housing		19	19	100%
IHS - HPP Homelessness Prevention	15	118	133	89%
IHS - HPP Rapid Re-housing		34	34	100%
IHS - Kaa`ahi Families ES	6	41	47	87%
IHS - Kaa`ahi Women's ES	2	83	85	98%
IHS - New PSH 2013 (CoC Funded)	13	18	31	58%
IHS - New Youth Rapid Re-Housing 2016 (NYRRH 2016)	1	22	23	96%
IHS - Oahu Region 1 - Street Outreach (HPO)	6	74	80	93%
IHS - Oahu Region 2 - Street Outreach (HPO)	9	136	145	94%
IHS - Oahu Region 4 - Street Outreach (HPO)	10	81	91	89%
IHS - SPC Home At Last 2010	65	19	84	23%
IHS - SPC Home Sweet Home II	3	11	14	79%
IHS - SPC No Place Like Home	8	11	19	58%
IHS - Sumner Men's ES	8	202	210	96%
IHS - TBH Medical Respite (ES)	1	25	26	96%
Ka Hale A Ke Ola, Inc	3	241	244	99%
KHAKO - Central Emergency Shelter		113	113	100%
KHAKO - Central Transitional Housing		27	27	100%
KHAKO - Westside ES	3	83	86	97%
KHAKO - Westside TH		18	18	100%
Kalihi Palama Health Center	146	294	440	67%
KPHC - ESG Homelessness Prevention		47	47	100%
KPHC - ESG Rapid Re-housing	3	28	31	90%

**Consent to Share Data by Organization and Program
Active Adults During October 2018**

Organization/Program	No	Yes	Grand Total	% Consent
KPHC - New Beginnings S+C Program	112	46	158	29%
KPHC - Oahu Region 1 - Street Outreach (HPO)	27	105	132	80%
KPHC - Oahu Region 2 - Street Outreach (HPO)	4	3	7	43%
KPHC - Oahu Region 6 - Street Outreach (HPO)		16	16	100%
KPHC - PATH Street Outreach Program		48	48	100%
KPHC - PATH Services Only Program		1	1	100%
Kauai Economic Opportunity	8	290	298	97%
KEO - Kauai All Regions - Street Outreach (HPO)	3	213	216	99%
KEO - Kome Transitional Housing Program		2	2	100%
KEO - Komohana Group Home TH		3	3	100%
KEO - Mana'olana Emergency	1	59	60	98%
KEO - Mana'olana Transitional Housing	1	8	9	89%
KEO - Pa`a Hana PSH	3	1	4	25%
KEO - Lawehana Transitional Housing Program		4	4	100%
Kealahou West Oahu	20	181	201	90%
KWO - Oahu Region 7 - Street Outreach (HPO)	7	43	50	86%
KWO - Onelau`ena Emergency Shelter	8	83	91	91%
KWO - Onemalu Transitional Housing	5	55	60	92%
Legal Aid Society of Hawaii	10	253	263	96%
LASH - HPO Legal Services Program	10	251	261	96%
LASH - SSVF Legal Services Program		2	2	100%
Maui AIDS Foundation	20		20	0%
MAF - HOPWA Formula - PSH TBRA	18		18	0%
MAF - HOPWA Formula STRMU	2		2	0%
Maui Youth Family Services	2		2	0%
MYFS - BCP Homeless Prevention Program	2		2	0%
Mental Health Kokua	9	39	48	81%
MHK - Oahu Activity Center Homeless Outreach Program	1	16	17	94%
MHK - PATH Street Outreach Program	5	5	10	50%
MHK - Safe Haven Permanent Supportive Housing	3	18	21	86%
Salvation Army FSO	2	147	149	99%
SARMY - FSO HPO RRH Homeless Prevention		72	72	100%
SARMY - FSO HPO RRH Rapid Re-Housing	2	66	68	97%
SARMY - FSO Pathway of Hope Transitional Housing		9	9	100%
Salvation Army FTS	4	6	10	60%
SARMY - Ka Ohu Hou O Manoa FTS	4	6	10	60%
Salvation Army Maui	23	2	25	8%
SARMY - Maui Homeless Outreach Program	23	2	25	8%
Salvation Army RHY (Big Island)	1		1	0%
SARMY - Big Island RHY TLP	1		1	0%
Shelter of Wisdom	5	53	58	91%
SOW - Great Joy 1		4	4	100%
SOW - Great Joy 2	1	9	10	90%
SOW - Great Joy 3		7	7	100%
SOW - Great Joy 4	1	5	6	83%
SOW - Streams of Joy 1	1	5	6	83%

**Consent to Share Data by Organization and Program
Active Adults During October 2018**

Organization/Program	No	Yes	Grand Total	% Consent
SOW - Streams of Joy 2	1	12	13	92%
SOW - Hearts of Joy	1	11	12	92%
Steadfast Housing Development Corporation	117	125	242	52%
SHDC - Eha S+C	12	14	26	54%
SHDC - Eono S+C		3	3	100%
SHDC - Hale Ulu Pono TH		5	5	100%
SHDC - Kaahale CoC Funded (Kauai)	2	3	5	60%
SHDC - Kalaeloa (Headway House) CoC Funded (Oahu)	14	21	35	60%
SHDC - Kaulana CoC Funded (Maui)	2	1	3	33%
SHDC - Kulalani CoC Funded (Maui)	5	1	6	17%
SHDC - Oahu Shelter Plus Care Program	80	70	150	47%
SHDC - Ekolu Group Homes Ahukini (Oahu)		4	4	100%
SHDC - Ekolu Group Homes Kaukama (Oahu)		2	2	100%
SHDC - Ekolu Group Homes Komo Mai (Oahu)	2	1	3	33%
USVETS	52	808	860	94%
USVETS - BP Ewa HOPTel		5	5	100%
USVETS - BP GPD Bridge Housing		27	27	100%
USVETS - BP GPD Clinical Treatment		34	34	100%
USVETS - BP GPD Low Demand		35	35	100%
USVETS - BP Hilo HOPTel Program		6	6	100%
USVETS - BP HPO Housing First PSH	15	63	78	81%
USVETS - BP Kauai HOPTel Program		6	6	100%
USVETS - BP Leeward PSH		20	20	100%
USVETS - BP Oahu Region 3 - Street Outreach (HPO)		23	23	100%
USVETS - BP Oahu Region 5 - Street Outreach (HPO)		72	72	100%
USVETS - BP Pearl City HOPTel		3	3	100%
USVETS - BP Pearl City Seniors HOPTel		3	3	100%
USVETS - BP Permanent Supportive Housing CoC	5	6	11	55%
USVETS - BP PH2 CHAMPS VET FAMILIES	8	11	19	58%
USVETS - BP Respite Beds Barbers Point		6	6	100%
USVETS - SSVF Priority 1 Homeless Prevention	3	43	46	93%
USVETS - SSVF Priority 1 Rapid Re-housing	4	157	161	98%
USVETS - WCC Emergency Shelter	3	109	112	97%
USVETS - WCC ESG Rapid Re-Housing 2017		12	12	100%
USVETS - WCC HOPTel		5	5	100%
USVETS - WCC Housing First Increment II (City)	10	86	96	90%
USVETS - WCC HPO RRH Homeless Prevention	2	23	25	92%
USVETS - WCC HPO RRH Rapid Re-Housing	1	31	32	97%
USVETS - WCC ESG Rapid Re-Housing 2018	1	22	23	96%
Waianae Coast Comprehensive Health Center	80	117	197	59%
WCCHC - Homeless Outreach Program	80	117	197	59%
Waikiki Health	1	142	143	99%
WH - Next Step Emergency Shelter	1	142	143	99%
Waimanalo Health Center	1	34	35	97%
NALO - Waimanalo Health Center Street Outreach	1	34	35	97%
Women In Need	2	50	52	96%
WIN - Bridge To Success Halawa TH (formerly Waianae)		19	19	100%

**Length of Stay by Program Type - Statewide
Exits During October 2018**

Program Type	# Exits in October	Average Days to Exit
Emergency Shelter (ES)	418	103
Homeless Outreach	149	107
Homeless Prevention	352	166
Permanent Supportive Housing (PSH)	12	1222
Rapid Re-Housing (RRH)	151	245
Services Only program	9	92
Transitional Housing (TH)	206	347
Grand Total	1297	186

**Length of Stay by County and Program Type
Exits During October 2018**

County/Program Type	# Exits in October	Average Days to Exit
Hawaii	153	171
Emergency Shelter (ES)	30	92
Homeless Outreach	14	116
Homeless Prevention	63	105
Permanent Supportive Housing (PSH)	2	330
Rapid Re-Housing (RRH)	31	278
Transitional Housing (TH)	13	449
Kauai	46	213
Emergency Shelter (ES)	17	94
Homeless Outreach	10	157
Homeless Prevention	10	75
Permanent Supportive Housing (PSH)	1	5055
Rapid Re-Housing (RRH)	1	116
Transitional Housing (TH)	7	103
Maui	153	104
Emergency Shelter (ES)	99	119
Homeless Outreach	44	59
Homeless Prevention	4	71
Permanent Supportive Housing (PSH)	2	267
Rapid Re-Housing (RRH)	2	268
Transitional Housing (TH)	2	68
Oahu	945	200
Emergency Shelter (ES)	272	99
Homeless Outreach	81	125
Homeless Prevention	275	185
Permanent Supportive Housing (PSH)	7	1203
Rapid Re-Housing (RRH)	117	236
Services Only program	9	92
Transitional Housing (TH)	184	352
Grand Total	1297	186

**Length of Stay by Organization and Program
Exits During October 2018**

Organization/Program	# Exits in October	Average Days to Exit
ALEA Bridge	1	66
ALEA - Street Outreach Program	1	66
Alternative Structures International	101	315
ASI - Ohana Ola O Kahumana	23	232
ASI - Ulu Ke Kukui (Villages of Maili)	74	339
ASI - HPO RRH Rapid Re-Housing	4	351
CaseWorthy	1	0
HOPE - PATH Street Outreach Program	1	0
Catholic Charities Hawaii	199	165
CCH - HPP Rapid Re-housing	36	417
CCH - Kakaako Family Assessment Center	9	113
CCH - SHEG NI Homelessness Prevention	58	102
CCH - SHEG Oahu Homelessness Prevention	63	108
CCH - HPP Homeless Prevention	15	110
CCH - SHEG NI Rapid Rehousing	11	68
CCH - SSVF Priority 1 Rapid Rehousing	6	276
CCH - City HF Increment III	1	51
Family Life Center	69	71
FLC - Ho'olanani	7	75
FLC - HPP Maui Homelessness Prevention	4	71
FLC - Maui Regions 1, 2, 3, 6 - Street Outreach (HPO)	21	59
FLC - Maui Regions 4, 5 - Street Outreach (HPO)	23	59
FLC - HPO RRH Rapid Re-Housing	1	122
FLC - ESG Kauai Rapid Re-housing	1	116
FLC - HPP Kauai Homelessness Prevention	10	75
FLC - S+C 2	1	153
FLC - S+C 3	1	380
Family Promise of Hawaii	25	87
FPH - Windward Family Center	8	10
FPH - Honolulu Family Center	3	106
FPH - ESG Rapid Rehousing	14	127
Gregory House Programs	3	292
GHP - Community Residential Program TH	3	292
Hawaii Affordable Properties, Inc.	7	695
HAP - Na Kahua Hale O Ulu Wini	7	695
Honolulu Community Action Program	7	641
HCAP - Kumuhonua	7	641
HOPE Services Hawaii, Inc.	75	194
HOPE - East Hawaii Emergency Mens Program ES	3	115
HOPE - Hawaii Regions 1, 8, 9, 10 - Street Outreach (HPO)	3	203
HOPE - Hawaii Regions 2, 3, 4, 5, 6, 7 - Street Outreach (HPO)	10	102
HOPE - HPO NI Housing First	2	330
HOPE - HPO RRH Rapid Re-Housing	2	0
HOPE - HPP Rapid Re-housing	18	437
HOPE - Kiheipua	12	61
HOPE - West Hawaii Emergency Housing Program	14	113
HOPE - HPP Homelessness Prevention	4	178
HOPE - Wilder House	6	161
HOPE - HPO RRH Homeless Prevention	1	47
Housing Solutions, Inc.	4	563
HSI - Na Kolea Rooming House (TH for Working Singles)	3	662
HSI - Kulaokahua Apts (TH for the Elderly)	1	266
Institute for Human Services	303	181

**Length of Stay by Organization and Program
Exits During October 2018**

Organization/Program	# Exits in October	Average Days to Exit
IHS - Behavioral Health ES	10	43
IHS - Kaa`ahi Families ES	26	101
IHS - Kaa`ahi Women's ES	28	70
IHS - Sumner Men's ES	47	82
IHS - TBH Medical Respite (ES)	16	43
IHS - Hale Mauiola Program (Sand Island ES)	20	77
IHS - HPP Rapid Re-housing	6	297
IHS - Oahu Region 1 - Street Outreach (HPO)	5	55
IHS - HPO RRH Homeless Prevention	9	24
IHS - HPO RRH Rapid Re-Housing	1	190
IHS - ESG Rapid Re-housing	1	274
IHS - Oahu Region 2 - Street Outreach (HPO)	7	208
IHS - Oahu Region 4 - Street Outreach (HPO)	1	135
IHS - HPP Homelessness Prevention	126	314
Ka Hale A Ke Ola, Inc	94	122
KHAKO - Central Emergency Shelter	57	134
KHAKO - Central Transitional Housing	2	68
KHAKO - Westside ES	35	104
Kalihi Palama Health Center	18	120
KPHC - Oahu Region 1 - Street Outreach (HPO)	7	116
KPHC - PATH Street Outreach Program	6	106
KPHC - Oahu Region 6 - Street Outreach (HPO)	5	145
Kauai Economic Opportunity	31	122
KEO - Mana'olana Emergency	14	106
KEO - Kauai All Regions - Street Outreach (HPO)	10	157
KEO - Mana'olana Transitional Housing	7	103
Kealahou West Oahu	59	410
KWO - Onelau`ena Emergency Shelter	9	185
KWO - Oahu Region 7 - Street Outreach (HPO)	8	35
KWO - Onemalu Transitional Housing	42	529
Legal Aid Society of Hawaii	9	92
LASH - HPO Legal Services Program	9	92
Mental Health Kokua	2	60
MHK - Oahu Activity Center Homeless Outreach Program	2	60
Salvation Army FSO	1	6
SARMY - FSO HPO RRH Homeless Prevention	1	6
Shelter of Wisdom	6	136
SOW - Hearts of Joy	1	144
SOW - Streams of Joy 2	2	87
SOW - Great Joy 1	1	222
SOW - Great Joy 2	2	139
Steadfast Housing Development Corporation	9	1572
SHDC - Oahu Shelter Plus Care Program	3	1590
SHDC - Kaahale CoC Funded (Kauai)	1	5055
SHDC - Ekolu Group Homes Komo Mai (Oahu)	1	2789
SHDC - Hale Ulu Pono TH	2	364
SHDC - Kalaeloa (Headway House) CoC Funded (Oahu)	2	406
USVETS	189	102
USVETS - BP Ewa HOPTel	3	11
USVETS - BP GPD Bridge Housing	5	292
USVETS - BP GPD Clinical Treatment	14	100
USVETS - BP GPD Low Demand	9	88
USVETS - SSVF Priority 1 Homeless Prevention	17	50

**Length of Stay by Organization and Program
Exits During October 2018**

Organization/Program	# Exits in October	Average Days to Exit
USVETS - SSVF Priority 1 Rapid Re-housing	29	84
USVETS - WCC Emergency Shelter	34	175
USVETS - WCC HOPTTEL	1	176
USVETS - WCC HPO RRH Homeless Prevention	44	41
USVETS - BP Pearl City HOPTTEL	1	46
USVETS - BP Oahu Region 3 - Street Outreach (HPO)	1	90
USVETS - WCC HPO RRH Rapid Re-Housing	5	91
USVETS - BP Hilo HOPTTEL Program	1	99
USVETS - BP Pearl City Seniors HOPTTEL	2	129
USVETS - WCC ESG Rapid Re-Housing 2017	15	178
USVETS - BP Respite Beds Barbers Point	4	72
USVETS - BP Kauai HOPTTEL Program	3	34
USVETS - SSVF Priority 2 Rapid Re-housing	1	414
Waianae Coast Comprehensive Health Center	38	145
WCCHC - Homeless Outreach Program	38	145
Waikiki Health	45	114
WH - Next Step Emergency Shelter	45	114
Women In Need	1	117
WIN - Bridge To Success Halawa TH (formerly Waianae)	1	117
Grand Total	1297	186

Timeliness Report - October 2018 (Intakes)

Date Range: 10/1/2018 - 10/31/2018

Average Days Taken to Input Enrollments (clients enrolled during reporting period)		Clients Enrolled	Avg Days to Input
Program Name	Program Type		
Hawaii County VI SPDAT v2 Family	Coordinated Assessment	29	5.93
Hawaii County VI SPDAT v2 Individual	Coordinated Assessment	43	3.30
Hawaii County VI SPDAT v2 TAY	Coordinated Assessment	1	15.00
Kauai County VI SPDAT v2 Family	Coordinated Assessment	10	0.00
Kauai County VI SPDAT v2 Individual	Coordinated Assessment	10	0.50
Kauai County VI SPDAT v2 TAY	Coordinated Assessment	1	0.00
Maui County VI SPDAT v2 Family	Coordinated Assessment	60	4.53
Maui County VI SPDAT v2 Individual	Coordinated Assessment	61	1.44
Oahu County VI SPDAT v2 Family	Coordinated Assessment	209	1.58
Oahu County VI SPDAT v2 Individual	Coordinated Assessment	169	1.56
Oahu County VI SPDAT v2 TAY	Coordinated Assessment	7	0.00
CCH - Kakaako Family Assessment Center	Emergency Shelter (ES)	2	5.50
FLC - Ho'olanani	Emergency Shelter (ES)	16	1.56
FPH - Honolulu Family Center	Emergency Shelter (ES)	6	0.17
FPH - Windward Family Center	Emergency Shelter (ES)	8	0.75
HOPE - East Hawaii Emergency Mens Program ES	Emergency Shelter (ES)	6	0.00
HOPE - Kiheipua	Emergency Shelter (ES)	5	2.40
HOPE - West Hawaii Emergency Housing Program	Emergency Shelter (ES)	8	0.00
IHS - Behavioral Health ES	Emergency Shelter (ES)	6	0.50
IHS - Hale Mauiola Program (Sand Island ES)	Emergency Shelter (ES)	30	2.80
IHS - Kaa`ahi Families ES	Emergency Shelter (ES)	26	0.00
IHS - Kaa`ahi Women's ES	Emergency Shelter (ES)	27	0.00
IHS - Sumner Men's ES	Emergency Shelter (ES)	57	2.58
IHS - TBH Medical Respite (ES)	Emergency Shelter (ES)	15	2.87
KEO - Mana'olana Emergency	Emergency Shelter (ES)	14	0.07
KHAKO - Central Emergency Shelter	Emergency Shelter (ES)	44	1.59
KHAKO - Westside ES	Emergency Shelter (ES)	26	0.88
KWO - Onelau`ena Emergency Shelter	Emergency Shelter (ES)	1	7.00
SOW - Great Joy 1	Emergency Shelter (ES)	1	14.00
SOW - Great Joy 2	Emergency Shelter (ES)	1	8.00
SOW - Streams of Joy 2	Emergency Shelter (ES)	3	2.00
USVETS - BP Ewa HOPTEL	Emergency Shelter (ES)	3	0.67
USVETS - BP Hilo HOPTEL Program	Emergency Shelter (ES)	2	3.00
USVETS - BP Kauai HOPTEL Program	Emergency Shelter (ES)	2	1.00
USVETS - BP Pearl City HOPTEL	Emergency Shelter (ES)	1	0.00
USVETS - BP Respite Beds Barbers Point	Emergency Shelter (ES)	1	0.00
USVETS - WCC Emergency Shelter	Emergency Shelter (ES)	59	6.66
USVETS - WCC HOPTEL	Emergency Shelter (ES)	1	22.00
WH - Next Step Emergency Shelter	Emergency Shelter (ES)	43	1.58
CCH - HPP Homeless Prevention	Homelessness Prevention	66	0.48
CCH - SHEG NI Homelessness Prevention	Homelessness Prevention	13	0.31
CCH - SHEG Oahu Homelessness Prevention	Homelessness Prevention	32	0.47
CCH - SSVF Priority 1 Homeless Prevention	Homelessness Prevention	3	1.00
FLC - ESG Maui Homelessness Prevention	Homelessness Prevention	1	0.00
FLC - HPP Maui Homelessness Prevention	Homelessness Prevention	72	1.53
GHP - ESG Homeless Prevention	Homelessness Prevention	1	0.00
HCAP - HPO RRH Homeless Prevention	Homelessness Prevention	2	0.00
HOPE - ESG Homelessness Prevention	Homelessness Prevention	10	7.70
HOPE - HPO RRH Homeless Prevention	Homelessness Prevention	12	12.42
HOPE - HPP Homelessness Prevention	Homelessness Prevention	2	24.00
IHS - HPO RRH Homeless Prevention	Homelessness Prevention	16	1.00
IHS - HPP Homelessness Prevention	Homelessness Prevention	36	4.03
KPHC - ESG Homelessness Prevention	Homelessness Prevention	10	31.30
SARMY - FSO HPO RRH Homeless Prevention	Homelessness Prevention	30	3.77
USVETS - SSVF Priority 1 Homeless Prevention	Homelessness Prevention	18	3.06
USVETS - WCC HPO RRH Homeless Prevention	Homelessness Prevention	20	0.00
CCH - City HF Increment III	PH - Permanent Supportive Housing	12	1.08

Timeliness Report - October 2018 (Intakes)

Date Range: 10/1/2018 - 10/31/2018

Average Days Taken to Input Enrollments (clients enrolled during reporting period)		Clients Enrolled	Avg Days to Input
Program Name	Program Type		
CCH - HPO NI Housing First (Kauai)	PH - Permanent Supportive Housing	1	13.00
FLC - HPO NI Housing First	PH - Permanent Supportive Housing	4	1.75
FLC - S+C 1	PH - Permanent Supportive Housing	1	34.00
HOPE - HPO NI Housing First	PH - Permanent Supportive Housing	3	13.33
HOPE - Kukui S+C Program	PH - Permanent Supportive Housing	2	3.50
IHS - SPC Home At Last 2010	PH - Permanent Supportive Housing	4	0.00
MHK - Safe Haven Permanent Supportive Housing	PH - Permanent Supportive Housing	1	29.00
SHDC - Kaahele CoC Funded (Kauai)	PH - Permanent Supportive Housing	1	0.00
SHDC - Kalaeloa (Headway House) CoC Funded (Oahu)	PH - Permanent Supportive Housing	1	7.00
SHDC - Oahu Shelter Plus Care Program	PH - Permanent Supportive Housing	9	0.44
USVETS - BP HPO Housing First PSH	PH - Permanent Supportive Housing	1	20.00
USVETS - BP Leeward PSH	PH - Permanent Supportive Housing	1	1.00
USVETS - BP PH2 CHAMPS VET FAMILIES	PH - Permanent Supportive Housing	2	7.50
ASI - ESG Rapid Re-Housing	PH - Rapid Re-Housing	7	3.00
ASI - HPO RRH Rapid Re-Housing	PH - Rapid Re-Housing	13	8.54
CCH - HPP Rapid Re-housing	PH - Rapid Re-Housing	22	0.32
CCH - SHEG NI Rapid Rehousing	PH - Rapid Re-Housing	15	3.00
CCH - SSVF Priority 1 Rapid Rehousing	PH - Rapid Re-Housing	2	2.00
FLC - ESG Kauai Rapid Re-housing	PH - Rapid Re-Housing	3	3.00
FLC - ESG Maui Rapid Re-housing	PH - Rapid Re-Housing	7	0.86
FLC - HPO RRH Rapid Re-Housing	PH - Rapid Re-Housing	19	4.63
FLC - HPP Kauai Rapid Re-housing	PH - Rapid Re-Housing	8	0.00
FLC - HPP Maui Rapid Re-housing	PH - Rapid Re-Housing	20	1.75
FPH - ESG Rapid Rehousing	PH - Rapid Re-Housing	5	0.00
HCAP - HPO RRH Rapid Re-Housing	PH - Rapid Re-Housing	9	1.11
HOPE - HPO RRH Rapid Re-Housing	PH - Rapid Re-Housing	13	2.00
HOPE - HPP Rapid Re-housing	PH - Rapid Re-Housing	55	8.62
IHS - ESG Rapid Re-housing	PH - Rapid Re-Housing	13	0.54
IHS - HPO RRH Rapid Re-Housing	PH - Rapid Re-Housing	10	0.00
IHS - HPP Rapid Re-housing	PH - Rapid Re-Housing	22	6.32
IHS - New Youth Rapid Re-Housing 2016 (NYRRH 2016)	PH - Rapid Re-Housing	2	5.50
KPHC - ESG Rapid Re-housing	PH - Rapid Re-Housing	2	25.50
SARMY - FSO HPO RRH Rapid Re-Housing	PH - Rapid Re-Housing	13	0.00
USVETS - SSVF Priority 1 Rapid Re-housing	PH - Rapid Re-Housing	30	4.90
USVETS - WCC ESG Rapid Re-Housing 2018	PH - Rapid Re-Housing	7	0.00
USVETS - WCC HPO RRH Rapid Re-Housing	PH - Rapid Re-Housing	13	0.00
CARE - Care Hawaii AMHD Services Only Program	Services Only	1	0.00
LASH - HPO Legal Services Program	Services Only	41	0.39
ALEA - Street Outreach Program	Street Outreach	11	8.18
FLC - Maui Regions 1, 2, 3, 6 - Street Outreach (HPO)	Street Outreach	57	1.02
FLC - Maui Regions 4, 5 - Street Outreach (HPO)	Street Outreach	16	1.06
HOPE - Hawaii Regions 1, 8, 9, 10 - Street Outreach (HPO)	Street Outreach	5	3.80
HOPE - Hawaii Regions 2, 3, 4, 5, 6, 7 - Street Outreach (HPO)	Street Outreach	33	5.61
HOPE - PATH Street Outreach Program	Street Outreach	4	0.75
IHS - Oahu Region 1 - Street Outreach (HPO)	Street Outreach	11	1.55
IHS - Oahu Region 2 - Street Outreach (HPO)	Street Outreach	11	1.64
IHS - Oahu Region 4 - Street Outreach (HPO)	Street Outreach	10	1.20
KEO - Kauai All Regions - Street Outreach (HPO)	Street Outreach	18	1.06
KPHC - Oahu Region 1 - Street Outreach (HPO)	Street Outreach	14	1.86
KPHC - PATH Street Outreach Program	Street Outreach	6	2.83
KWO - Oahu Region 7 - Street Outreach (HPO)	Street Outreach	12	1.00
MHK - Oahu Activity Center Homeless Outreach Program	Street Outreach	6	0.00
MHK - PATH Street Outreach Program	Street Outreach	3	0.00
NALO - Waimanalo Health Center Street Outreach	Street Outreach	2	22.00
USVETS - BP Oahu Region 3 - Street Outreach (HPO)	Street Outreach	18	6.17
USVETS - BP Oahu Region 5 - Street Outreach (HPO)	Street Outreach	14	3.79
WCCHC - Homeless Outreach Program	Street Outreach	54	6.22

Timeliness Report - October 2018 (Intakes)

Date Range: 10/1/2018 - 10/31/2018

Average Days Taken to Input Enrollments (clients enrolled during reporting period)			
Program Name	Program Type	Clients Enrolled	Avg Days to Input
ASI - Ohana Ola O Kahumana	Transitional Housing (TH)	19	12.63
CCH - Ma'ili Land Transitional Housing	Transitional Housing (TH)	1	0.00
GHP - Community Residential Program TH	Transitional Housing (TH)	5	1.60
GHP - HOPWA Gregory House (Competitive TH)	Transitional Housing (TH)	1	0.00
HAP - Na Kahua Hale O Ulu Wini	Transitional Housing (TH)	4	0.00
HCAP - Kumuhonua	Transitional Housing (TH)	1	0.00
HKIPA - Apana Women's Shelter TLP	Transitional Housing (TH)	2	8.00
HNO - Weinberg Village Waimanalo	Transitional Housing (TH)	4	0.00
HSI - Na Kolea Rooming House (TH for Working Singles)	Transitional Housing (TH)	6	0.00
KHAKO - Central Transitional Housing	Transitional Housing (TH)	23	0.17
KHAKO - Westside TH	Transitional Housing (TH)	12	2.58
KWO - Onemalu Transitional Housing	Transitional Housing (TH)	19	1.16
USVETS - BP GPD Bridge Housing	Transitional Housing (TH)	1	0.00
USVETS - BP GPD Clinical Treatment	Transitional Housing (TH)	9	0.11
USVETS - BP GPD Low Demand	Transitional Housing (TH)	8	0.38
WIN - Bridge To Success Halawa TH (formerly Waianae)	Transitional Housing (TH)	6	0.00
WIN - Bridge To Success Kauai TH	Transitional Housing (TH)	2	0.50
WIN - Family House Aiea TH	Transitional Housing (TH)	2	0.00
		2183	2.79

Timeliness Report - October 2018 (Exits)

Date Range: 10/1/2018 - 10/31/2018

Average Days Taken to Exit Enrollments (clients exited during reporting period)			
Program Name	Program Type	Total Exited Clients	Avg Days to Exit
Hawaii County VI SPDAT v2 Family	Coordinated Assessment	47	3.89
Hawaii County VI SPDAT v2 Individual	Coordinated Assessment	28	4.25
Kauai County VI SPDAT v2 Family	Coordinated Assessment	4	0.00
Kauai County VI SPDAT v2 Individual	Coordinated Assessment	2	5.00
Maui County VI SPDAT v2 Family	Coordinated Assessment	61	2.02
Maui County VI SPDAT v2 Individual	Coordinated Assessment	31	1.90
Oahu County VI SPDAT v2 Family	Coordinated Assessment	86	1.97
Oahu County VI SPDAT v2 Individual	Coordinated Assessment	28	0.82
CCH - Kakaako Family Assessment Center	Emergency Shelter (ES)	15	10.07
FLC - Ho'olanani	Emergency Shelter (ES)	7	0.14
FPH - Honolulu Family Center	Emergency Shelter (ES)	3	0.00
FPH - Windward Family Center	Emergency Shelter (ES)	8	2.25
HOPE - East Hawaii Emergency Mens Program ES	Emergency Shelter (ES)	7	3.71
HOPE - Kiheipua	Emergency Shelter (ES)	15	2.53
HOPE - West Hawaii Emergency Housing Program	Emergency Shelter (ES)	14	0.21
IHS - Behavioral Health ES	Emergency Shelter (ES)	10	0.50
IHS - Hale Mauliola Program (Sand Island ES)	Emergency Shelter (ES)	20	1.90
IHS - Kaa'ahi Families ES	Emergency Shelter (ES)	26	0.00
IHS - Kaa'ahi Women's ES	Emergency Shelter (ES)	30	0.53
IHS - Sumner Men's ES	Emergency Shelter (ES)	49	6.53
IHS - TBH Medical Respite (ES)	Emergency Shelter (ES)	16	5.81
KEO - Mana'olana Emergency	Emergency Shelter (ES)	15	1.87
KHAKO - Central Emergency Shelter	Emergency Shelter (ES)	55	1.75
KHAKO - Westside ES	Emergency Shelter (ES)	36	1.89
KWO - Onelau`ena Emergency Shelter	Emergency Shelter (ES)	9	0.33
SOW - Great Joy 1	Emergency Shelter (ES)	1	3.00
SOW - Great Joy 2	Emergency Shelter (ES)	2	0.00
SOW - Hearts of Joy	Emergency Shelter (ES)	1	2.00
SOW - Streams of Joy 2	Emergency Shelter (ES)	2	1.50
USVETS - BP Ewa HOPTEL	Emergency Shelter (ES)	3	0.67
USVETS - BP Hilo HOPTEL Program	Emergency Shelter (ES)	1	0.00
USVETS - BP Kauai HOPTEL Program	Emergency Shelter (ES)	4	1.50
USVETS - BP Pearl City HOPTEL	Emergency Shelter (ES)	1	0.00
USVETS - BP Pearl City Seniors HOPTEL	Emergency Shelter (ES)	3	0.33
USVETS - BP Respite Beds Barbers Point	Emergency Shelter (ES)	5	0.00
USVETS - WCC Emergency Shelter	Emergency Shelter (ES)	37	3.54
USVETS - WCC HOPTEL	Emergency Shelter (ES)	1	0.00
WH - Next Step Emergency Shelter	Emergency Shelter (ES)	47	2.13
CCH - HPP Homeless Prevention	Homelessness Prevention	15	0.00
CCH - SHEG NI Homelessness Prevention	Homelessness Prevention	58	0.00
CCH - SHEG Oahu Homelessness Prevention	Homelessness Prevention	63	0.00
FLC - HPP Kauai Homelessness Prevention	Homelessness Prevention	10	0.00
FLC - HPP Maui Homelessness Prevention	Homelessness Prevention	4	0.00
HOPE - HPO RRH Homeless Prevention	Homelessness Prevention	1	2.00
HOPE - HPP Homelessness Prevention	Homelessness Prevention	4	19.00
IHS - HPO RRH Homeless Prevention	Homelessness Prevention	9	0.00
IHS - HPP Homelessness Prevention	Homelessness Prevention	126	0.41
SARMY - FSO HPO RRH Homeless Prevention	Homelessness Prevention	1	0.00
USVETS - SSVF Priority 1 Homeless Prevention	Homelessness Prevention	17	9.71
USVETS - WCC HPO RRH Homeless Prevention	Homelessness Prevention	44	0.00
FLC - S+C 2	PH - Permanent Supportive Housing	1	4.00
FLC - S+C 3	PH - Permanent Supportive Housing	1	4.00
HOPE - HPO NI Housing First	PH - Permanent Supportive Housing	3	14.67
SHDC - Ekolu Group Homes Komo Mai (Oahu)	PH - Permanent Supportive Housing	1	0.00
SHDC - Kaahale CoC Funded (Kauai)	PH - Permanent Supportive Housing	1	0.00
SHDC - Kalaeloa (Headway House) CoC Funded (Oahu)	PH - Permanent Supportive Housing	2	7.00
SHDC - Oahu Shelter Plus Care Program	PH - Permanent Supportive Housing	3	0.33
USVETS - BP HPO Housing First PSH	PH - Permanent Supportive Housing	5	9.00

Timeliness Report - October 2018 (Exits)

Date Range: 10/1/2018 - 10/31/2018

Average Days Taken to Exit Enrollments (clients exited during reporting period)		Total Exited Clients	Avg Days to Exit
Program Name	Program Type		
ASI - HPO RRH Rapid Re-Housing	PH - Rapid Re-Housing	4	2.00
CCH - HPP Rapid Re-housing	PH - Rapid Re-Housing	36	0.00
CCH - SHEG NI Rapid Rehousing	PH - Rapid Re-Housing	11	7.91
CCH - SSVF Priority 1 Rapid Rehousing	PH - Rapid Re-Housing	6	1.67
FLC - ESG Kauai Rapid Re-housing	PH - Rapid Re-Housing	1	15.00
FLC - HPO RRH Rapid Re-Housing	PH - Rapid Re-Housing	1	0.00
FPH - ESG Rapid Rehousing	PH - Rapid Re-Housing	14	2.79
HOPE - HPO RRH Rapid Re-Housing	PH - Rapid Re-Housing	14	10.07
HOPE - HPP Rapid Re-housing	PH - Rapid Re-Housing	18	15.72
IHS - ESG Rapid Re-housing	PH - Rapid Re-Housing	1	0.00
IHS - HPO RRH Rapid Re-Housing	PH - Rapid Re-Housing	1	2.00
IHS - HPP Rapid Re-housing	PH - Rapid Re-Housing	6	0.00
USVETS - SSVF Priority 1 Rapid Re-housing	PH - Rapid Re-Housing	29	4.55
USVETS - SSVF Priority 2 Rapid Re-housing	PH - Rapid Re-Housing	1	6.00
USVETS - WCC ESG Rapid Re-Housing 2017	PH - Rapid Re-Housing	15	8.86
USVETS - WCC HPO RRH Rapid Re-Housing	PH - Rapid Re-Housing	6	0.00
LASH - HPO Legal Services Program	Services Only	34	0.12
ALEA - Street Outreach Program	Street Outreach	3	0.00
FLC - Maui Regions 1, 2, 3, 6 - Street Outreach (HPO)	Street Outreach	32	0.38
FLC - Maui Regions 4, 5 - Street Outreach (HPO)	Street Outreach	38	0.50
HOPE - Hawaii Regions 1, 8, 9, 10 - Street Outreach (HPO)	Street Outreach	3	11.33
HOPE - Hawaii Regions 2, 3, 4, 5, 6, 7 - Street Outreach (HPO)	Street Outreach	14	5.57
HOPE - PATH Street Outreach Program	Street Outreach	2	2.50
IHS - Oahu Region 1 - Street Outreach (HPO)	Street Outreach	7	0.00
IHS - Oahu Region 2 - Street Outreach (HPO)	Street Outreach	7	0.29
IHS - Oahu Region 4 - Street Outreach (HPO)	Street Outreach	1	0.00
KEO - Kauai All Regions - Street Outreach (HPO)	Street Outreach	9	4.22
KPHC - Oahu Region 1 - Street Outreach (HPO)	Street Outreach	9	3.33
KPHC - Oahu Region 6 - Street Outreach (HPO)	Street Outreach	5	0.00
KPHC - PATH Street Outreach Program	Street Outreach	17	0.18
KWO - Oahu Region 7 - Street Outreach (HPO)	Street Outreach	8	3.88
LASH - SSVF Legal Services Program	Street Outreach	1	0.00
MHK - Oahu Activity Center Homeless Outreach Program	Street Outreach	5	0.00
MHK - PATH Street Outreach Program	Street Outreach	3	0.00
SARMY - Maui Homeless Outreach Program	Street Outreach	12	0.00
USVETS - BP Oahu Region 3 - Street Outreach (HPO)	Street Outreach	8	0.00
USVETS - BP Oahu Region 5 - Street Outreach (HPO)	Street Outreach	17	0.29
WCCHC - Homeless Outreach Program	Street Outreach	58	0.00
ASI - Ohana Ola O Kahumana	Transitional Housing (TH)	27	12.00
ASI - Ulu Ke Kukui (Villages of Maili)	Transitional Housing (TH)	91	0.53
GHP - Community Residential Program TH	Transitional Housing (TH)	3	3.00
HAP - Na Kahua Hale O Ulu Wini	Transitional Housing (TH)	7	11.14
HCAP - Kumuhonua	Transitional Housing (TH)	7	0.00
HOPE - Wilder House	Transitional Housing (TH)	6	2.00
HSI - Kulaokahua Apts (TH for the Elderly)	Transitional Housing (TH)	1	0.00
HSI - Na Kolea Rooming House (TH for Working Singles)	Transitional Housing (TH)	4	0.00
KEO - Mana'olana Transitional Housing	Transitional Housing (TH)	7	1.14
KHAKO - Central Transitional Housing	Transitional Housing (TH)	2	3.00
KWO - Onemalu Transitional Housing	Transitional Housing (TH)	43	2.40
SHDC - Hale Ulu Pono TH	Transitional Housing (TH)	2	1.00
USVETS - BP GPD Bridge Housing	Transitional Housing (TH)	5	2.20
USVETS - BP GPD Clinical Treatment	Transitional Housing (TH)	15	1.73
USVETS - BP GPD Low Demand	Transitional Housing (TH)	10	2.20
WIN - Bridge To Success Halawa TH (formerly Waianae)	Transitional Housing (TH)	1	7.00
Aggregates		1787	2.24