

From: Carlos Peraro, CPC
To: Harold Brackeen, State of Hawaii, Homeless Programs Administrator
Brandee Menino, BTG Chair; Sam Millington, PIC
Date: February 17, 2019
Re: January 2019 HMIS Monitoring Reports

Attached for your review and dissemination to Continuum agencies is the January 2019 HMIS monitoring report. Below are brief highlights from the attached reports.

- 1) End of month, January 2019 Census summary by Continuum and Statewide (pp. 2-8)
 - The Statewide census for emergency and transitional programs increased in January 2019 (2,711) compared to December 2018 (2,492), with an increase in both program types for Oahu and neighbor islands.
 - The total “vacant beds” compared to the HIC bed capacity was 384 (ES and TH) and 409 (PSH). This is a decrease from last month for ES and an increase for TH programs. HIC openings can also vary depending on differences in household size.
 - 39 programs on Oahu and 25 programs on the Neighbor Islands had utilization rates of less than 85% or greater than 110%. These programs are marked in red.
 - Statewide active Outreach clients totaled 1,204 (850 on Oahu and 354 on the Neighbor Islands).
- 2) Consent report for January 2019 (pp. 9-19)
 - VI-SPDAT Assessments: Consent to share data rates for Neighbor Islands and Oahu programs were 96% and 92% respectively; (December’s rates: 93% and 89% respectively). (bottom page 9)
 - By Name List: Consent to share data rates as of the 2/02/19, BNL cut was 96% statewide – the same as the December 2018 report. January rates included: Oahu Families (93%) and Singles (99%). Neighbor Island family and singles rates ranged from 79% (Kauai Families) to 100% (Hawaii Family and Singles, and Maui Singles). (page 10).
 - For adult program intakes entered in January 2019 (n=851), the statewide consent to share was 96%, the same as the December report, and a sustained improvement from August 2017 (55%).
 - Four programs (pp. 11-14) had consent rates below 80% (January Intakes) - highlighted in RED.
- 3) Length of Stay by Agency and Program for clients exiting during January 2019 (pp. 20-23)
 - The average LOS over all programs was 170 days (representing 1,258 exits), a decrease compared to December 2018 (182 days). If the 23 permanent supportive housing programs exits are omitted, the average LOS was 152 days.
 - Overall, homeless prevention and outreach programs’ LOS were the shortest (109 and 100 days). As expected, PSH and TH program’s LOS were the longest (1,369 and 290 days).
 - By County, Oahu (194 days) and Kauai (164 days) averaged the longest LOS, followed by Hawaii (146 days) and Maui (127 days). Of note is that the average includes PH projects, which heavily skew this statistic.
 - Emergency Shelter LOS ranged from 62 days on Hawaii to 198 days on Maui. December’s ES LOS was higher and ranged from 94 days (Oahu) to 205 days (Kauai).
- 4) Timeliness (entries and exits) during January 2019 (pp. 24-29)
 - Intake Timeliness was 2.24 average days, a slight decrease compared to 2.57 average days in December. 37 programs (highlighted in RED) averaged more than 3 days to enter intakes.
 - Exit timeliness decreased to 3.54 average days compared to 4.03 days in December.
 - 40 programs (highlighted in RED) averaged more than 3 days to enter exits.

HMIS Census Report - January 2019
Oahu and Neighbor Islands - HIC Facilities

Summary of Monthly HMIS Shelter Census Counts

February 2018 - January 2019

HI-501 Oahu Census Summary

	Emerg	Trans	Total HUD Homeless	HIC Openings	PH	HIC Openings	Veterans ES/TH
February 28, 2018	1098	1238	2336	318	1116	72	238
March 31, 2018	1095	1261	2356	262	1116	72	227
April 30, 2018	1130	1283	2413	265	1140	102	241
May 31, 2018	1141	1269	2410	261	1143	114	257
June 30, 2018	1133	1236	2369	385	1100	167	246
July 31, 2018	1109	1199	2308	322	1088	123	227
August 31, 2018	1165	1117	2282	369	1100	238	234
September 30, 2018	1143	995	2138	242	1107	236	233
October 31, 2018	1009	785	1794	435	1102	224	158
November 30, 2018	981	801	1782	439	1100	226	162
December 31, 2018	1000	820	1820	402	1117	209	169
January 31, 2019	1039	888	1927	347	1123	209	308

HI-500 Balance of State Census Summary

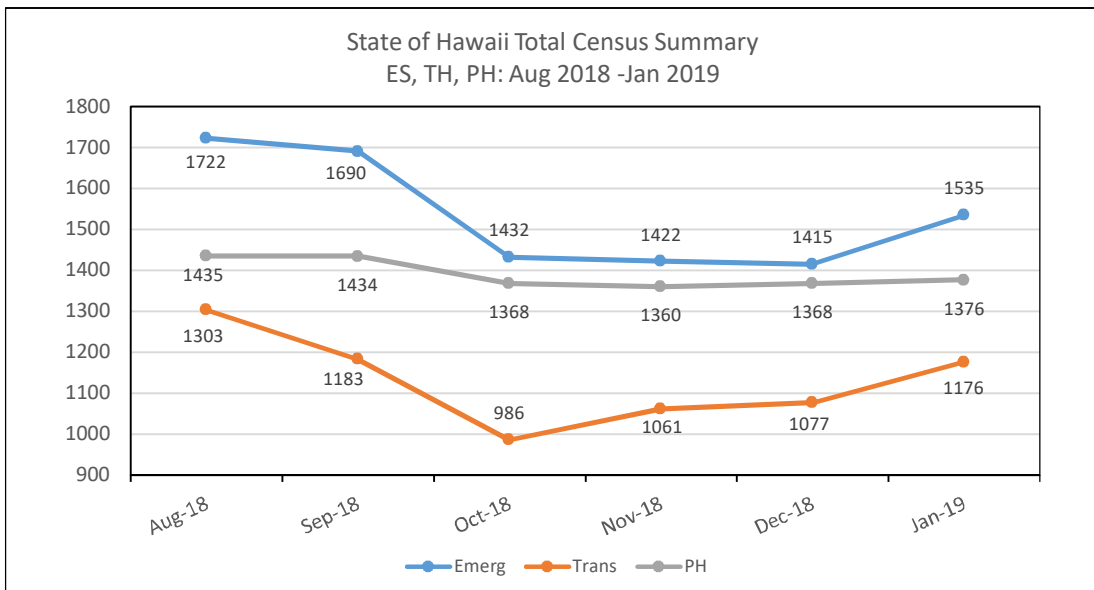
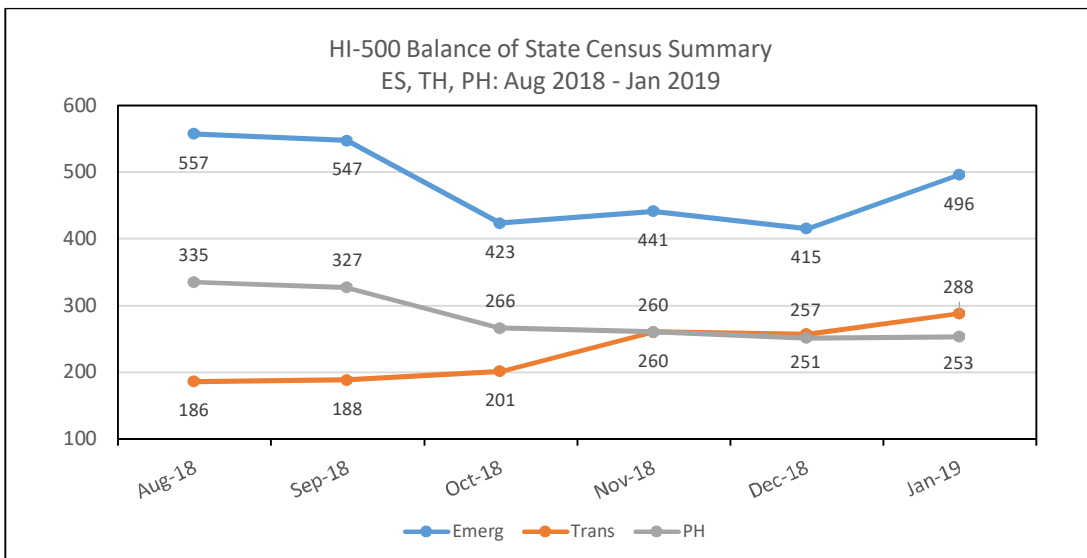
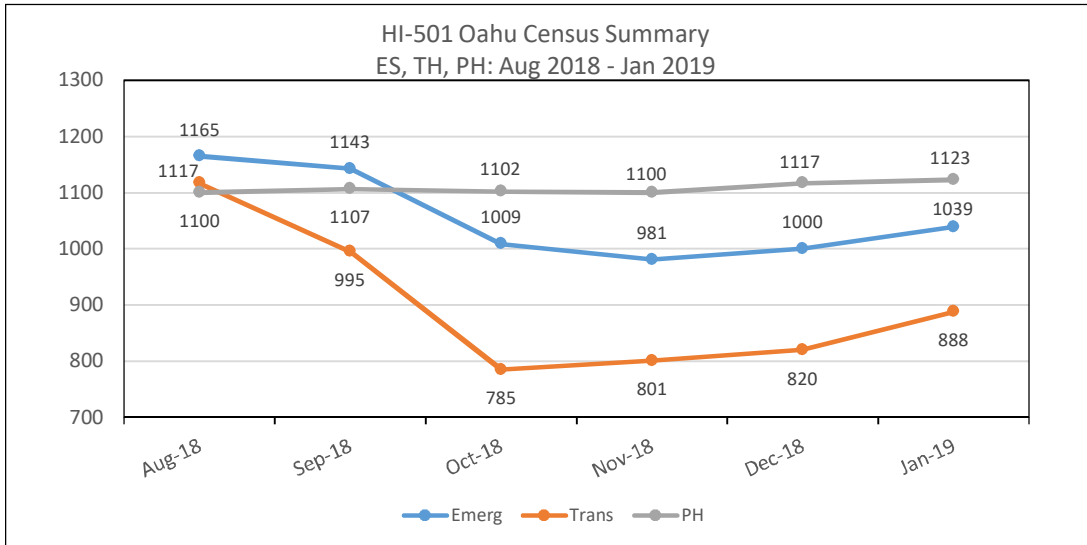
	Emerg	Trans	Total HUD Homeless	HIC Openings	PH	HIC Openings	Veterans ES/TH
February 28, 2018	494	206	700	398	338	124	36
March 31, 2018	525	194	719	215	322	145	39
April 30, 2018	548	213	761	195	316	135	34
May 31, 2018	566	212	778	179	331	130	38
June 30, 2018	572	199	771	77	331	119	32
July 31, 2018	535	203	738	99	333	117	30
August 31, 2018	557	186	743	105	335	113	26
September 30, 2018	547	188	735	101	327	121	28
October 31, 2018	423	201	624	131	266	180	26
November 30, 2018	441	260	701	75	260	188	24
December 31, 2018	415	257	672	89	251	199	21
January 31, 2019	496	288	784	37	253	200	30

State of Hawaii Total Census Summary

	Emerg	Trans	Total HUD Homeless	HIC Openings	PH	HIC Openings	Veterans ES/TH
February 28, 2018	1592	1444	3036	716	1454	196	274
March 31, 2018	1620	1455	3075	477	1438	217	266
April 30, 2018	1678	1496	3174	460	1456	237	275
May 31, 2018	1707	1481	3188	440	1474	244	295
June 30, 2018	1705	1435	3140	462	1431	286	278
July 31, 2018	1644	1402	3046	421	1421	240	257
August 31, 2018	1722	1303	3025	474	1435	351	260
September 30, 2018	1690	1183	2873	343	1434	357	261
October 31, 2018	1432	986	2418	566	1368	404	184
November 30, 2018	1422	1061	2483	514	1360	414	186
December 31, 2018	1415	1077	2492	491	1368	408	190
January 31, 2019	1535	1176	2711	384	1376	409	338

HMIS Census Report - January 2019 Oahu and Neighbor Islands - HIC Facilities

Summary of Monthly HMIS Shelter Census Counts



HMIS Census Report - January 2019
Oahu and Neighbor Islands - HIC Facilities

Proj. Type	Organization Name	Project Name	HIC Beds	Census on 1/31/19	% HIC Beds	Technical Openings	Veterans
ES	Child and Family Service	CFS - Honolulu Shelter	49	SP	NR	NR	SP
ES	Child and Family Service	CFS - Leeward Shelter	27	SP	NR	NR	SP
ES	Catholic Charities Hawaii	CCH - Kakaako Family Assessment Center	50	44	88%	6	7
ES	Family Promise of Hawaii	FPH - Honolulu Family Center	14	10	71%	4	0
ES	Family Promise of Hawaii	FPH - Windward Family Center	14	15	107%	0	2
ES	Hale Kipa Inc.	HKIPA - Boys BCP ES	8	1	13%	7	1
ES	Hale Kipa Inc.	HKIPA - Girls BCP ES	8	3	38%	5	0
ES	IHS Institute for Human Services	IHS - Behavioral Health ES	10	8	80%	2	0
ES	IHS Institute for Human Services	IHS - Hale Mauliola Program (Sand Island)	85	95	112%	0	11
ES	IHS Institute for Human Services	IHS - Kaaahi Families Shelter ES	100	80	80%	20	2
ES	IHS Institute for Human Services	IHS - Kaaahi Women ES	68	75	110%	0	6
ES	IHS Institute for Human Services	IHS - Sumner Men's Shelter	166	157	95%	9	30
ES	IHS Institute for Human Services	IHS - Tutu Bert's House (Med Respite ES)	16	25	156%	0	2
ES	Kealahou West Oahu	KWO - Hope for a New Beginning (Onelauena)	244	160	66%	84	23
ES	Parents and Children Together	PACT - Ohia Shelter	21	SP	NR	NR	SP
ES	Shelter of Wisdom	SOW - Great Joy 1	8	5	63%	3	1
ES	Shelter of Wisdom	SOW - Great Joy 2	9	8	89%	1	0
ES	Shelter of Wisdom	SOW - Great Joy 3	10	8	80%	2	0
ES	Shelter of Wisdom	SOW - Great Joy 4	6	5	83%	1	0
ES	Shelter of Wisdom	SOW - Hearts of Joy 2	13	13	100%	0	2
ES	Shelter of Wisdom	SOW - Streams of Joy 1	6	5	83%	1	1
ES	Shelter of Wisdom	SOW - Streams of Joy 2	10	15	150%	0	4
ES	U.S. Veterans Initiative	USVETS - BP Ewa HOPTTEL	5	4	80%	1	4
ES	U.S. Veterans Initiative	USVETS - BP Pearl City HOPTTEL	5	5	100%	0	5
ES	U.S. Veterans Initiative	USVETS - BP Pearl City Seniors HOPTTEL	5	2	40%	3	2
ES	U.S. Veterans Initiative	USVETS - BP Respite Beds Barbers Point	10	7	70%	3	7
ES	U.S. Veterans Initiative	USVETS - WCC Emergency	191	157	82%	34	23
ES	U.S. Veterans Initiative	USVETS - WCC HOPTTEL	5	4	80%	1	4
ES	Waikiki Health Center	WHC - Next Step Emergency Shelter	135	128	95%	7	16
ES	Windward Spouse Abuse Shelter	WSAS - Hale Ola	18	SP	NR	NR	NR
Subtotal Emergency Shelter			1201	1039	87%	194	153
TH	Alternative Structures Int't	ASI - Ohana Ola O Kahumana	222	245	110%	0	16
TH	Catholic Charities Hawaii	CCH - Ma'ili Land TH	54	41	76%	13	0
TH	Child and Family Service	CFS - Transitional Apartments (Honolulu and Leeward)	46	NR	NR	NR	NR
TH	Gregory House Programs	GHP - Community Residential Program	15	14	93%	1	3
TH	Gregory House Programs	GHP - HOPWA Gregory House (Competitive TH)	11	12	109%	0	4
TH	Honolulu Community Action Prog	HCAP - Kumuhonua	68	67	99%	1	5
TH	Hale Kipa Inc.	HKIPA - Aapa Women's Shelter	5	2	40%	3	0
TH	Hale Kipa Inc.	HKIPA - Maka'aloa Men's TLP	4	3	75%	1	0
TH	Ho'omau Ke Ola	HKO - Lahilahi	10	6	60%	4	0
TH	Holomua Na 'Ohana	HNO - Weinberg Village Waimanalo	125	106	85%	19	8
TH	Housing Solutions Inc.	HSI - Kulaokahua (TH for the elderly)	31	30	97%	1	4
TH	Housing Solutions Inc.	HSI - Na Kolea (TH for working singles)	64	63	98%	1	8
TH	Kealahou West Oahu	KWO - Onemalu Transitional Shelter	190	145	76%	45	11
TH	Parents and Children Together	PACT - Lehua	8	NR	NR	NR	NR
TH	The Salvation Army	SARMY - FSO Pathway of Hope	24	12	50%	12	0
TH	The Salvation Army ATS	SARMY - Ka Ohu Hou O Manoa	30	20	67%	10	2
TH	Steadfast Housing Dev Corp	SHDC - Hale Ulu Pono - Transitional Housing	10	4	40%	6	1
TH	U.S. Veterans Initiative	USVETS - BP GPD Bridge Housing	13	26	200%	0	26
TH	U.S. Veterans Initiative	USVETS - BP GPD Clinical Treatment	40	20	50%	20	20
TH	U.S. Veterans Initiative	USVETS - BP GPD Low Demand	35	37	106%	0	37
TH	U.S. Veterans Initiative	USVETS - BP SITH	3	3	100%	0	3
TH	U.S. Veterans Initiative	USVETS - WCC SITH	1	1	100%	0	1
TH	Windward Spouse Abuse Shelter	WSAS - Imua	1	NR	NR	NR	NR
TH	Women in Need	WIN - Bridge To Success Halawa TH	27	20	74%	7	3
TH	Women in Need	WIN - Family House Aiea TH	20	11	55%	9	3
Subtotal Transitional Housing			1006	888	88%	153	155
PSH	Alternative Structures Int't	ASI - Leeward CoC PSH	46	53	115%	0	0
PSH	Catholic Charities Hawaii	CCH - City HF Increment III	130	53	41%	77	6
PSH	Gregory House Programs	GHP - HOPWA Formula - PSH TBRA	33	26	79%	7	6
PSH	Gregory House Programs	GHP - HOPWA SPNS - Competitive PSH TBRA	48	40	83%	8	10
PSH	IHS Institute for Human Services	IHS - City FY15 Housing First PSH	177	149	84%	28	18
PSH	IHS Institute for Human Services	IHS - New PSH 2013 (CoC Funded)	34	29	85%	5	5
PSH	IHS Institute for Human Services	IHS - SPC Home At Last 2010	89	87	98%	2	19
PSH	IHS Institute for Human Services	IHS - SPC Home Sweet Home II	18	16	89%	2	0
PSH	IHS Institute for Human Services	IHS - SPC No Place Like Home	15	19	127%	0	7
PSH	Kalihi-Palama Health Center	KPHC - New Beginnings S+C Program	181	168	93%	13	22
PSH	Mental Health Kookua	MHK - Safe Haven Permanent Supportive Housing	25	20	80%	5	3
PSH	Steadfast Housing Dev Corp	SHDC - Ekolu Group Homes Ahukini (Oahu)	5	4	80%	1	1
PSH	Steadfast Housing Dev Corp	SHDC - Ekolu Group Homes Kaukama (Oahu)	5	2	40%	3	0
PSH	Steadfast Housing Dev Corp	SHDC - Ekolu Group Homes Komo Mai (Oahu)	5	4	80%	1	0
PSH	Steadfast Housing Dev Corp	SHDC - Kalaeloa (Headway House) CoC Funded (Oahu)	40	30	75%	10	5

**HMIS Census Report - January 2019
Oahu and Neighbor Islands - HIC Facilities**

Proj. Type	Organization Name	Project Name	HIC Beds	Census on 1/31/19	% HIC Beds	Technical Openings	Veterans
PSH	Steadfast Housing Dev Corp	SHDC - Oahu Shelter Plus Care Program	150	157	105%	0	23
PSH	U.S. Veterans Initiative	USVETS - BP HPO Housing First PSH	116	95	82%	21	37
PSH	U.S. Veterans Initiative	USVETS - BP Leeward PSH	30	26	87%	4	4
PSH	U.S. Veterans Initiative	USVETS - BP Permanent Supportive Housing CoC	13	12	92%	1	12
PSH	U.S. Veterans Initiative	USVETS - BP PH2 CHAMPS VET FAMILIES	32	25	78%	7	19
PSH	U.S. Veterans Initiative	USVETS - WCC Housing First Increment II (City)	122	108	89%	14	14
	Subtotal Permanent Housing		1314	1123	85%	209	211
RRH	ALEA Bridge	ALEA - ESG Rapid Rehousing	NA	27	NA	NA	4
RRH	Alternative Structures Int't	ASI - ESG Rapid Re-Housing	NA	28	NA	NA	2
RRH	Alternative Structures Int't	ASI - HPO RRH Rapid ReHousing	NA	65	NA	NA	1
RRH	Catholic Charities Hawaii	CCH - ESG Rapid Re-housing	NA	4	NA	NA	1
RRH	Catholic Charities Hawaii	CCH - HPP Rapid Re-housing	NA	517	NA	NA	40
RRH	Catholic Charities Hawaii	CCH - SHEG Oahu Rapid Re-Housing	NA	11	NA	NA	1
RRH	Catholic Charities Hawaii	CCH - SSVF Priority 1 Rapid Rehousing	NA	22	NA	NA	19
RRH	Family Promise Hawaii	FPH - ESG Rapid Rehousing	NA	47	NA	NA	5
RRH	Gregory House Programs	GHP - ESG Rapid Re-Housing	NA	9	NA	NA	0
RRH	Honolulu Community Action Prog	HCAP - HPO RRH Rapid Re-Housing	NA	57	NA	NA	6
RRH	IHS Institute for Human Services	IHS - ESG Rapid Re-housing	NA	133	NA	NA	13
RRH	IHS Institute for Human Services	IHS - HOMES Clean & Sober	NA	24	NA	NA	2
RRH	IHS Institute for Human Services	IHS - HPO RRH Rapid Re-Housing	NA	27	NA	NA	2
RRH	IHS Institute for Human Services	IHS - HPP Rapid Re-housing	NA	95	NA	NA	7
RRH	IHS Institute for Human Services	IHS - New Youth Rapid Re-Housing 2016 (NYRRH 2016)	NA	27	NA	NA	4
RRH	Kalihi-Palama Health Center	KPHC - ESG Rapid Re-housing	NA	49	NA	NA	5
RRH	The Salvation Army	SARMY - FSO HPO RRH Rapid Re-Housing	NA	117	NA	NA	9
RRH	U.S. Veterans Initiative	USVETS - SSVF Oahu Rapid Re-housing	NA	3	NA	NA	2
RRH	U.S. Veterans Initiative	USVETS - SSVF Priority 1 Rapid Re-housing	NA	124	NA	NA	103
RRH	U.S. Veterans Initiative	USVETS - WCC ESG Rapid Re-Housing 2018	NA	70	NA	NA	6
RRH	U.S. Veterans Initiative	USVETS - WCC HPO RRH Rapid Re-Housing	NA	62	NA	NA	4
	Subtotal Rapid ReHousing			1518	NA	NA	236
	Total Emergency+Transitional		2,207	1,927	87%	347	308
	Total Permanent		1,314	1,123	85%	209	211
	TOTAL		3,521	3,050	87%	556	519

HMIS Census Report - January 2019
Oahu and Neighbor Islands - HIC Facilities

Project Type	Organization Name	Project Name	HIC Beds	Census on 1/31/19	%HIC Beds	Technical Openings	Veterans
ES	Child and Family Service	CFS - Hale Ohana	32	SP	NR	NR	NR
ES	Child and Family Service	CFS - West Hawaii Domestic Abuse Shelter	15	SP	NR	NR	NR
ES	Family Life Center	FLC - Ho'olanani	18	18	100%	0	0
ES	HOPE Services Hawaii	HOPE - East Hawaii Emergency Mens Program ES	16	15	94%	1	3
ES	HOPE Services Hawaii	HOPE - Kiheipua	44	53	120%	0	1
ES	HOPE Services Hawaii	HOPE - West Hawaii Emergency Housing Program	31	28	90%	3	0
ES	Kauai Economic Opportunity	KEO - Mana'olana Emergency	38	64	168%	0	4
ES	KHAKO, INC	KHAKO - Central ES	177	182	103%	0	5
ES	KHAKO, INC	KHAKO - Westside ES	119	129	108%	0	7
ES	USVETS	USVETS - BP Hilo HOPTEL Program	5	2	40%	3	2
ES	USVETS	USVETS - BP Kauai HOPTEL Program	5	5	100%	0	5
ES	Women Helping Women	WHW - Hale Lokomaikai	10	SP	NR	NR	NR
ES	YWCA of Kauai	YWCA - Family Violence Shelter	18	SP	NR	NR	NR
	Subtotal Emergency Shelters		453	496	109%	7	27
TH	Child and Family Service	CFS - Hale Kahua Pa'a	16	NR	NR	NR	NR
TH	Hawaii Affordable Properties, Inc.	HAP - Na Kahua Hale O Ulu Wini	55	80	145%	0	0
TH	Hawaii Island Home for Recovery, Inc.	HIHR - Transitional Housing	19	19	100%	0	0
TH	HOPE Services Hawaii	HOPE - Kuleana House	6	5	83%	1	0
TH	HOPE Services Hawaii	HOPE - Wilder House	8	3	38%	5	0
TH	Kauai Economic Opportunity	KEO - Kome Transitional Housing Program	7	1	14%	6	0
TH	Kauai Economic Opportunity	KEO - Komohana Group Home TH	6	4	67%	2	2
TH	Kauai Economic Opportunity	KEO - Lawehana Transitional Housing Program	9	8	89%	1	0
TH	Kauai Economic Opportunity	KEO - Mana'olana Transitional Housing	24	14	58%	10	0
TH	KHAKO, INC	KHAKO - Central TH	32	75	234%	0	1
TH	KHAKO, INC	KHAKO - Westside TH	51	62	122%	0	0
TH	Women In Need	WIN - Bridge To Success Kauai TH	22	17	77%	5	0
	Subtotal Transitional Housing		239	288	121%	30	3
PSH	Catholic Charities Hawaii	CCH - HPO NI Housing First (Kauai)	14	10	71%	4	0
PSH	Family Life Center	FLC - HPO NI Housing First	24	32	133%	0	2
PSH	Family Life Center	FLC - S+C 1	2	5	250%	0	0
PSH	Family Life Center	FLC - S+C 2	30	23	77%	7	3
PSH	Family Life Center	FLC - S+C 3	15	18	120%	0	1
PSH	Family Life Center	FLC - S+C 6 (Eha split)	33	8	24%	25	1
PSH	Hawaii Island Home for Recovery, Inc.	HIHR - PSH 1	16	16	100%	0	0
PSH	Hawaii Island Home for Recovery, Inc.	HIHR - PSH 2	5	1	20%	4	0
PSH	Hawaii Island Home for Recovery, Inc.	HIHR - PSH 3	3	5	167%	0	0
PSH	Hawaii Island Home for Recovery, Inc.	HIHR - PSH 4	5	4	80%	1	0
PSH	HOPE Services Hawaii	HOPE - HPO NI Housing First	125	61	49%	64	8
PSH	HOPE Services Hawaii	HOPE - Kukui Shelter Plus Care	111	31	28%	80	3
PSH	Kauai Economic Opportunity	KEO - Pa'a Hana PSH	4	3	75%	1	1
PSH	Maui AIDS Foundation	MAF - HOPWA PSH	29	NR	NR	NR	NR
PSH	Steadfast Housing Dev Corp	SHDC - Eha Shelter Plus Care	28	25	89%	3	2
PSH	Steadfast Housing Dev Corp	SHDC - Eono Shelter Plus Care	6	3	50%	3	0
PSH	Steadfast Housing Dev Corp	SHDC - Kaahela CoC Funded (Kauai)	5	3	60%	2	0
PSH	Steadfast Housing Dev Corp	SHDC - Kaulana CoC Funded (Maui)	5	2	40%	3	0
PSH	Steadfast Housing Dev Corp	SHDC - Kulalani CoC Funded (Maui)	6	3	50%	3	0
PSH	Subtotal Permanent Supportive Housing		460	253	55%	200	21
RRH	Catholic Charities Hawaii	CCH - HPO RRH Rapid Re-Housing (Kauai)	NA	42	NA	NA	0
RRH	Catholic Charities Hawaii	CCH - SHEG NI Rapid Rehousing	NA	19	NA	NA	0
RRH	Family Life Center	FLC - ESG Kauai Rapid Re-housing	NA	7	NA	NA	0
RRH	Family Life Center	FLC - ESG Maui Rapid Re-housing	NA	1	NA	NA	0
RRH	Family Life Center	FLC - HPO RRH Rapid Re-Housing	NA	40	NA	NA	1
RRH	Family Life Center	FLC - HPP Kauai Rapid Re-housing	NA	25	NA	NA	0
RRH	Family Life Center	FLC - HPP Maui Rapid Re-housing	NA	28	NA	NA	0
RRH	Family Life Center	FLC - Rental Assistance Program (RAP)	NA	3	NA	NA	0
RRH	HOPE Services Hawaii	HOPE - ESG Rapid Re-housing	NA	5	NA	NA	0
RRH	HOPE Services Hawaii	HOPE - HPO RRH Rapid Re-Housing	NA	31	NA	NA	1
RRH	HOPE Services Hawaii	HOPE - HPP Rapid Re-housing	NA	298	NA	NA	3
RRH	HOPE Services Hawaii	HOPE - New Start	NA	6	NA	NA	1
RRH	U.S. Veterans Initiative	USVETS - SSVF Priority 1 Rapid Re-housing	NA	36	NA	NA	26
	Subtotal Rapid ReHousing		NA	541	NA	NA	32
	Total Emergency+Transitional		692	784	113%	37	30
	Total Permanent		460	253	55%	200	21
	TOTAL		1,152	1,037	90%	237	51

Homeless Programs Office (HPO) Unit Utilization Analysis

Occupancy as of 1/31/2019

Program Name	Program Type	HMIS Households Served	Total Number of Living Units Per Facilities Description	Utilization Rate
HOPE - Kiheipua	ES	10	15	67%
KHAKO - Central ES	ES	78	70	111%
KHAKO - Westside ES	ES	59	48	123%
KWO - Onelau`ena Emergency Shelter	ES	58	71	82%
USVETS - WCC Emergency Shelter	ES	85	102	83%
WH - Next Step Emergency Shelter	ES	129	123	105%
ASI - Ohana Ola O Kahumana	TH	46	48	96%
CCH - Ma'ili Land Transitional Housing	TH	13	15	87%
GHP - Community Residential Program TH	TH	11	14	79%
HCAP - Kumuhonua	TH	61	58	105%
HIHR - Transitional Housing	TH	16	16	100%
HKIPA - Apana Women's Shelter TLP	TH	1	4	25%
HKIPA - Maka`aloa Men's TLP	TH	3	4	75%
HNO - Weinberg Village Waimanalo	TH	24	30	80%
HSI - Kulaokahua Apts (TH for the Elderly)	TH	26	29	90%
HSI - Na Kolea Rooming House (TH for Working Singles)	TH	61	64	95%
KEO - Komohana Group Home TH	TH	2	5	40%
KEO - Mana'olana Transitional Housing	TH	5	8	63%
KWO - Onemalu Transitional Housing	TH	36	40	90%
SHDC - Hale Ulu Pono TH	TH	4	5	80%
USVETS - BP GPD Projects	TH	88	98	90%
WIN - Bridge To Success Halawa TH (formerly Waianae)	TH	20	5	400%
WIN - Bridge To Success Kauai TH	TH	13	9	144%
WIN - Family House Aiea TH	TH	10	8	125%
Totals		859	889	97%

HMIS Census Report - January 2019
Oahu and Neighbor Islands - HIC Facilities

Outreach Program Count

Active as of January 2019

Programs	CoC	Active Count	# Veterans
FLC - Maui Regions 1, 2, 3, 6 - Street Outreach (HPO)	BOS	107	7
FLC - Maui Regions 4, 5 - Street Outreach (HPO)	BOS	51	4
HOPE - Hawaii Regions 1, 8, 9, 10 - Street Outreach (HPO)	BOS	29	3
HOPE - Hawaii Regions 2, 3, 4, 5, 6, 7 - Street Outreach (HPO)	BOS	70	2
HOPE - PATH Street Outreach Program	BOS	16	0
KEO - Kauai All Regions - Street Outreach (HPO)	BOS	74	2
MHK - PATH Street Outreach Program	BOS	2	0
SARMY - Maui Homeless Outreach Program	BOS	5	0
ALEA - Street Outreach Program	Oahu	43	5
HKIPA/WH - YO!	Oahu	2	0
HNP - Hale Na'au Pono AMHD Street Outreach Program	Oahu	1	0
IHS - Oahu Region 1 - Street Outreach (HPO)	Oahu	67	10
IHS - Oahu Region 2 - Street Outreach (HPO)	Oahu	128	13
IHS - Oahu Region 4 - Street Outreach (HPO)	Oahu	112	17
KPHC - Oahu Region 1 - Street Outreach (HPO)	Oahu	26	2
KPHC - Oahu Region 6 - Street Outreach (HPO)	Oahu	14	2
KPHC - PATH Street Outreach Program	Oahu	19	5
KWO - Oahu Region 7 - Street Outreach (HPO)	Oahu	48	4
MHK - Oahu Activity Center Homeless Outreach Program	Oahu	10	1
NALO - Waimanalo Health Center Street Outreach	Oahu	60	4
RYSE - Youth Outreach	Oahu	1	1
USVETS - BP Oahu Region 3 - Street Outreach (HPO)	Oahu	39	5
USVETS - BP Oahu Region 5 - Street Outreach (HPO)	Oahu	96	14
WCCHC - Homeless Outreach Program	Oahu	184	26
TOTAL BY CONTINUUM	Oahu	850	109
TOTAL BY CONTINUUM	BOS	354	18
TOTAL STATEWIDE		1,204	127

Outreach Program Summary	Oahu	BOS	State
February 28, 2018	1,151	581	1,732
March 31, 2018	1,266	574	1,840
April 30, 2018	1,346	606	1,952
May 31, 2018	1,337	621	1,958
June 30, 2018	1,393	635	2,028
July 31, 2018	1,424	656	2,080
August 31, 2018	1,094	684	1,778
September 30, 2018	1,066	602	1,668
October 31, 2018	933	528	1,461
November 30, 2018	1,004	536	1,540
December 31, 2018	1,087	514	1,601
January 31, 2019	850	354	1,204

Consent to Share Data - VI SPDAT Assessments January 2019

HMIS ORGANIZATION - HI 500	No	Yes	Grand Total	% Consent
Family Life Center	0	22	22	100%
HOPE Services Hawaii, Inc.	0	25	25	100%
Ka Hale A Ke Ola, Inc	3	35	38	92%
Kauai Economic Opportunity	1	5	6	83%
Neighborhood Place of Kona/Friends of the Future	0	1	1	100%
USVETS	0	1	1	100%
Women In Need	0	1	1	100%
	4	90	94	96%

Consent to Share Data - VI SPDAT Assessments January 2019

HMIS ORGANIZATION - HI 501	No	Yes	Grand Total	% Consent
ALEA Bridge	0	7	7	100%
Alternative Structures International	1	0	1	0%
CARE Hawaii	0	4	4	100%
Catholic Charities Hawaii	0	2	2	100%
Department of Veterans Affairs	1	12	13	92%
Family Promise of Hawaii	0	1	1	100%
Hale Kipa	2	6	8	75%
Hawaii Health & Harm Reduction Center	0	1	1	100%
Institute for Human Services	5	74	79	94%
Kalihi Palama Health Center	0	4	4	100%
Kealahou West Oahu	1	35	36	97%
Koolauloa Health Center	0	5	5	100%
Mental Health Kokua	7	15	22	68%
Queens's Medical Center	2	7	9	78%
Residential Youth Services & Empowerment	1	13	14	93%
Salvation Army FSO	1	0	1	0%
Shelter of Wisdom	0	4	4	100%
USVETS	2	53	55	96%
Waianae Coast Comprehensive Health Center	0	4	4	100%
Waikiki Health	0	13	13	100%
Waimanalo Health Center	0	5	5	100%
Women In Need	0	7	7	100%
	23	272	295	92%

Summary	Apr-18	May-18	Jun-18	Jul-18	Aug-18	Sep-18	Oct-18	Nov-18	Dec-18	Jan-19
% Consent - HI 500	95%	97%	96%	94%	97%	96%	93%	96%	93%	96%
% Consent - HI 501	88%	93%	93%	91%	90%	90%	92%	91%	89%	92%
State Summary	90%	94%	94%	91%	92%	93%	92%	92%	90%	93%

State Summary	No	Yes	Grand Total	% Consent
January 2019	27	362	389	93%

Consent to Share Data - Statewide BNL Reports as of 02/02/19

Statewide Consent Summary by CES Program

CES Program	No	Yes	TOTAL	% Shared
Oahu Family	96	1205	1301	93%
Oahu Singles	18	1333	1351	99%
Hawaii Family	0	22	22	100%
Hawaii Singles	0	96	96	100%
Kauai Family	3	11	14	79%
Kauai Singles	0	31	31	100%
Maui Family	5	49	54	91%
Maui Singles	0	124	124	100%
TOTAL	122	2871	2993	96%

Oahu	96%
Hawaii	100%
Kauai	93%
Maui	97%

Oahu Consent Summary by Priority Group

Family CES				
	No	Yes	TOTAL	% Shared
PSH P1	5	19	24	79%
PSH P2	10	25	35	71%
PSH P3	10	98	108	91%
PSH P4	16	256	272	94%
PSH P5	8	115	123	93%
RRH P1	11	187	198	94%
RRH P2	9	191	200	96%
RRH P3	21	219	240	91%
TH P3	0	50	50	100%
TH P4	1	19	20	95%
TH P5	0	18	18	100%
TH P6	5	8	13	62%
TOTAL	96	1205	1301	93%

Singles CES				
	No	Yes	TOTAL	% Shared
PSH P1	4	242	246	98%
PSH P2	1	185	186	99%
PSH P3	3	144	147	98%
PSH P4	1	190	191	99%
PSH P5	1	67	68	99%
RRH P1	4	154	158	97%
RRH P2	2	134	136	99%
RRH P3	1	137	138	99%
TH P3	0	48	48	100%
TH P4	1	16	17	94%
TH P5	0	16	16	100%
TH P6	0	0	0	N/A
TOTAL	18	1333	1351	99%

Hawaii Consent Summary by Priority Group

Family CES				
	No	Yes	TOTAL	% Shared
PSH	0	0	0	N/A
RRH	0	14	14	100%
TH	0	8	8	100%
TOTAL	0	22	22	100%

Singles CES				
	No	Yes	TOTAL	% Shared
PSH	0	13	13	100%
RRH	0	51	51	100%
TH	1	46	47	98%
TOTAL	0	96	96	100%

Kauai Consent Summary by Priority Group

Family CES				
	No	Yes	TOTAL	% Shared
PSH	0	0	0	N/A
RRH	1	3	4	75%
TH	2	8	10	80%
TOTAL	3	11	14	79%

Singles CES				
	No	Yes	TOTAL	% Shared
PSH	0	0	0	#DIV/0!
RRH	0	12	12	100%
TH	0	19	19	100%
TOTAL	0	31	31	100%

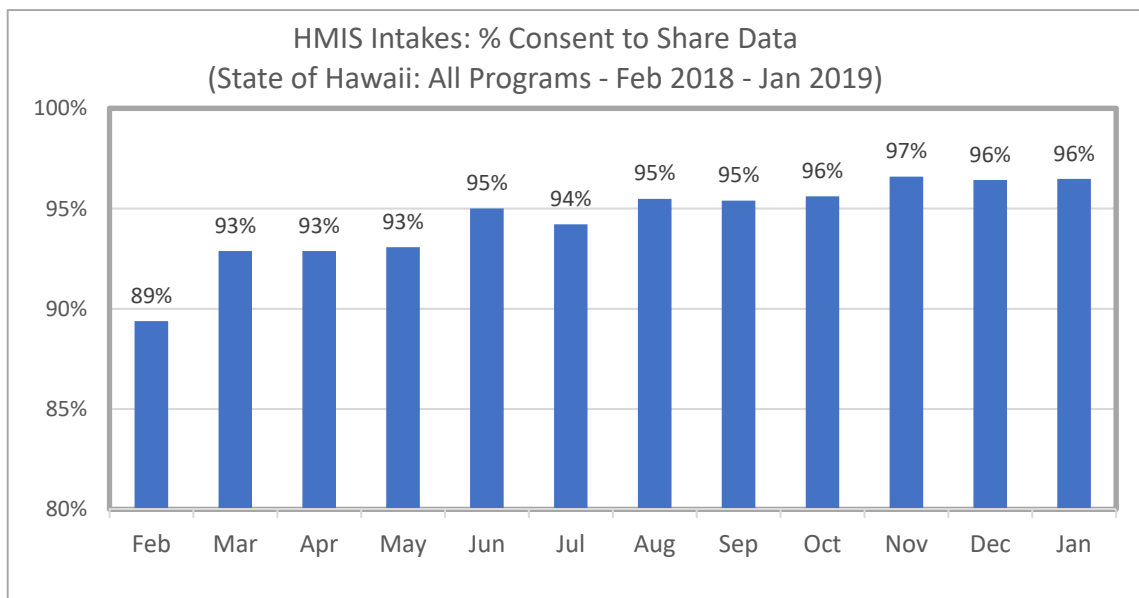
Maui Consent Summary by Priority Group

Family CES				
	No	Yes	TOTAL	% Shared
PSH	0	2	2	100%
RRH	1	15	16	94%
TH	4	32	36	89%
TOTAL	5	49	54	91%

Singles CES				
	No	Yes	TOTAL	% Shared
PSH	0	16	16	100%
RRH	0	43	43	100%
TH	0	65	65	100%
TOTAL	0	124	124	100%

**Consent to Share Data by Program Type
Adult Intakes During January 2019**

Program Types	No	Yes	Grand Total	% Consent
Emergency Shelter (ES)	3	290	293	99%
Homeless Outreach	12	180	192	94%
Homeless Prevention	4	112	116	97%
Permanent Supportive Housing (PSH)		25	25	100%
Rapid Re-Housing (RRH)	6	99	105	94%
Services Only program	1	21	22	95%
Transitional Housing (TH)	4	94	98	96%
Grand Total	30	821	851	96%



**Consent to Share Data by Organization and Program
Adult Intakes During January 2019**

Organization/Program	No	Yes	Grand Total	% Consent
ALEA Bridge		15	15	100%
ALEA - Street Outreach Program		11	11	100%
ALEA - ESG Rapid Rehousing		4	4	100%
Alternative Structures International	2	18	20	90%
ASI - Ohana Ola O Kahumana	2	15	17	88%
ASI - HPO RRH Homeless Prevention		3	3	100%
Catholic Charities Hawaii	5	53	58	91%
CCH - HPP Homeless Prevention	1	17	18	94%
CCH - HPP Rapid Re-housing	3	8	11	73%
CCH - Kakaako Family Assessment Center		2	2	100%
CCH - SHEG NI Homelessness Prevention		8	8	100%
CCH - SHEG NI Rapid Rehousing		2	2	100%

**Consent to Share Data by Organization and Program
Adult Intakes During January 2019**

Organization/Program	No	Yes	Grand Total	% Consent
CCH - SHEG Oahu Homelessness Prevention		6	6	100%
CCH - SSVF Priority 1 Rapid Rehousing		4	4	100%
CCH - City HF Increment III		2	2	100%
CCH - SSVF Priority 1 Homeless Prevention		1	1	100%
CCH - Ma'ili Land Transitional Housing	1	3	4	75%
Family Life Center	3	71	74	96%
FLC - Ho'olanani		9	9	100%
FLC - HPO RRH Rapid Re-Housing		3	3	100%
FLC - Maui Regions 1, 2, 3, 6 - Street Outreach (HPO)	3	24	27	89%
FLC - Maui Regions 4, 5 - Street Outreach (HPO)		14	14	100%
FLC - HPP Maui Homelessness Prevention		6	6	100%
FLC - ESG Kauai Rapid Re-housing		3	3	100%
FLC - HPP Kauai Rapid Re-housing		6	6	100%
FLC - S+C 2		2	2	100%
FLC - S+C 3		3	3	100%
FLC - HPO NI Housing First		1	1	100%
Family Promise of Hawaii	2	5	7	71%
FPH - ESG Rapid Rehousing	2	2	4	50%
FPH - Windward Family Center		3	3	100%
Gregory House Programs		2	2	100%
GHP - HOPWA Gregory House (Competitive TH)		2	2	100%
Hale Kipa		2	2	100%
HKIPA/WH - YO!		2	2	100%
Hawaii Affordable Properties, Inc.		6	6	100%
HAP - Na Kahua Hale O Ulu Wini		6	6	100%
Hawaii Island Home for Recovery		4	4	100%
HIHR - Transitional Housing		4	4	100%
Holomua Na Ohana		5	5	100%
HNO - Weinberg Village Waimanalo		5	5	100%
Honolulu Community Action Program	1	10	11	91%
HCAP - Kumuhonua	1	6	7	86%
HCAP - HPO RRH Rapid Re-Housing		4	4	100%
HOPE Services Hawaii, Inc.	2	54	56	96%
HOPE - East Hawaii Emergency Mens Program ES		6	6	100%
HOPE - Hawaii Regions 2, 3, 4, 5, 6, 7 - Street Outreach (HPO)		11	11	100%
HOPE - Kiheipua		5	5	100%
HOPE - West Hawaii Emergency Housing Program		7	7	100%
HOPE - Hawaii Regions 1, 8, 9, 10 - Street Outreach (HPO)		3	3	100%
HOPE - HPO RRH Homeless Prevention	2	12	14	86%
HOPE - HPO RRH Rapid Re-Housing		1	1	100%
HOPE - Kukui S+C Program		3	3	100%
HOPE - HPO NI Housing First		4	4	100%
HOPE - ESG Rapid Re-housing		2	2	100%
Housing Solutions, Inc.		4	4	100%

**Consent to Share Data by Organization and Program
Adult Intakes During January 2019**

Organization/Program	No	Yes	Grand Total	% Consent
HSI - Kulaokahua Apts (TH for the Elderly)		3	3	100%
HSI - Na Kolea Rooming House		1	1	100%
Institute for Human Services	5	236	241	98%
IHS - Behavioral Health ES		4	4	100%
IHS - ESG Rapid Re-housing		11	11	100%
IHS - Hale Mauliola Program (Sand Island ES)		21	21	100%
IHS - HPO RRH Rapid Re-Housing		7	7	100%
IHS - Kaa`ahi Families ES		2	2	100%
IHS - Kaa`ahi Women's ES		25	25	100%
IHS - Oahu Region 2 - Street Outreach (HPO)	2	31	33	94%
IHS - Oahu Region 4 - Street Outreach (HPO)		10	10	100%
IHS - Sumner Men's ES	1	52	53	98%
IHS - TBH Medical Respite (ES)		15	15	100%
IHS - HPP Rapid Re-housing	1	6	7	86%
IHS - HPO RRH Homeless Prevention	1	18	19	95%
IHS - HPP Homelessness Prevention		32	32	100%
IHS - SPC Home At Last 2010		1	1	100%
IHS - City FY15 Housing First PSH		1	1	100%
Ka Hale A Ke Ola, Inc		77	77	100%
KHAKO - Westside ES		27	27	100%
KHAKO - Westside TH		5	5	100%
KHAKO - Central ES		35	35	100%
KHAKO - Central TH		10	10	100%
Kalihi Palama Health Center		4	4	100%
KPHC - Oahu Region 1 - Street Outreach (HPO)		3	3	100%
KPHC - PATH Street Outreach Program		1	1	100%
Kauai Economic Opportunity	1	28	29	97%
KEO - Kauai All Regions - Street Outreach (HPO)		19	19	100%
KEO - Mana'olana Emergency	1	9	10	90%
Kealahou West Oahu	1	17	18	94%
KWO - Onelau`ena Emergency Shelter		7	7	100%
KWO - Oahu Region 7 - Street Outreach (HPO)	1	6	7	86%
KWO - Onemalu Transitional Housing		4	4	100%
Legal Aid Society of Hawaii	1	23	24	96%
LASH - HPO Legal Services Program	1	21	22	95%
LASH - SSVF Legal Services Program		2	2	100%
Mental Health Kokua		7	7	100%
MHK - Oahu Activity Center Homeless Outreach Program		6	6	100%
MHK - Safe Haven Permanent Supportive Housing		1	1	100%
Residential Youth Services & Empowerment		1	1	100%
RYSE - Youth Outreach		1	1	100%
Salvation Army FSO		8	8	100%
SARMY - FSO HPO RRH Rapid Re-Housing		6	6	100%
SARMY - FSO HPO RRH Homeless Prevention		2	2	100%

**Consent to Share Data by Organization and Program
Adult Intakes During January 2019**

Organization/Program	No	Yes	Grand Total	% Consent
Salvation Army FTS		3	3	100%
SARMY - Ka Ohu Hou O Manoa FTS		3	3	100%
Shelter of Wisdom		7	7	100%
SOW - Great Joy 1		2	2	100%
SOW - Hearts of Joy 2		1	1	100%
SOW - Great Joy 3		1	1	100%
SOW - Streams of Joy 2		2	2	100%
SOW - Great Joy 2		1	1	100%
Steadfast Housing Development Corporation		7	7	100%
SHDC - Oahu Shelter Plus Care Program		6	6	100%
SHDC - Ekolu Group Homes Ahukini (Oahu)		1	1	100%
USVETS	1	107	108	99%
USVETS - BP Ewa HOPTEL		4	4	100%
USVETS - BP GPD Bridge Housing		7	7	100%
USVETS - BP GPD Clinical Treatment		4	4	100%
USVETS - BP GPD Low Demand		4	4	100%
USVETS - BP Oahu Region 3 - Street Outreach (HPO)		9	9	100%
USVETS - BP Pearl City HOPTEL		2	2	100%
USVETS - SSVF Priority 1 Homeless Prevention		2	2	100%
USVETS - SSVF Priority 1 Rapid Re-housing		18	18	100%
USVETS - WCC Emergency Shelter	1	15	16	94%
USVETS - WCC HPO RRH Homeless Prevention		5	5	100%
USVETS - WCC ESG Rapid Re-Housing 2018		6	6	100%
USVETS - BP Oahu Region 5 - Street Outreach (HPO)		14	14	100%
USVETS - BP Hilo HOPTEL Program		1	1	100%
USVETS - WCC HPO RRH Rapid Re-Housing		5	5	100%
USVETS - BP Respite Beds Barbers Point		2	2	100%
USVETS - SSVF Oahu Rapid Re-housing		1	1	100%
USVETS - BP SITH		4	4	100%
USVETS - WCC SITH		2	2	100%
USVETS - WCC HOPTEL		2	2	100%
Waianae Coast Comprehensive Health Center	6	12	18	67%
WCCHC - Homeless Outreach Program	6	12	18	67%
Waikiki Health		28	28	100%
WH - Next Step Emergency Shelter		28	28	100%
Waimanalo Health Center		1	1	100%
NALO - Waimanalo Health Center Street Outreach		1	1	100%
Women In Need		6	6	100%
WIN - Bridge To Success Halawa TH		6	6	100%
Grand Total	30	821	851	96%

Consent to Share Data by Program Type

Active Adults During January 2019

Program Types	No	Yes	Grand Total	% Consent
Emergency Shelter (ES)	39	1,173	1,212	97%
Homeless Outreach	111	1,000	1,111	90%
Homeless Prevention	55	882	937	94%
Permanent Supportive Housing (PSH)	428	807	1,235	65%
Rapid Re-Housing (RRH)	71	1,075	1,146	94%
Services Only program	9	226	235	96%
Transitional Housing (TH)	33	697	730	95%
Grand Total	746	5,860	6,606	89%

Consent to Share Data by Organization and Program

Active Adults During January 2019

Organization/Program	No	Yes	Grand Total	% Consent
ALEA Bridge	1	59	60	98%
ALEA - Street Outreach Program		40	40	100%
ALEA - ESG Rapid Rehousing	1	19	20	95%
Alternative Structures International	19	180	199	90%
ASI - HPO RRH Homeless Prevention	1	30	31	97%
ASI - Leeward CoC PSH		29	29	100%
ASI - Ohana Ola O Kahumana	17	80	97	82%
ASI - ESG Rapid Re-Housing	1	10	11	91%
ASI - HPO RRH Rapid ReHousing		31	31	100%
Catholic Charities Hawaii	53	589	642	92%
CCH - HPO NI Housing First (Kauai)		8	8	100%
CCH - HPO RRH Homeless Prevention (Kauai)		4	4	100%
CCH - HPO RRH Rapid Re-Housing (Kauai)	1	21	22	95%
CCH - HPP Homeless Prevention	13	197	210	94%
CCH - HPP Rapid Re-housing	33	184	217	85%
CCH - Kakaako Family Assessment Center	3	20	23	87%
CCH - Ma'ili Land Transitional Housing	1	19	20	95%
CCH - SHEG NI Homelessness Prevention		39	39	100%
CCH - SHEG NI Rapid Rehousing		14	14	100%
CCH - SHEG Oahu Homelessness Prevention		21	21	100%
CCH - SHEG Oahu Rapid Re-Housing		5	5	100%
CCH - SSVF Priority 1 Homeless Prevention		5	5	100%
CCH - SSVF Priority 1 Rapid Rehousing	1	18	19	95%
CCH - City HF Increment III	1	33	34	97%
CCH - ESG Rapid Re-housing		1	1	100%
Family Life Center	3	356	359	99%
FLC - ESG Kauai Rapid Re-housing		4	4	100%
FLC - ESG Maui Rapid Re-housing		1	1	100%
FLC - Ho'olanani		14	14	100%
FLC - HPO NI Housing First		31	31	100%
FLC - HPO RRH Rapid Re-Housing		22	22	100%
FLC - HPP Kauai Homelessness Prevention		10	10	100%
FLC - HPP Kauai Rapid Re-housing		10	10	100%
FLC - HPP Maui Homelessness Prevention		55	55	100%

Consent to Share Data by Organization and Program

Active Adults During January 2019

Organization/Program	No	Yes	Grand Total	% Consent
FLC - HPP Maui Rapid Re-housing		13	13	100%
FLC - Maui Regions 1, 2, 3, 6 - Street Outreach (HPO)	3	98	101	97%
FLC - Maui Regions 4, 5 - Street Outreach (HPO)		53	53	100%
FLC - Rental Assistance Program (RAP)		1	1	100%
FLC - S+C 1		5	5	100%
FLC - S+C 2		18	18	100%
FLC - S+C 3		11	11	100%
FLC - S+C 6 (Eha split)		6	6	100%
FLC - HPO RRH Homeless Prevention		4	4	100%
Family Promise of Hawaii	4	34	38	89%
FPH - Honolulu Family Center		6	6	100%
FPH - Windward Family Center		8	8	100%
FPH - ESG Rapid Rehousing	4	20	24	83%
Gregory House Programs	47	59	106	56%
GHP - Community Residential Program TH	4	10	14	71%
GHP - ESG Homeless Prevention		11	11	100%
GHP - ESG Rapid Re-Housing		8	8	100%
GHP - HOPWA Formula - PSH TBRA	18	8	26	31%
GHP - HOPWA Gregory House (Competitive TH)		12	12	100%
GHP - HOPWA SPNS - Competitive PSH TBRA	25	10	35	29%
Hale Kipa		6	6	100%
HKIPA - Apana Women's Shelter TLP		1	1	100%
HKIPA - Maka'aloa Men's TLP		3	3	100%
HKIPA/WH - YO!		2	2	100%
Hale Na'au Pono (Wai'anae Coast Community MHC)		1	1	100%
HNP - Hale Na'au Pono AMHD Street Outreach Program		1	1	100%
Hawaii Affordable Properties, Inc.		35	35	100%
HAP - Na Kahua Hale O Ulu Wini		35	35	100%
Hawaii Island Home for Recovery	3	42	45	93%
HIHR - PSH 1	3	13	16	81%
HIHR - PSH 2		1	1	100%
HIHR - PSH 3		5	5	100%
HIHR - PSH 4		4	4	100%
HIHR - Transitional Housing		19	19	100%
Holomua Na Ohana	1	41	42	98%
HNO - Weinberg Village Waimanalo	1	41	42	98%
Honolulu Community Action Program	13	168	181	93%
HCAP - HPO RRH Homeless Prevention	12	51	63	81%
HCAP - HPO RRH Rapid Re-Housing		50	50	100%
HCAP - Kumuhonua	1	67	68	99%
Ho'omau Ke Ola		6	6	100%
HKO - Lahilahi		6	6	100%
HOPE Services Hawaii, Inc.	7	435	442	98%
HOPE - East Hawaii Emergency Mens Program ES		15	15	100%
HOPE - ESG Homelessness Prevention		8	8	100%
HOPE - ESG Rapid Re-housing		5	5	100%
HOPE - Hawaii Regions 1, 8, 9, 10 - Street Outreach (HPO)		23	23	100%

Consent to Share Data by Organization and Program

Active Adults During January 2019

Organization/Program	No	Yes	Grand Total	% Consent
HOPE - Hawaii Regions 2, 3, 4, 5, 6, 7 - Street Outreach (HPO)		51	51	100%
HOPE - HPO NI Housing First		51	51	100%
HOPE - HPO RRH Homeless Prevention	2	29	31	94%
HOPE - HPO RRH Rapid Re-Housing	3	17	20	85%
HOPE - HPP Homelessness Prevention		16	16	100%
HOPE - HPP Rapid Re-housing	2	118	120	98%
HOPE - Kiheipua		22	22	100%
HOPE - Kukui S+C Program		27	27	100%
HOPE - Kuleana House		2	2	100%
HOPE - New Start		4	4	100%
HOPE - PATH Street Outreach Program		17	17	100%
HOPE - West Hawaii Emergency Housing Program		28	28	100%
HOPE - Wilder House		2	2	100%
Housing Solutions, Inc.		93	93	100%
HSI - Kulaokahua Apts (TH for the Elderly)		30	30	100%
HSI - Na Kolea Rooming House		63	63	100%
Institute for Human Services	176	1258	1434	88%
IHS - Behavioral Health ES		11	11	100%
IHS - City FY15 Housing First PSH	20	104	124	84%
IHS - ESG Homelessness Prevention	14	63	77	82%
IHS - ESG Rapid Re-housing	9	81	90	90%
IHS - Hale Mauliola Program (Sand Island ES)	7	89	96	93%
IHS - HOMES Clean & Sober	2	22	24	92%
IHS - HPO RRH Homeless Prevention	1	27	28	96%
IHS - HPO RRH Rapid Re-Housing		21	21	100%
IHS - HPP Homelessness Prevention	4	134	138	97%
IHS - HPP Rapid Re-housing	1	38	39	97%
IHS - Kaa`ahi Families ES	5	33	38	87%
IHS - Kaa`ahi Women's ES	2	80	82	98%
IHS - New PSH 2013 (CoC Funded)	12	17	29	59%
IHS - New Youth Rapid Re-Housing 2016 (NYRRH 2016)	1	25	26	96%
IHS - Oahu Region 1 - Street Outreach (HPO)	4	63	67	94%
IHS - Oahu Region 2 - Street Outreach (HPO)	8	120	128	94%
IHS - Oahu Region 4 - Street Outreach (HPO)	11	100	111	90%
IHS - SPC Home At Last 2010	61	26	87	30%
IHS - SPC Home Sweet Home II	3	12	15	80%
IHS - SPC No Place Like Home	7	12	19	63%
IHS - Sumner Men's ES	4	153	157	97%
IHS - TBH Medical Respite (ES)		27	27	100%
Ka Hale A Ke Ola, Inc	3	271	274	99%
KHAKO - Westside ES	2	79	81	98%
KHAKO - Westside TH		32	32	100%
KHAKO - Central ES	1	114	115	99%
KHAKO - Central TH		46	46	100%
Kalihi Palama Health Center	117	181	298	61%
KPHC - ESG Homelessness Prevention	1	52	53	98%
KPHC - ESG Rapid Re-housing	3	28	31	90%

Consent to Share Data by Organization and Program

Active Adults During January 2019

Organization/Program	No	Yes	Grand Total	% Consent
KPHC - New Beginnings S+C Program	113	44	157	28%
KPHC - Oahu Region 1 - Street Outreach (HPO)		22	22	100%
KPHC - Oahu Region 6 - Street Outreach (HPO)		11	11	100%
KPHC - PATH Street Outreach Program		23	23	100%
KPHC - PATH Services Only Program		1	1	100%
Kauai Economic Opportunity	4	126	130	97%
KEO - Kauai All Regions - Street Outreach (HPO)		52	52	100%
KEO - Komohana Group Home TH		4	4	100%
KEO - Mana'olana Emergency	2	55	57	96%
KEO - Mana'olana Transitional Housing		10	10	100%
KEO - Pa`a Hana PSH	2	1	3	33%
KEO - Lawehana Transitional Housing Program		4	4	100%
Kealahou West Oahu	11	175	186	94%
KWO - Oahu Region 7 - Street Outreach (HPO)	3	28	31	90%
KWO - Onelau`ena Emergency Shelter	3	90	93	97%
KWO - Onemalu Transitional Housing	5	57	62	92%
Legal Aid Society of Hawaii	9	227	236	96%
LASH - HPO Legal Services Program	9	225	234	96%
LASH - SSVF Legal Services Program		2	2	100%
Maui AIDS Foundation	20		20	0%
MAF - HOPWA Formula - PSH TBRA	18		18	0%
MAF - HOPWA Formula STRMU	2		2	0%
Maui Youth Family Services	2		2	0%
MYFS - BCP Homeless Prevention Program	2		2	0%
Mental Health Kokua	5	28	33	85%
MHK - Oahu Activity Center Homeless Outreach Program	1	10	11	91%
MHK - PATH Street Outreach Program	1	1	2	50%
MHK - Safe Haven Permanent Supportive Housing	3	17	20	85%
Residential Youth Services & Empowerment		1	1	100%
RYSE - Youth Outreach		1	1	100%
Salvation Army FSO	3	159	162	98%
SARMY - FSO HPO RRH Homeless Prevention		78	78	100%
SARMY - FSO HPO RRH Rapid Re-Housing	3	73	76	96%
SARMY - FSO Pathway of Hope Transitional Housing		8	8	100%
Salvation Army FTS	2	10	12	83%
SARMY - Ka Ohu Hou O Manoa FTS	2	10	12	83%
Salvation Army Maui	4	1	5	20%
SARMY - Maui Homeless Outreach Program	4	1	5	20%
Shelter of Wisdom	6	53	59	90%
SOW - Great Joy 1		5	5	100%
SOW - Great Joy 2	1	7	8	88%
SOW - Great Joy 3		8	8	100%
SOW - Great Joy 4	1	4	5	80%
SOW - Streams of Joy 1	1	4	5	80%
SOW - Streams of Joy 2	1	14	15	93%
SOW - Hearts of Joy 2	2	11	13	85%

Consent to Share Data by Organization and Program

Active Adults During January 2019

Organization/Program	No	Yes	Grand Total	% Consent
Steadfast Housing Development Corporation	104	133	237	56%
SHDC - Eha S+C	11	14	25	56%
SHDC - Eono S+C		3	3	100%
SHDC - Hale Ulu Pono TH		4	4	100%
SHDC - Kaahale CoC Funded (Kauai)	1	2	3	67%
SHDC - Kalaeloa (Headway House) CoC Funded (Oahu)	13	17	30	57%
SHDC - Kaulana CoC Funded (Maui)	1	1	2	50%
SHDC - Kulalani CoC Funded (Maui)	2	1	3	33%
SHDC - Oahu Shelter Plus Care Program	76	81	157	52%
SHDC - Ekolu Group Homes Ahukini (Oahu)		4	4	100%
SHDC - Ekolu Group Homes Kaukama (Oahu)		2	2	100%
SHDC - Ekolu Group Homes Komo Mai (Oahu)		4	4	100%
USVETS	52	802	854	94%
USVETS - BP Ewa HOPTel		6	6	100%
USVETS - BP GPD Bridge Housing	1	26	27	96%
USVETS - BP GPD Clinical Treatment		22	22	100%
USVETS - BP GPD Low Demand		37	37	100%
USVETS - BP Hilo HOPTel Program		5	5	100%
USVETS - BP HPO Housing First PSH	14	64	78	82%
USVETS - BP Kauai HOPTel Program		4	4	100%
USVETS - BP Leeward PSH		19	19	100%
USVETS - BP Oahu Region 3 - Street Outreach (HPO)		29	29	100%
USVETS - BP Oahu Region 5 - Street Outreach (HPO)		98	98	100%
USVETS - BP Pearl City HOPTel		5	5	100%
USVETS - BP Pearl City Seniors HOPTel		2	2	100%
USVETS - BP Permanent Supportive Housing CoC	5	7	12	58%
USVETS - BP PH2 CHAMPS VET FAMILIES	8	11	19	58%
USVETS - BP Respite Beds Barbers Point		8	8	100%
USVETS - SSVF Priority 1 Homeless Prevention	2	35	37	95%
USVETS - SSVF Priority 1 Rapid Re-housing	3	148	151	98%
USVETS - WCC Emergency Shelter	4	106	110	96%
USVETS - WCC HOPTel		4	4	100%
USVETS - WCC Housing First Increment II (City)	11	84	95	88%
USVETS - WCC HPO RRH Homeless Prevention	1	13	14	93%
USVETS - WCC HPO RRH Rapid Re-Housing	1	31	32	97%
USVETS - WCC ESG Rapid Re-Housing 2018	1	30	31	97%
USVETS - SSVF Oahu Rapid Re-housing	1	2	3	67%
USVETS - WCC SITH		2	2	100%
USVETS - BP SITH		4	4	100%
WCCHC - Homeless Outreach Program	75	115	190	61%
WH - Next Step Emergency Shelter		136	136	100%
NALO - Waimanalo Health Center Street Outreach	1	39	40	98%
Women In Need	1	41	42	98%
WIN - Bridge To Success Kauai TH		14	14	100%
WIN - Family House Aiea TH	1	7	8	88%
WIN - Bridge To Success Halawa TH		20	20	100%
Grand Total	746	5860	6606	89%

**Length of Stay by Program Type - Statewide
Exits During January 2019**

Program Type	# Exits in January	Average Days to Exit
Emergency Shelter (ES)	395	123
Homeless Outreach	233	100
Homeless Prevention	238	109
Permanent Supportive Housing (PSH)	19	1369
Rapid Re-Housing (RRH)	220	220
Services Only program	29	208
Transitional Housing (TH)	124	290
Grand Total	1258	170

**Length of Stay by County and Program Type
Exits During January 2019**

County/Program Type	# Exits in January	Average Days to Exit
Hawaii	172	146
Emergency Shelter (ES)	45	62
Homeless Outreach	36	91
Homeless Prevention	17	48
Permanent Supportive Housing (PSH)	2	1066
Rapid Re-Housing (RRH)	68	224
Transitional Housing (TH)	4	226
Kauai	92	164
Emergency Shelter (ES)	43	112
Homeless Outreach	15	165
Homeless Prevention	8	50
Rapid Re-Housing (RRH)	13	181
Transitional Housing (TH)	13	389
Maui	274	127
Emergency Shelter (ES)	100	198
Homeless Outreach	62	68
Homeless Prevention	70	91
Rapid Re-Housing (RRH)	21	138
Transitional Housing (TH)	21	68
Oahu	720	194
Emergency Shelter (ES)	207	103
Homeless Outreach	120	112
Homeless Prevention	143	129
Permanent Supportive Housing (PSH)	17	1405
Rapid Re-Housing (RRH)	118	236
Services Only program	29	208
Transitional Housing (TH)	86	332
Grand Total	1258	170

**Length of Stay by Organization and Program
Exits During January 2019**

Organization/Program	# Exits in October	Average Days to Exit
Alternative Structures International	35	411
ASI - Ohana Ola O Kahumana	22	406
ASI - HPO RRH Rapid ReHousing	13	420
Catholic Charities Hawaii	203	163
CCH - HPP Rapid Re-housing	55	248
CCH - Kakaako Family Assessment Center	5	45
CCH - SHEG NI Homelessness Prevention	13	29
CCH - SHEG Oahu Homelessness Prevention	10	82
CCH - HPP Homeless Prevention	97	147
CCH - SHEG NI Rapid Rehousing	4	67
CCH - Ma'ili Land Transitional Housing	7	165
CCH - City HF Increment III	1	134
CCH - SSVF Priority 1 Homeless Prevention	5	77
CCH - HPO RRH Rapid Re-Housing (Kauai)	6	317
Family Life Center	171	84
FLC - Ho'olanani	5	65
FLC - HPP Maui Homelessness Prevention	63	87
FLC - Maui Regions 1, 2, 3, 6 - Street Outreach (HPO)	48	65
FLC - Maui Regions 4, 5 - Street Outreach (HPO)	13	77
FLC - HPO RRH Rapid Re-Housing	7	149
FLC - ESG Kauai Rapid Re-housing	5	0
FLC - HPP Maui Rapid Re-housing	13	128
FLC - HPP Kauai Rapid Re-housing	2	226
FLC - HPO RRH Homeless Prevention	7	133
FLC - HPP Kauai Homelessness Prevention	8	50
Family Promise of Hawaii	7	98
FPH - Honolulu Family Center	7	98
Gregory House Programs	3	360
GHP - Community Residential Program TH	3	360
Hawaii Island Home for Recovery	4	226
HIHR - Transitional Housing	4	226
Holomua Na Ohana	18	452
HNO - Weinberg Village Waimanalo	18	452
Honolulu Community Action Program	7	268
HCAP - Kumuhonua	5	255
HCAP - HPO RRH Rapid Re-Housing	2	300
HOPE Services Hawaii, Inc.	148	146
HOPE - East Hawaii Emergency Mens Program ES	8	44
HOPE - Hawaii Regions 1, 8, 9, 10 - Street Outreach (HPO)	1	364
HOPE - Hawaii Regions 2, 3, 4, 5, 6, 7 - Street Outreach (HPO)	31	60
HOPE - HPP Rapid Re-housing	59	242
HOPE - Kiheipua	21	70
HOPE - West Hawaii Emergency Housing Program	14	61
HOPE - HPO RRH Homeless Prevention	2	0
HOPE - Kukui S+C Program	1	171
HOPE - HPO RRH Rapid Re-Housing	5	133

**Length of Stay by Organization and Program
Exits During January 2019**

Organization/Program	# Exits in October	Average Days to Exit
HOPE - PATH Street Outreach Program	4	264
HOPE - HPP Homelessness Prevention	2	217
Housing Solutions, Inc.	7	439
HSI - Kulaokahua Apts (TH for the Elderly)	3	630
HSI - Na Kolea Rooming House	4	296
Institute for Human Services	137	176
IHS - Behavioral Health ES	4	55
IHS - Kaa`ahi Families ES	5	118
IHS - Kaa`ahi Women's ES	20	58
IHS - Sumner Men's ES	41	112
IHS - TBH Medical Respite (ES)	15	34
IHS - Hale Mauiola Program (Sand Island ES)	21	60
IHS - Oahu Region 1 - Street Outreach (HPO)	1	111
IHS - HPO RRH Homeless Prevention	4	15
IHS - HPO RRH Rapid Re-Housing	1	101
IHS - Oahu Region 2 - Street Outreach (HPO)	3	161
IHS - HPP Homelessness Prevention	8	184
IHS - SPC Home At Last 2010	4	2578
IHS - City FY15 Housing First PSH	2	1100
IHS - ESG Rapid Re-housing	1	5
IHS - HPP Rapid Re-housing	5	5
IHS - ESG Homelessness Prevention	1	495
IHS - New PSH 2013 (CoC Funded)	1	543
Ka Hale A Ke Ola, Inc	116	180
KHAKO - Westside ES	43	178
KHAKO - Central ES	52	227
KHAKO - Central TH	17	61
KHAKO - Westside TH	4	97
Kalihi Palama Health Center	3	1412
KPHC - PATH Street Outreach Program	2	165
KPHC - New Beginnings S+C Program	1	3906
Kauai Economic Opportunity	66	170
KEO - Mana'olana Emergency	42	113
KEO - Kauai All Regions - Street Outreach (HPO)	15	165
KEO - Mana'olana Transitional Housing	1	184
KEO - Kome Transitional Housing Program	7	518
KEO - Komohana Group Home TH	1	210
Kealahou West Oahu	79	120
KWO - Onelau`ena Emergency Shelter	10	282
KWO - Oahu Region 7 - Street Outreach (HPO)	62	58
KWO - Onemalu Transitional Housing	7	442
Legal Aid Society of Hawaii	29	208
LASH - HPO Legal Services Program	29	208
Mental Health Kookia	3	151
MHK - PATH Street Outreach Program	1	90
MHK - Safe Haven Permanent Supportive Housing	2	182

**Length of Stay by Organization and Program
Exits During January 2019**

Organization/Program	# Exits in October	Average Days to Exit
Salvation Army FSO	12	314
SARMY - FSO HPO RRH Homeless Prevention	3	19
SARMY - FSO HPO RRH Rapid Re-Housing	9	413
Shelter of Wisdom	3	250
SOW - Streams of Joy 2	1	284
SOW - Great Joy 4	1	153
SOW - Great Joy 2	1	312
Steadfast Housing Development Corporation	5	1474
SHDC - Oahu Shelter Plus Care Program	3	1797
SHDC - Kalaeloa (Headway House) CoC Funded (Oahu)	1	20
SHDC - Eono S+C	1	1960
USVETS	123	124
USVETS - BP Ewa HOPTel	3	18
USVETS - BP GPD Bridge Housing	2	32
USVETS - BP GPD Clinical Treatment	2	218
USVETS - BP GPD Low Demand	7	120
USVETS - SSVF Priority 1 Homeless Prevention	1	159
USVETS - SSVF Priority 1 Rapid Re-housing	23	146
USVETS - WCC Emergency Shelter	42	144
USVETS - WCC HPO RRH Homeless Prevention	14	50
USVETS - BP Pearl City HOPTel	3	110
USVETS - WCC HPO RRH Rapid Re-Housing	7	101
USVETS - BP Hilo HOPTel Program	2	58
USVETS - BP Respite Beds Barbers Point	2	136
USVETS - BP Kauai HOPTel Program	1	41
USVETS - BP Oahu Region 5 - Street Outreach (HPO)	2	166
USVETS - BP Oahu Region 3 - Street Outreach (HPO)	6	72
USVETS - WCC ESG Rapid Re-Housing 2018	2	114
USVETS - BP SITH	1	6
USVETS - BP Leeward PSH	1	359
USVETS - SSVF Priority 2 Rapid Re-housing	1	187
USVETS - BP HPO Housing First PSH	1	649
Waianae Coast Comprehensive Health Center	42	191
WCCHC - Homeless Outreach Program	42	191
Waikiki Health	26	72
WH - Next Step Emergency Shelter	26	72
Waimanalo Health Center	2	69
NALO - Waimanalo Health Center Street Outreach	2	69
Women In Need	9	163
WIN - Family House Aiea TH	2	123
WIN - Bridge To Success Halawa TH	3	61
WIN - Bridge To Success Kauai TH	4	260
Grand Total	1258	170

Timeliness Report - January 2019 (Intakes)
Date Range: 1/1/2019 - 1/31/2019

Average Days Taken to Input Enrollments (clients enrolled during reporting period)			
Program Name	Program Type	Clients Enrolled	Avg Days to Input
Hawaii County VI SPDAT v2 Family	Coordinated Assessment	37	4.38
Hawaii County VI SPDAT v2 Individual	Coordinated Assessment	22	1.27
Kauai County VI SPDAT v2 Family	Coordinated Assessment	4	0.00
Kauai County VI SPDAT v2 Individual	Coordinated Assessment	9	1.11
Maui County VI SPDAT v2 Family	Coordinated Assessment	35	0.26
Maui County VI SPDAT v2 Individual	Coordinated Assessment	51	0.71
Oahu County VI SPDAT v2 Family	Coordinated Assessment	217	1.62
Oahu County VI SPDAT v2 Individual	Coordinated Assessment	223	1.46
Oahu County VI SPDAT v2 TAY	Coordinated Assessment	20	0.00
CCH - Kakaako Family Assessment Center	Emergency Shelter (ES)	4	0.00
FLC - Ho'olanani	Emergency Shelter (ES)	14	0.50
FPH - Windward Family Center	Emergency Shelter (ES)	6	4.00
HOPE - East Hawaii Emergency Mens Program ES	Emergency Shelter (ES)	8	1.38
HOPE - Kiheipua	Emergency Shelter (ES)	9	3.89
HOPE - West Hawaii Emergency Housing Program	Emergency Shelter (ES)	7	1.00
IHS - Behavioral Health ES	Emergency Shelter (ES)	4	0.00
IHS - Hale Mauliola Program (Sand Island ES)	Emergency Shelter (ES)	22	1.09
IHS - Kaa`ahi Families ES	Emergency Shelter (ES)	6	0.00
IHS - Kaa`ahi Women's ES	Emergency Shelter (ES)	26	0.00
IHS - Sumner Men's ES	Emergency Shelter (ES)	55	1.56
IHS - TBH Medical Respite (ES)	Emergency Shelter (ES)	15	0.20
KEO - Mana'olana Emergency	Emergency Shelter (ES)	13	2.69
KHAKO - Central ES	Emergency Shelter (ES)	52	0.40
KHAKO - Westside ES	Emergency Shelter (ES)	37	0.00
KWO - Onelau`ena Emergency Shelter	Emergency Shelter (ES)	13	3.69
SOW - Great Joy 1	Emergency Shelter (ES)	2	9.50
SOW - Great Joy 2	Emergency Shelter (ES)	1	1.00
SOW - Great Joy 3	Emergency Shelter (ES)	1	14.00
SOW - Hearts of Joy 2	Emergency Shelter (ES)	1	18.00
SOW - Streams of Joy 2	Emergency Shelter (ES)	2	13.50
USVETS - BP Ewa HOPTel	Emergency Shelter (ES)	4	0.50
USVETS - BP Hilo HOPTel Program	Emergency Shelter (ES)	1	1.00
USVETS - BP Kauai HOPTel Program	Emergency Shelter (ES)	1	0.00
USVETS - BP Pearl City HOPTel	Emergency Shelter (ES)	2	0.00
USVETS - BP Respite Beds Barbers Point	Emergency Shelter (ES)	2	0.00
USVETS - WCC Emergency Shelter	Emergency Shelter (ES)	29	6.90
USVETS - WCC HOPTel	Emergency Shelter (ES)	2	4.50
WH - Next Step Emergency Shelter	Emergency Shelter (ES)	30	5.17
ASI - HPO RRH Homeless Prevention	Homelessness Prevention	8	0.00
CCH - HPP Homeless Prevention	Homelessness Prevention	49	1.71
CCH - SHEG NI Homelessness Prevention	Homelessness Prevention	11	1.09
CCH - SHEG Oahu Homelessness Prevention	Homelessness Prevention	7	1.00
CCH - SSVF Priority 1 Homeless Prevention	Homelessness Prevention	1	0.00

Timeliness Report - January 2019 (Intakes)
Date Range: 1/1/2019 - 1/31/2019

Average Days Taken to Input Enrollments (clients enrolled during reporting period)			
Program Name	Program Type	Clients Enrolled	Avg Days to Input
FLC - HPP Maui Homelessness Prevention	Homelessness Prevention	16	0.69
HOPE - HPO RRH Homeless Prevention	Homelessness Prevention	27	7.52
IHS - HPO RRH Homeless Prevention	Homelessness Prevention	24	1.17
IHS - HPP Homelessness Prevention	Homelessness Prevention	87	2.07
SARMY - FSO HPO RRH Homeless Prevention	Homelessness Prevention	3	0.00
USVETS - SSVF Priority 1 Homeless Prevention	Homelessness Prevention	2	1.00
USVETS - WCC HPO RRH Homeless Prevention	Homelessness Prevention	6	0.00
CCH - City HF Increment III	PH - Permanent Supportive Housing	7	4.43
CCH - HPO Villages of Maili Bridge Housing (CLOSED)	PH - Permanent Supportive Housing	1	0.00
FLC - HPO NI Housing First	PH - Permanent Supportive Housing	1	3.00
FLC - S+C 2	PH - Permanent Supportive Housing	2	35.00
FLC - S+C 3	PH - Permanent Supportive Housing	6	10.33
HOPE - HPO NI Housing First	PH - Permanent Supportive Housing	4	13.75
HOPE - Kukui S+C Program	PH - Permanent Supportive Housing	3	11.67
IHS - City FY15 Housing First PSH	PH - Permanent Supportive Housing	1	14.00
IHS - SPC Home At Last 2010	PH - Permanent Supportive Housing	1	5.00
MHK - Safe Haven Permanent Supportive Housing	PH - Permanent Supportive Housing	1	11.00
SHDC - Ekolu Group Homes Ahukini (Oahu)	PH - Permanent Supportive Housing	1	0.00
SHDC - Oahu Shelter Plus Care Program	PH - Permanent Supportive Housing	6	2.00
ALEA - ESG Rapid Rehousing	PH - Rapid Re-Housing	7	5.86
ASI - HPO RRH Rapid ReHousing	PH - Rapid Re-Housing	2	12.00
CCH - HPP Rapid Re-housing	PH - Rapid Re-Housing	23	0.91
CCH - SHEG NI Rapid Rehousing	PH - Rapid Re-Housing	7	3.00
CCH - SSVF Priority 1 Rapid Rehousing	PH - Rapid Re-Housing	4	1.00
FLC - ESG Kauai Rapid Re-housing	PH - Rapid Re-Housing	10	3.00
FLC - HPO RRH Rapid Re-Housing	PH - Rapid Re-Housing	9	5.00
FLC - HPP Kauai Rapid Re-housing	PH - Rapid Re-Housing	16	0.25
FPH - ESG Rapid Rehousing	PH - Rapid Re-Housing	11	1.64
HCAP - HPO RRH Rapid Re-Housing	PH - Rapid Re-Housing	4	0.25
HOPE - ESG Rapid Re-housing	PH - Rapid Re-Housing	2	5.00
HOPE - HPO RRH Rapid Re-Housing	PH - Rapid Re-Housing	5	11.00
HOPE - HPP Rapid Re-housing	PH - Rapid Re-Housing	2	8.00
IHS - ESG Rapid Re-housing	PH - Rapid Re-Housing	11	1.18
IHS - HPO RRH Rapid Re-Housing	PH - Rapid Re-Housing	7	2.29
IHS - HPP Rapid Re-housing	PH - Rapid Re-Housing	21	0.19
SARMY - FSO HPO RRH Rapid Re-Housing	PH - Rapid Re-Housing	6	2.00
USVETS - SSVF Oahu Rapid Re-housing	PH - Rapid Re-Housing	1	0.00
USVETS - SSVF Priority 1 Rapid Re-housing	PH - Rapid Re-Housing	24	4.17
USVETS - WCC ESG Rapid Re-Housing 2018	PH - Rapid Re-Housing	15	3.67
USVETS - WCC HPO RRH Rapid Re-Housing	PH - Rapid Re-Housing	11	0.18
LASH - HPO Legal Services Program	Services Only	28	0.14
ALEA - Street Outreach Program	Street Outreach	14	6.14
FLC - Maui Regions 1, 2, 3, 6 - Street Outreach (HPO)	Street Outreach	48	1.19

Timeliness Report - January 2019 (Intakes)
Date Range: 1/1/2019 - 1/31/2019

Average Days Taken to Input Enrollments (clients enrolled during reporting period)			
Program Name	Program Type	Clients Enrolled	Avg Days to Input
FLC - Maui Regions 4, 5 - Street Outreach (HPO)	Street Outreach	21	1.57
HKIPA/WH - YO!	Street Outreach	2	0.00
HOPE - Hawaii Regions 1, 8, 9, 10 - Street Outreach (HPO)	Street Outreach	8	1.00
HOPE - Hawaii Regions 2, 3, 4, 5, 6, 7 - Street Outreach (HPO)	Street Outreach	29	2.10
IHS - Oahu Region 2 - Street Outreach (HPO)	Street Outreach	36	0.50
IHS - Oahu Region 4 - Street Outreach (HPO)	Street Outreach	11	2.64
KEO - Kauai All Regions - Street Outreach (HPO)	Street Outreach	33	2.18
KPHC - Oahu Region 1 - Street Outreach (HPO)	Street Outreach	7	2.14
KPHC - PATH Street Outreach Program	Street Outreach	1	7.00
KWO - Oahu Region 7 - Street Outreach (HPO)	Street Outreach	31	8.58
LASH - SSVF Legal Services Program	Street Outreach	2	0.00
MHK - Oahu Activity Center Homeless Outreach Program	Street Outreach	6	0.00
NALO - Waimanalo Health Center Street Outreach	Street Outreach	2	6.00
RYSE - Youth Outreach	Street Outreach	1	0.00
USVETS - BP Oahu Region 3 - Street Outreach (HPO)	Street Outreach	20	1.65
USVETS - BP Oahu Region 5 - Street Outreach (HPO)	Street Outreach	16	1.88
WCCHC - Homeless Outreach Program	Street Outreach	19	11.05
ASI - Ohana Ola O Kahumana	Transitional Housing (TH)	43	3.02
CCH - Ma'ili Land Transitional Housing	Transitional Housing (TH)	8	0.63
GHP - HOPWA Gregory House (Competitive TH)	Transitional Housing (TH)	2	2.50
HAP - Na Kahua Hale O Ulu Wini	Transitional Housing (TH)	11	0.00
HCAP - Kumuhonua	Transitional Housing (TH)	7	0.14
HIHR - Transitional Housing	Transitional Housing (TH)	4	16.00
HNO - Weinberg Village Waimanalo	Transitional Housing (TH)	10	0.00
HSI - Kulaokahua Apts (TH for the Elderly)	Transitional Housing (TH)	3	0.00
HSI - Na Kolea Rooming House	Transitional Housing (TH)	1	0.00
KHAKE - Central TH	Transitional Housing (TH)	15	0.00
KHAKE - Westside TH	Transitional Housing (TH)	15	9.33
KWO - Onemalu Transitional Housing	Transitional Housing (TH)	14	1.14
SARMY - Ka Ohu Hou O Manoa FTS	Transitional Housing (TH)	3	28.33
USVETS - BP GPD Bridge Housing	Transitional Housing (TH)	8	0.63
USVETS - BP GPD Clinical Treatment	Transitional Housing (TH)	4	0.50
USVETS - BP GPD Low Demand	Transitional Housing (TH)	4	0.50
USVETS - BP SITH	Transitional Housing (TH)	4	0.50
USVETS - WCC SITH	Transitional Housing (TH)	2	2.00
WIN - Bridge To Success Halawa TH	Transitional Housing (TH)	7	0.86
TEST Prevention - Family		1	0.00
TEST Prevention - Individual		4	0.00
Aggregates		1965	2.24

Timeliness Report - January 2019 (Exits)

Date Range: 1/1/2019 - 1/31/2019

Average Days Taken to Exit Enrollments (clients exited during reporting period)			
Program Name	Program Type	Total Exited Clients	Avg Days to Exit
Hawaii County VI SPDAT v2 Family	Coordinated Assessment	55	5.22
Hawaii County VI SPDAT v2 Individual	Coordinated Assessment	41	2.76
Hawaii County VI SPDAT v2 TAY	Coordinated Assessment	1	4.00
Kauai County VI SPDAT v2 Family	Coordinated Assessment	9	0.22
Kauai County VI SPDAT v2 Individual	Coordinated Assessment	6	2.33
Maui County VI SPDAT v2 Family	Coordinated Assessment	33	0.18
Maui County VI SPDAT v2 Individual	Coordinated Assessment	36	0.69
Oahu County VI SPDAT v2 Family	Coordinated Assessment	44	2.64
Oahu County VI SPDAT v2 Individual	Coordinated Assessment	26	1.23
CCH - Kakaako Family Assessment Center	Emergency Shelter (ES)	4	5.00
FLC - Ho'olanani	Emergency Shelter (ES)	5	0.00
FPH - Honolulu Family Center	Emergency Shelter (ES)	6	3.00
HOPE - East Hawaii Emergency Mens Program ES	Emergency Shelter (ES)	8	2.88
HOPE - Kiheipua	Emergency Shelter (ES)	21	1.29
HOPE - West Hawaii Emergency Housing Program	Emergency Shelter (ES)	14	0.43
IHS - Behavioral Health ES	Emergency Shelter (ES)	5	1.00
IHS - Hale Mauiola Program (Sand Island ES)	Emergency Shelter (ES)	22	0.95
IHS - Kaa`ahi Families ES	Emergency Shelter (ES)	5	0.00
IHS - Kaa`ahi Women's ES	Emergency Shelter (ES)	22	0.00
IHS - Sumner Men's ES	Emergency Shelter (ES)	44	9.02
IHS - TBH Medical Respite (ES)	Emergency Shelter (ES)	15	3.53
KEO - Mana'olana Emergency	Emergency Shelter (ES)	44	0.25
KHAKO - Central ES	Emergency Shelter (ES)	54	2.78
KHAKO - Westside ES	Emergency Shelter (ES)	41	7.34
KWO - Onelau`ena Emergency Shelter	Emergency Shelter (ES)	9	1.33
SOW - Great Joy 2	Emergency Shelter (ES)	1	9.00
SOW - Great Joy 4	Emergency Shelter (ES)	1	21.00
SOW - Streams of Joy 2	Emergency Shelter (ES)	1	21.00
USVETS - BP Ewa HOPTEL	Emergency Shelter (ES)	3	0.00
USVETS - BP Hilo HOPTEL Program	Emergency Shelter (ES)	2	0.50
USVETS - BP Kauai HOPTEL Program	Emergency Shelter (ES)	1	1.00
USVETS - BP Pearl City HOPTEL	Emergency Shelter (ES)	3	1.00
USVETS - BP Respite Beds Barbers Point	Emergency Shelter (ES)	2	0.00
USVETS - WCC Emergency Shelter	Emergency Shelter (ES)	48	2.98
USVETS - WCC HOPTEL	Emergency Shelter (ES)	1	5.00
WH - Next Step Emergency Shelter	Emergency Shelter (ES)	26	2.73
CCH - HPP Homeless Prevention	Homelessness Prevention	109	10.60
CCH - SHEG NI Homelessness Prevention	Homelessness Prevention	13	0.00
CCH - SHEG Oahu Homelessness Prevention	Homelessness Prevention	10	0.00
CCH - SSVF Priority 1 Homeless Prevention	Homelessness Prevention	5	4.80
FLC - HPO RRH Homeless Prevention	Homelessness Prevention	7	0.71
FLC - HPP Kauai Homelessness Prevention	Homelessness Prevention	8	0.00
FLC - HPP Maui Homelessness Prevention	Homelessness Prevention	63	0.08
HOPE - HPO RRH Homeless Prevention	Homelessness Prevention	2	11.00
HOPE - HPP Homelessness Prevention	Homelessness Prevention	2	0.00
IHS - ESG Homelessness Prevention	Homelessness Prevention	1	0.00
IHS - HPO RRH Homeless Prevention	Homelessness Prevention	4	0.00
IHS - HPP Homelessness Prevention	Homelessness Prevention	8	0.00
SARMY - FSO HPO RRH Homeless Prevention	Homelessness Prevention	3	0.00

Timeliness Report - January 2019 (Exits)

Date Range: 1/1/2019 - 1/31/2019

Average Days Taken to Exit Enrollments (clients exited during reporting period)			
Program Name	Program Type	Total Exited Clients	Avg Days to Exit
USVETS - SSVF Priority 1 Homeless Prevention	Homelessness Prevention	1	13.00
USVETS - WCC HPO RRH Homeless Prevention	Homelessness Prevention	14	0.00
HOPE - HPO NI Housing First	PH - Permanent Supportive Housing	1	0.00
HOPE - Kukui S+C Program	PH - Permanent Supportive Housing	1	0.00
IHS - City FY15 Housing First PSH	PH - Permanent Supportive Housing	2	0.00
IHS - New PSH 2013 (CoC Funded)	PH - Permanent Supportive Housing	1	0.00
IHS - SPC Home At Last 2010	PH - Permanent Supportive Housing	4	10.75
KPHC - New Beginnings S+C Program	PH - Permanent Supportive Housing	1	0.00
MHK - Safe Haven Permanent Supportive Housing	PH - Permanent Supportive Housing	2	7.00
SHDC - Eono S+C	PH - Permanent Supportive Housing	1	0.00
SHDC - Kalaeloa (Headway House) CoC Funded (Oahu)	PH - Permanent Supportive Housing	1	1.00
SHDC - Oahu Shelter Plus Care Program	PH - Permanent Supportive Housing	2	0.00
USVETS - BP HPO Housing First PSH	PH - Permanent Supportive Housing	1	4.00
USVETS - WCC Housing First Increment II (City)	PH - Permanent Supportive Housing	3	8.00
ASI - HPO RRH Rapid ReHousing	PH - Rapid Re-Housing	13	0.00
CCH - HPO RRH Rapid Re-Housing (Kauai)	PH - Rapid Re-Housing	6	0.00
CCH - HPP Rapid Re-housing	PH - Rapid Re-Housing	55	1.15
CCH - SHEG NI Rapid Rehousing	PH - Rapid Re-Housing	4	0.25
FLC - ESG Kauai Rapid Re-housing	PH - Rapid Re-Housing	4	2.00
FLC - HPO RRH Rapid Re-Housing	PH - Rapid Re-Housing	12	0.00
FLC - HPP Kauai Rapid Re-housing	PH - Rapid Re-Housing	2	0.00
FLC - HPP Maui Rapid Re-housing	PH - Rapid Re-Housing	13	2.69
HCAP - HPO RRH Rapid Re-Housing	PH - Rapid Re-Housing	2	0.00
HOPE - HPO RRH Rapid Re-Housing	PH - Rapid Re-Housing	5	0.00
HOPE - HPP Rapid Re-housing	PH - Rapid Re-Housing	59	4.15
IHS - ESG Rapid Re-housing	PH - Rapid Re-Housing	1	0.00
IHS - HPP Rapid Re-housing	PH - Rapid Re-Housing	12	4.67
SARMY - FSO HPO RRH Rapid Re-Housing	PH - Rapid Re-Housing	9	0.00
USVETS - SSVF Priority 1 Rapid Re-housing	PH - Rapid Re-Housing	22	7.32
USVETS - SSVF Priority 2 Rapid Re-housing	PH - Rapid Re-Housing	1	0.00
USVETS - WCC ESG Rapid Re-Housing 2018	PH - Rapid Re-Housing	2	0.00
USVETS - WCC HPO RRH Rapid Re-Housing	PH - Rapid Re-Housing	7	0.00
CARE - Care Hawaii AMHD Services Only Program	Services Only	1	0.00
LASH - HPO Legal Services Program	Services Only	35	0.00
ALEA - Street Outreach Program	Street Outreach	6	0.00
FLC - Maui Regions 1, 2, 3, 6 - Street Outreach (HPO)	Street Outreach	53	0.36
FLC - Maui Regions 4, 5 - Street Outreach (HPO)	Street Outreach	18	0.11
HOPE - Hawaii Regions 1, 8, 9, 10 - Street Outreach (HPO)	Street Outreach	8	4.13
HOPE - Hawaii Regions 2, 3, 4, 5, 6, 7 - Street Outreach (HPO)	Street Outreach	39	3.85
HOPE - PATH Street Outreach Program	Street Outreach	5	4.40
IHS - Oahu Region 1 - Street Outreach (HPO)	Street Outreach	15	10.40
IHS - Oahu Region 2 - Street Outreach (HPO)	Street Outreach	21	14.38
KEO - Kauai All Regions - Street Outreach (HPO)	Street Outreach	33	11.36
KPHC - Oahu Region 1 - Street Outreach (HPO)	Street Outreach	17	16.53
KPHC - Oahu Region 6 - Street Outreach (HPO)	Street Outreach	2	5.50
KPHC - PATH Street Outreach Program	Street Outreach	10	1.50
KWO - Oahu Region 7 - Street Outreach (HPO)	Street Outreach	63	5.48
MHK - Oahu Activity Center Homeless Outreach Program	Street Outreach	6	0.00
MHK - PATH Street Outreach Program	Street Outreach	2	0.00

Timeliness Report - January 2019 (Exits)

Date Range: 1/1/2019 - 1/31/2019

Average Days Taken to Exit Enrollments (clients exited during reporting period)			
Program Name	Program Type	Total Exited Clients	Avg Days to Exit
NALO - Waimanalo Health Center Street Outreach	Street Outreach	2	0.00
USVETS - BP Oahu Region 3 - Street Outreach (HPO)	Street Outreach	21	1.24
USVETS - BP Oahu Region 5 - Street Outreach (HPO)	Street Outreach	3	6.67
WCCHC - Homeless Outreach Program	Street Outreach	58	0.00
ASI - Ohana Ola O Kahumana	Transitional Housing (TH)	27	0.81
CCH - Ma'ili Land Transitional Housing	Transitional Housing (TH)	7	0.71
GHP - Community Residential Program TH	Transitional Housing (TH)	3	18.33
GHP - HOPWA Gregory House (Competitive TH)	Transitional Housing (TH)	1	23.00
HCAP - Kumuhonua	Transitional Housing (TH)	5	0.00
HIHR - Transitional Housing	Transitional Housing (TH)	4	11.50
HNO - Weinberg Village Waimanalo	Transitional Housing (TH)	18	3.33
HSI - Kulaokahua Apts (TH for the Elderly)	Transitional Housing (TH)	3	0.33
HSI - Na Kolea Rooming House	Transitional Housing (TH)	4	2.00
KEO - Kome Transitional Housing Program	Transitional Housing (TH)	7	14.00
KEO - Komohana Group Home TH	Transitional Housing (TH)	1	5.00
KEO - Mana'olana Transitional Housing	Transitional Housing (TH)	1	0.00
KHAKO - Central TH	Transitional Housing (TH)	17	1.12
KHAKO - Westside TH	Transitional Housing (TH)	3	5.33
KWO - Onemalu Transitional Housing	Transitional Housing (TH)	6	0.00
USVETS - BP GPD Bridge Housing	Transitional Housing (TH)	3	0.67
USVETS - BP GPD Clinical Treatment	Transitional Housing (TH)	2	0.50
USVETS - BP GPD Low Demand	Transitional Housing (TH)	7	0.71
USVETS - BP SITH	Transitional Housing (TH)	1	4.00
WIN - Bridge To Success Halawa TH	Transitional Housing (TH)	3	2.00
WIN - Bridge To Success Kauai TH	Transitional Housing (TH)	4	24.00
WIN - Family House Aiea TH	Transitional Housing (TH)	2	3.00
Aggregates		1705	3.54