

From: Carlos Peraro, CPC
To: Harold Brackeen, State of Hawaii, Homeless Programs Administrator
Brandee Menino, BTG Chair; Sam Millington, PIC
Date: March 17, 2019
Re: February 2019 HMIS Monitoring Reports

Attached for your review and dissemination to Continuum agencies is the February 2019 HMIS monitoring report. Below are brief highlights from the attached reports.

- 1) End of month, February 2019 Census summary by Continuum and Statewide (pp. 2-8)
 - The Statewide census for emergency and transitional programs increased slightly in February 2019 (2,470), compared to January 2018 (2,384¹) with an increase in both program types for Oahu and an increase for emergency, but slight decrease for transitional programs for Neighbor Islands.
 - The total “vacant beds” compared to the HIC bed capacity was 538 (ES and TH) and 395 (PSH). This is a decrease from last month for ES and an increase for TH programs. HIC openings can also vary depending on differences in household size.
 - 40 programs on Oahu and 22 programs on the Neighbor Islands had utilization rates of less than 85% or greater than 110%. These programs are marked in red.
 - Statewide active outreach clients totaled 1,144 (840 on Oahu and 304 on the Neighbor Islands).
- 2) Consent report for February 2019 (pp. 9-18)
 - VI-SPDAT Assessments: Consent to share data rates for Neighbor Islands and Oahu programs were 97% and 94% respectively; (January’s rates: 96% and 92% respectively). (bottom page 9)
 - By Name List: Consent to share data rates as of the 3/05/19, BNL cut was 95% statewide – one percentage point decrease from the January 2019 report. February rates included: Oahu Families (86%) and Singles (98%). Neighbor Island family and singles rates ranged from 91% (Kauai Families) to 100% (Hawaii, Kauai and Maui Singles). (page 10).
 - For adult program intakes entered in February 2019 (n=789), the statewide consent to share was 96%, the same as the January report, and a sustained improvement from August 2017 (55%).
 - Three programs (pp. 11-14) had consent rates below 80% (February Intakes) - highlighted in RED.
- 3) Length of Stay by Agency and Program for clients exiting during February 2019 (pp. 19-22)
 - The average LOS over all programs was 197 days (representing 1,050 exits), an increase compared to January 2019 (170 days). If the 21 permanent supportive housing programs exits are omitted, the average LOS was 177 days.
 - Overall, emergency shelter and outreach programs’ LOS were the shortest (113 and 118 days). PSH and Rapid Re-Housing LOS were the longest (1,144 and 276 days); TH was next (244).
 - By County, Oahu (210 days) and Hawaii (194 days) averaged the longest LOS, followed by Kauai (173 days) and Maui (128 days). Of note is that the average includes PH projects, which heavily skew this statistic.
 - Emergency Shelter LOS ranged from 76 days on Hawaii to 118 days on Maui. January’s ES LOS ranged from 62 days (Hawaii) to 198 days (Maui).
- 4) Timeliness (entries and exits) during February 2019 (pp. 23-28)
 - Intake Timeliness was 2.40 average days, a slight increase compared to 2.24 average days in January. 43 programs (highlighted in RED) averaged more than 3 days to enter intakes.
 - Exit timeliness decreased to 2.18 average days compared to 3.54 days in January, a significant decrease.
 - 29 programs (highlighted in RED) averaged more than 3 days to enter exits.

¹ This figure for January is a correction. Some errors were found in the January census report and have been corrected in this memo and in the summary table that follows.

HMIS Census Report - February 2019
Oahu and Neighbor Islands - HIC Facilities

Summary of Monthly HMIS Shelter Census Counts

March 2018 - February 2019

Highlights indicate that corrections were made.
 Errors were found in the January reports.

HI-501 Oahu Census Summary

	Emerg	Trans	Total HUD Homeless	HIC Openings	PH	HIC Openings	Veterans ES/TH
March 31, 2018	1095	1261	2356	262	1116	72	227
April 30, 2018	1130	1283	2413	265	1140	102	241
May 31, 2018	1141	1269	2410	261	1143	114	257
June 30, 2018	1133	1236	2369	385	1100	167	246
July 31, 2018	1109	1199	2308	322	1088	123	227
August 31, 2018	1165	1117	2282	369	1100	238	234
September 30, 2018	1143	995	2138	242	1107	236	233
October 31, 2018	1009	785	1794	435	1102	224	158
November 30, 2018	981	801	1782	439	1100	226	162
December 31, 2018	1000	820	1820	402	1117	209	169
January 31, 2019	903	835	1738	492	1110	220	163
February 31, 2019	956	859	1815	442	1108	225	178

HI-500 Balance of State Census Summary

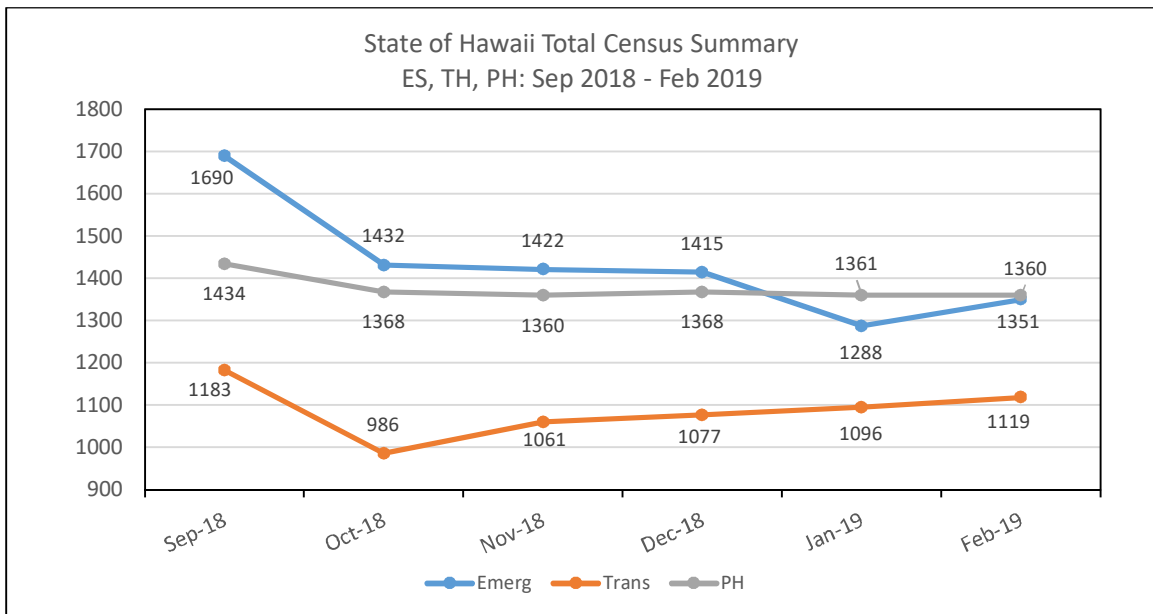
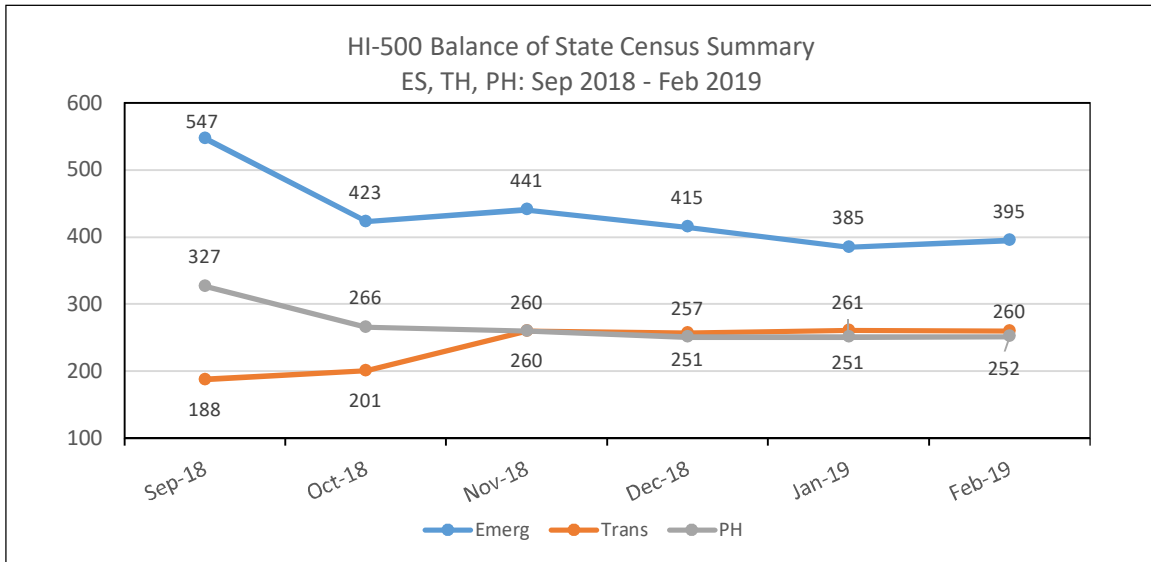
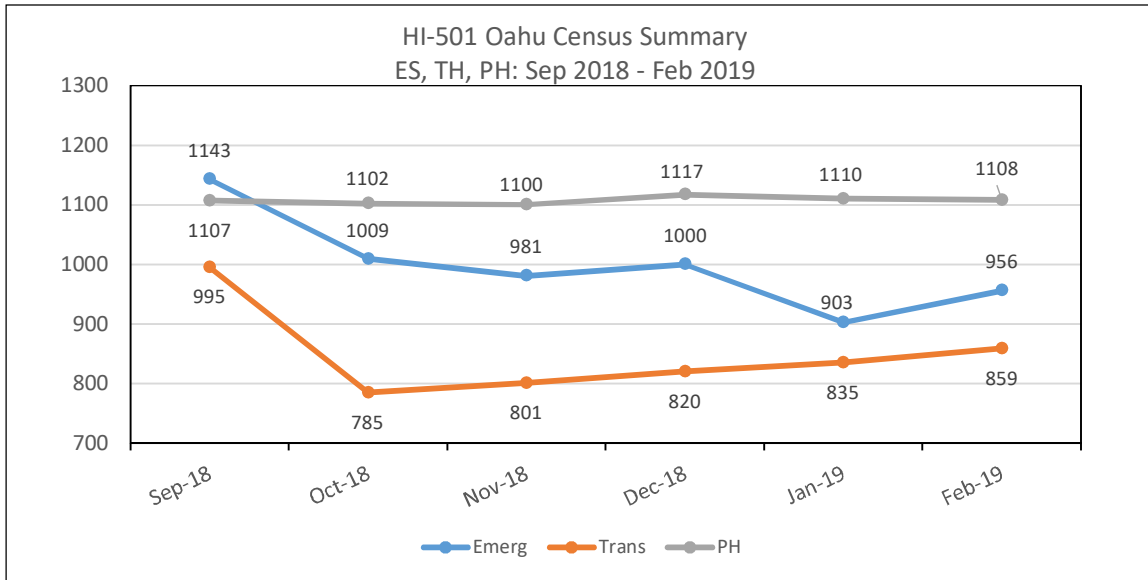
	Emerg	Trans	Total HUD Homeless	HIC Openings	PH	HIC Openings	Veterans ES/TH
March 31, 2018	525	194	719	215	322	145	39
April 30, 2018	548	213	761	195	316	135	34
May 31, 2018	566	212	778	179	331	130	38
June 30, 2018	572	199	771	77	331	119	32
July 31, 2018	535	203	738	99	333	117	30
August 31, 2018	557	186	743	105	335	113	26
September 30, 2018	547	188	735	101	327	121	28
October 31, 2018	423	201	624	131	266	180	26
November 30, 2018	441	260	701	75	260	188	24
December 31, 2018	415	257	672	89	251	199	21
January 31, 2019	385	261	646	100	251	202	23
February 31, 2019	395	260	655	96	252	170	28

State of Hawaii Total Census Summary

	Emerg	Trans	Total HUD Homeless	HIC Openings	PH	HIC Openings	Veterans ES/TH
March 31, 2018	1620	1455	3075	477	1438	217	266
April 30, 2018	1678	1496	3174	460	1456	237	275
May 31, 2018	1707	1481	3188	440	1474	244	295
June 30, 2018	1705	1435	3140	462	1431	286	278
July 31, 2018	1644	1402	3046	421	1421	240	257
August 31, 2018	1722	1303	3025	474	1435	351	260
September 30, 2018	1690	1183	2873	343	1434	357	261
October 31, 2018	1432	986	2418	566	1368	404	184
November 30, 2018	1422	1061	2483	514	1360	414	186
December 31, 2018	1415	1077	2492	491	1368	408	190
January 31, 2019	1288	1096	2384	592	1361	422	186
February 31, 2019	1351	1119	2470	538	1360	395	206

HMIS Census Report - February 2019 Oahu and Neighbor Islands - HIC Facilities

Summary of Monthly HMIS Shelter Census Counts



HMIS Census Report - February 2019
Oahu and Neighbor Islands - HIC Facilities

Proj. Type	Organization Name	Project Name	HIC Beds	Census on 2/28/19	% HIC Beds	Technical Openings	Veterans
ES	Child and Family Service	CFS - Honolulu Shelter	49	SP	NR	NR	SP
ES	Child and Family Service	CFS - Leeward Shelter	27	SP	NR	NR	SP
ES	Catholic Charities Hawaii	CCH - Kakaako Family Assessment Center	50	30	60%	20	2
ES	Family Promise of Hawaii	FPH - Honolulu Family Center	14	14	100%	0	0
ES	Family Promise of Hawaii	FPH - Windward Family Center	14	13	93%	1	0
ES	Hale Kipa Inc.	HKIPA - Boys Shelter BCP ES	8	1	13%	7	0
ES	Hale Kipa Inc.	HKIPA - Girls Shelter BCP ES	8	3	38%	5	0
ES	IHS Institute for Human Services	IHS - Behavioral Health ES	10	8	80%	2	1
ES	IHS Institute for Human Services	IHS - Hale Mauiola Program (Sand Island ES)	85	94	111%	0	3
ES	IHS Institute for Human Services	IHS - Kaa`ahi Families ES	100	74	74%	26	0
ES	IHS Institute for Human Services	IHS - Kaa`ahi Women's ES	68	69	101%	0	5
ES	IHS Institute for Human Services	IHS - Sumner Men's ES	166	138	83%	28	16
ES	IHS Institute for Human Services	IHS - TBH Medical Respite (ES)	16	14	88%	2	0
ES	Kealahou West Oahu	KWO - Onelau`ena Emergency Shelter	244	168	69%	76	6
ES	Parents and Children Together	PACT - Ohia Shelter	21	SP	NR	NR	SP
ES	Shelter of Wisdom	SOW - Great Joy 1	8	6	75%	2	0
ES	Shelter of Wisdom	SOW - Great Joy 2	9	6	67%	3	0
ES	Shelter of Wisdom	SOW - Great Joy 3	10	9	90%	1	0
ES	Shelter of Wisdom	SOW - Great Joy 4	6	5	83%	1	0
ES	Shelter of Wisdom	SOW - Hearts of Joy 2	13	12	92%	1	1
ES	Shelter of Wisdom	SOW - Streams of Joy 1	6	5	83%	1	1
ES	Shelter of Wisdom	SOW - Streams of Joy 2	10	15	150%	0	2
ES	U.S. Veterans Initiative	USVETS - BP Ewa HOPTEL	5	3	60%	2	3
ES	U.S. Veterans Initiative	USVETS - BP Pearl City HOPTEL	5	2	40%	3	2
ES	U.S. Veterans Initiative	USVETS - BP Pearl City Seniors HOPTEL	5	4	80%	1	4
ES	U.S. Veterans Initiative	USVETS - BP Respite Beds Barbers Point	10	7	70%	3	7
ES	U.S. Veterans Initiative	USVETS - WCC Emergency Shelter	191	135	71%	56	7
ES	U.S. Veterans Initiative	USVETS - WCC HOPTEL	5	4	80%	1	4
ES	Waikiki Health Center	WH - Next Step Emergency Shelter	135	117	87%	18	6
ES	Windward Spouse Abuse Shelter	WSAS - Hale Ola	18	SP	NR	NR	NR
	Subtotal Emergency Shelter		1201	956	80%	260	70
TH	Alternative Structures Int't	ASI - Ohana Ola O Kahumana	222	243	109%	0	0
TH	Catholic Charities Hawaii	CCH - Ma`ili Land TH	54	34	63%	20	0
TH	Child and Family Service	CFS - Transitional Apartments (Honolulu and Leeward)	46	NR	NR	NR	NR
TH	Gregory House Programs	GHP - Community Residential Program TH	15	12	80%	3	2
TH	Gregory House Programs	GHP - HOPWA Gregory House (Competitive TH)	11	10	91%	1	0
TH	Honolulu Community Action Prog	HCAP - Kumuhonua	68	66	97%	2	4
TH	Hale Kipa Inc.	HKIPA - Maka`aloa Men's TLP	4	2	50%	2	0
TH	Ho`omau Ke Ola	HKO - Lahilahi	10	6	60%	4	0
TH	Holomua Na`Ohana	HNO - Weinberg Village Waimanalo	125	89	71%	36	0
TH	Housing Solutions Inc.	HSI - Kulaakahua Apts (TH for the Elderly)	31	29	94%	2	3
TH	Housing Solutions Inc.	HSI - Na Kolea Rooming House	64	61	95%	3	3
TH	Kealahou West Oahu	KWO - Onemalu Transitional Housing	190	145	76%	45	2
TH	Parents and Children Together	PACT - Lehua	8	NR	NR	NR	NR
TH	The Salvation Army	SARMY - FSO Pathway of Hope	24	12	50%	12	0
TH	The Salvation Army ATS	SARMY - Ka Ohu Hou O Manoa	30	18	60%	12	0
TH	Steadfast Housing Dev Corp	SHDC - Hale Ulu Pono - Transitional Housing	10	4	40%	6	1
TH	U.S. Veterans Initiative	USVETS - BP GPD Bridge Housing	13	35	269%	0	35
TH	U.S. Veterans Initiative	USVETS - BP GPD Clinical Treatment	40	18	45%	22	18
TH	U.S. Veterans Initiative	USVETS - BP GPD Low Demand	35	35	100%	0	35
TH	U.S. Veterans Initiative	USVETS - BP SITH	3	3	100%	0	3
TH	U.S. Veterans Initiative	USVETS - WCC SITH	1	2	200%	0	2
TH	Windward Spouse Abuse Shelter	WSAS - Imua	1	NR	NR	NR	NR
TH	Women in Need	WIN - Bridge To Success Halawa TH	27	19	70%	8	0
TH	Women in Need	WIN - Family House Aiea TH	20	16	80%	4	0
	Subtotal Transitional Housing		1001	859	86%	182	108
PSH	Alternative Structures Int't	ASI - Leeward CoC PSH	46	54	117%	0	0
PSH	Catholic Charities Hawaii	CCH - City HF Increment III	130	49	38%	81	4
PSH	Gregory House Programs	GHP - HOPWA Formula - PSH TBRA	33	26	79%	7	6
PSH	Gregory House Programs	GHP - HOPWA SPNS - Competitive PSH TBRA	48	39	81%	9	3
PSH	IHS Institute for Human Services	IHS - City FY15 Housing First PSH	177	147	83%	30	4
PSH	IHS Institute for Human Services	IHS - New PSH 2013 (CoC Funded)	34	27	79%	7	1
PSH	IHS Institute for Human Services	IHS - SPC Home At Last 2010	89	83	93%	6	14
PSH	IHS Institute for Human Services	IHS - SPC Home Sweet Home II	18	16	89%	2	0
PSH	IHS Institute for Human Services	IHS - SPC No Place Like Home	15	19	127%	0	3
PSH	Kalihi-Palama Health Center	KPHC - New Beginnings S+C Program	181	163	90%	18	8

**HMIS Census Report - February 2019
Oahu and Neighbor Islands - HIC Facilities**

Proj. Type	Organization Name	Project Name	HIC Beds	Census on 2/28/19	% HIC Beds	Technical Openings	Veterans
PSH	Mental Health Kokua	MHK - Safe Haven Permanent Supportive Housing	25	21	84%	4	2
PSH	Steadfast Housing Dev Corp	SHDC - Ekolu Group Homes Ahukini (Oahu)	5	4	80%	1	1
PSH	Steadfast Housing Dev Corp	SHDC - Ekolu Group Homes Kaukama (Oahu)	5	3	60%	2	0
PSH	Steadfast Housing Dev Corp	SHDC - Ekolu Group Homes Komo Mai (Oahu)	5	4	80%	1	0
PSH	Steadfast Housing Dev Corp	SHDC - Kalaeloa (Headway House) CoC Funded (Oahu)	40	28	70%	12	2
PSH	Steadfast Housing Dev Corp	SHDC - Oahu Shelter Plus Care Program	150	157	105%	0	6
PSH	U.S. Veterans Initiative	USVETS - BP HPO Housing First PSH	116	94	81%	22	23
PSH	U.S. Veterans Initiative	USVETS - BP Leeward PSH	30	25	83%	5	2
PSH	U.S. Veterans Initiative	USVETS - BP Permanent Supportive Housing CoC	13	12	92%	1	12
PSH	U.S. Veterans Initiative	USVETS - BP PH2 CHAMPS VET FAMILIES	32	30	94%	2	17
PSH	U.S. Veterans Initiative	USVETS - WCC Housing First Increment II (City)	122	107	88%	15	8
	Subtotal Permanent Housing		1314	1108	84%	225	116
RRH	ALEA Bridge	ALEA - ESG Rapid Rehousing	NA	23	NA	NA	0
RRH	Alternative Structures Int't	ASI - ESG Rapid Re-Housing	NA	28	NA	NA	0
RRH	Alternative Structures Int't	ASI - HPO RRH Rapid ReHousing	NA	58	NA	NA	0
RRH	Catholic Charities Hawaii	CCH - ESG Rapid Re-housing	NA	4	NA	NA	0
RRH	Catholic Charities Hawaii	CCH - HPP Rapid Re-housing	NA	370	NA	NA	8
RRH	Catholic Charities Hawaii	CCH - SHEG Oahu Rapid Re-Housing	NA	12	NA	NA	0
RRH	Catholic Charities Hawaii	CCH - SSVF Priority 1 Rapid Rehousing	NA	25	NA	NA	20
RRH	Family Promise Hawaii	FPH - ESG Rapid Rehousing	NA	6	NA	NA	0
RRH	Gregory House Programs	GHP - ESG Rapid Re-Housing	NA	11	NA	NA	0
RRH	Honolulu Community Action Prog	HCAP - HPO RRH Rapid Re-Housing	NA	58	NA	NA	2
RRH	IHS Institute for Human Services	IHS - ESG Rapid Re-housing	NA	134	NA	NA	1
RRH	IHS Institute for Human Services	IHS - HOMES Clean & Sober	NA	25	NA	NA	2
RRH	IHS Institute for Human Services	IHS - HPO RRH Rapid Re-Housing	NA	36	NA	NA	1
RRH	IHS Institute for Human Services	IHS - HPP Rapid Re-housing	NA	89	NA	NA	1
RRH	IHS Institute for Human Services	IHS - New Youth Rapid Re-Housing 2016 (NYRRH 2016)	NA	28	NA	NA	2
RRH	Kalihi-Palama Health Center	KPHC - ESG Rapid Re-housing	NA	49	NA	NA	3
RRH	The Salvation Army	SARMY - FSO HPO RRH Rapid Re-Housing	NA	121	NA	NA	1
RRH	U.S. Veterans Initiative	USVETS - SSVF Priority 1 Rapid Re-housing	NA	105	NA	NA	84
RRH	U.S. Veterans Initiative	USVETS - WCC ESG Rapid Re-Housing 2017	NA	1	NA	NA	0
RRH	U.S. Veterans Initiative	USVETS - WCC ESG Rapid Re-Housing 2018	NA	77	NA	NA	2
RRH	U.S. Veterans Initiative	USVETS - WCC HPO RRH Rapid Re-Housing	NA	66	NA	NA	0
	Subtotal Rapid ReHousing			1326	NA	NA	127
	Total Emergency+Transitional		2,202	1,815	82%	442	178
	Total Permanent		1,314	1,108	84%	225	116
	TOTAL		3,516	2,923	83%	667	294

**HMIS Census Report - February 2019
Oahu and Neighbor Islands - HIC Facilities**

Project Type	Organization Name	Project Name	HIC Beds	Census on 2/28/19	%HIC Beds	Technical Openings	Veterans
ES	Child and Family Service	CFS - Hale Ohana	32	SP	NR	NR	NR
ES	Child and Family Service	CFS - West Hawaii Domestic Abuse Shelter	15	SP	NR	NR	NR
ES	Family Life Center	FLC - Ho'olanani	18	8	44%	10	0
ES	HOPE Services Hawaii	HOPE - East Hawaii Emergency Mens Program ES	16	14	88%	2	3
ES	HOPE Services Hawaii	HOPE - Kiheipua	44	31	70%	13	0
ES	HOPE Services Hawaii	HOPE - West Hawaii Emergency Housing Program	31	21	68%	10	0
ES	Kauai Economic Opportunity	KEO - Mana'olana Emergency	38	31	82%	7	1
ES	KHAKO, INC	KHAKO - Central ES	177	163	92%	14	5
ES	KHAKO, INC	KHAKO - Westside ES	119	119	100%	0	8
ES	USVETS	USVETS - BP Hilo HOPTEL Program	5	4	80%	1	4
ES	USVETS	USVETS - BP Kauai HOPTEL Program	5	4	80%	1	4
ES	Women Helping Women	WHW - Hale Lokomaikai	10	SP	NR	NR	NR
ES	YWCA of Kauai	YWCA - Family Violence Shelter	18	SP	NR	NR	NR
	Subtotal Emergency Shelters		453	395	87%	58	25
TH	Child and Family Service	CFS - Hale Kahua Pa'a	16	NR	NR	NR	NR
TH	Hawaii Affordable Properties, Inc.	HAP - Na Kahua Hale O Ulu Wini	55	88	160%	0	0
TH	Hawaii Island Home for Recovery, Inc.	HIHR - Transitional Housing	19	15	79%	4	1
TH	HOPE Services Hawaii	HOPE - Kuleana House	6	5	83%	1	0
TH	HOPE Services Hawaii	HOPE - Wilder House	8	3	38%	5	0
TH	Kauai Economic Opportunity	KEO - Komohana Group Home TH	6	3	50%	3	1
TH	Kauai Economic Opportunity	KEO - Lawehana Transitional Housing Program	9	8	89%	1	0
TH	Kauai Economic Opportunity	KEO - Mana'olana Transitional Housing	24	11	46%	13	0
TH	KHAKO, INC	KHAKO - Central TH	32	65	203%	0	1
TH	KHAKO, INC	KHAKO - Westside TH	51	44	86%	7	0
TH	Women In Need	WIN - Bridge To Success Kauai TH	22	18	82%	4	0
	Subtotal Transitional Housing		232	260	112%	38	3
PSH	Catholic Charities Hawaii	CCH - HPO NI Housing First (Kauai)	14	12	86%	2	0
PSH	Family Life Center	FLC - HPO NI Housing First	24	37	154%	0	3
PSH	Family Life Center	FLC - S+C 1	2	5	250%	0	0
PSH	Family Life Center	FLC - S+C 2	30	25	83%	5	3
PSH	Family Life Center	FLC - S+C 3	15	20	133%	0	1
PSH	Hawaii Island Home for Recovery, Inc.	HIHR - PSH 1	16	15	94%	1	0
PSH	Hawaii Island Home for Recovery, Inc.	HIHR - PSH 2	5	2	40%	3	0
PSH	Hawaii Island Home for Recovery, Inc.	HIHR - PSH 3	3	3	100%	0	0
PSH	Hawaii Island Home for Recovery, Inc.	HIHR - PSH 4	5	5	100%	0	0
PSH	HOPE Services Hawaii	HOPE - HPO NI Housing First	125	52	42%	73	8
PSH	HOPE Services Hawaii	HOPE - Kukui S+C Program	111	39	35%	72	3
PSH	Kauai Economic Opportunity	KEO - Pa'a Hana PSH	4	2	50%	2	1
PSH	Maui AIDS Foundation	MAF - HOPWA Formula - PSH TBRA	29	NR	NR	NR	NR
PSH	Steadfast Housing Dev Corp	SHDC - Eha S+C (Maui)	28	25	NR	NR	2
PSH	Steadfast Housing Dev Corp	SHDC - Eono S+C	6	2	33%	4	0
PSH	Steadfast Housing Dev Corp	SHDC - Kaahele CoC Funded (Kauai)	5	3	60%	2	0
PSH	Steadfast Housing Dev Corp	SHDC - Kaulana CoC Funded (Maui)	5	2	40%	3	0
PSH	Steadfast Housing Dev Corp	SHDC - Kulalani CoC Funded (Maui)	6	3	50%	3	0
PSH	Subtotal Permanent Supportive Housing		428	252	59%	170	21
RRH	Catholic Charities Hawaii	CCH - HPO RRH Rapid Re-Housing (Kauai)	NA	36	NA	NA	0
RRH	Catholic Charities Hawaii	CCH - SHEG NI Rapid Rehousing	NA	18	NA	NA	1
RRH	Family Life Center	FLC - ESG Kauai Rapid Re-housing	NA	8	NA	NA	0
RRH	Family Life Center	FLC - ESG Maui Rapid Re-housing	NA	8	NA	NA	0
RRH	Family Life Center	FLC - HPO RRH Rapid Re-Housing	NA	36	NA	NA	0
RRH	Family Life Center	FLC - HPP Kauai Rapid Re-housing	NA	18	NA	NA	0
RRH	Family Life Center	FLC - HPP Maui Rapid Re-housing	NA	18	NA	NA	0
RRH	Family Life Center	FLC - Rental Assistance Program (RAP)	NA	3	NA	NA	0
RRH	HOPE Services Hawaii	HOPE - ESG Rapid Re-housing	NA	7	NA	NA	1
RRH	HOPE Services Hawaii	HOPE - HPO RRH Rapid Re-Housing	NA	40	NA	NA	1
RRH	HOPE Services Hawaii	HOPE - HPP Rapid Re-housing	NA	183	NA	NA	2
RRH	HOPE Services Hawaii	HOPE - New Start	NA	3	NA	NA	0
RRH	U.S. Veterans Initiative	USVETS - SSVF Priority 1 Rapid Re-housing	NA	33	NA	NA	24
	Subtotal Rapid ReHousing		NA	411	NA	NA	29
	Total Emergency+Transitional		685	655	96%	96	28
	Total Permanent		428	252	59%	170	21
	TOTAL		1,113	907	81%	266	49

Homeless Programs Office (HPO) Unit Utilization Analysis

Occupancy as of 2/28/2019

Program Name	Program Type	HMIS Households Served	Total Number of Living Units Per Facilities Description	Utilization Rate
HOPE - Kiheipua	ES	11	15	73%
KHAKO - Central ES	ES	79	70	113%
KHAKO - Westside ES	ES	15	48	31%
KWO - Onelau`ena Emergency Shelter	ES	58	71	82%
USVETS - WCC Emergency Shelter	ES	85	102	83%
WH - Next Step Emergency Shelter	ES	127	123	103%
ASI - Ohana Ola O Kahumana	TH	48	48	100%
CCH - Ma'ili Land Transitional Housing	TH	12	15	80%
GHP - Community Residential Program TH	TH	12	14	86%
HCAP - Kumuhonua	TH	59	58	102%
HIHR - Transitional Housing	TH	16	16	100%
HKIPA - Apana Women's Shelter TLP	TH	0	4	0%
HKIPA - Maka`aloa Men's TLP	TH	2	4	50%
HNO - Weinberg Village Waimanalo	TH	22	30	73%
HSI - Kulaokahua Apts (TH for the Elderly)	TH	27	29	93%
HSI - Na Kolea Rooming House (TH for Working Singles)	TH	63	64	98%
KEO - Komohana Group Home TH	TH	2	5	40%
KEO - Mana'olana Transitional Housing	TH	4	8	50%
KWO - Onemalu Transitional Housing	TH	36	40	90%
SHDC - Hale Ulu Pono TH	TH	4	5	80%
USVETS - BP GPD Projects	TH	102	98	104%
WIN - Bridge To Success Halawa TH (formerly Waianae)	TH	19	5	380%
WIN - Bridge To Success Kauai TH	TH	15	9	167%
WIN - Family House Aiea TH	TH	14	8	175%
Totals		832	889	94%

HMIS Census Report - February 2019
Oahu and Neighbor Islands - HIC Facilities

Active as of February 2019

Programs	CoC	Active Count	# Veterans
FLC - Maui Regions 1, 2, 3, 6 - Street Outreach (HPO)	BOS	95	10
FLC - Maui Regions 4, 5 - Street Outreach (HPO)	BOS	44	3
HOPE - Hawaii Regions 1, 8, 9, 10 - Street Outreach (HPO)	BOS	16	2
HOPE - Hawaii Regions 2, 3, 4, 5, 6, 7 - Street Outreach (HPO)	BOS	60	1
HOPE - PATH Street Outreach Program	BOS	17	1
KEO - Kauai All Regions - Street Outreach (HPO)	BOS	65	1
LASH - SSVF Legal Services Program	BOS	2	0
SARMY - Maui Homeless Outreach Program	BOS	5	0
ALEA - Street Outreach Program	Oahu	33	2
HKIPA/WH - YO!	Oahu	1	0
HNP - Hale Na`au Pono AMHD Street Outreach Program	Oahu	1	0
IHS - Oahu Region 1 - Street Outreach (HPO)	Oahu	43	3
IHS - Oahu Region 2 - Street Outreach (HPO)	Oahu	115	10
IHS - Oahu Region 4 - Street Outreach (HPO)	Oahu	120	12
KPHC - Oahu Region 1 - Street Outreach (HPO)	Oahu	22	2
KPHC - Oahu Region 6 - Street Outreach (HPO)	Oahu	9	1
KPHC - PATH Street Outreach Program	Oahu	13	4
KWO - Oahu Region 7 - Street Outreach (HPO)	Oahu	117	1
MHK - Oahu Activity Center Homeless Outreach Program	Oahu	13	1
NALO - Waimanalo Health Center Street Outreach	Oahu	58	1
RYSE - Youth Outreach	Oahu	17	0
USVETS - BP Oahu Region 3 - Street Outreach (HPO)	Oahu	33	6
USVETS - BP Oahu Region 5 - Street Outreach (HPO)	Oahu	78	6
WCCHC - Homeless Outreach Program	Oahu	167	8
TOTAL BY CONTINUUM	Oahu	840	57
TOTAL BY CONTINUUM	BOS	304	18
TOTAL STATEWIDE		1,144	75

Outreach Program Summary	Oahu	BOS	State
March 31, 2018	1,266	574	1,840
April 30, 2018	1,346	606	1,952
May 31, 2018	1,337	621	1,958
June 30, 2018	1,393	635	2,028
July 31, 2018	1,424	656	2,080
August 31, 2018	1,094	684	1,778
September 30, 2018	1,066	602	1,668
October 31, 2018	933	528	1,461
November 30, 2018	1,004	536	1,540
December 31, 2018	1,087	514	1,601
January 31, 2019	710	259	969
February 28, 2019	840	304	1,144

Consent to Share Data - VI SPDAT Assessments February 2019

HMIS ORGANIZATION - HI 500	No	Yes	Grand Total	% Consent
Catholic Charities Hawaii	0	4	4	100%
Family Life Center	0	26	26	100%
Hawaii Affordable Properties, Inc.	0	2	2	100%
Hawaii Island Home for Recovery	0	1	1	100%
HOPE Services Hawaii, Inc.	2	45	47	96%
Ka Hale A Ke Ola, Inc	1	24	25	96%
Kauai Economic Opportunity	0	9	9	100%
Women In Need	0	1	1	100%
	3	112	115	97%

Consent to Share Data - VI SPDAT Assessments February 2019

HMIS ORGANIZATION - HI 501	No	Yes	Grand Total	% Consent
ALEA Bridge	0	3	3	100%
Catholic Charities Hawaii	1	0	1	0%
Department of Veterans Affairs	1	21	22	95%
Family Promise of Hawaii	0	3	3	100%
Gregory House Programs	0	2	2	100%
Hale Kipa	2	1	3	33%
Hawaii Health & Harm Reduction Center	0	4	4	100%
HOPE Inc.	1	2	3	67%
Institute for Human Services	1	75	76	99%
Kalihi Palama Health Center	0	5	5	100%
Kealahou West Oahu	2	12	14	86%
Koolauloa Health Center	0	1	1	100%
Mental Health Kokua	4	37	41	90%
North Shore Mental Health	0	2	2	100%
Queens's Medical Center	1	8	9	89%
Residential Youth Services & Empowerment	1	4	5	80%
Salvation Army FSO	0	3	3	100%
Shelter of Wisdom	0	4	4	100%
USVETS	0	43	43	100%
Waianae Coast Comprehensive Health Center	0	4	4	100%
Waikiki Health	1	13	14	93%
Women In Need	0	6	6	100%
	15	253	268	94%

Summary	May-18	Jun-18	Jul-18	Aug-18	Sep-18	Oct-18	Nov-18	Dec-18	Jan-19	Feb-19
% Consent - HI 500	97%	96%	94%	97%	96%	93%	96%	93%	96%	97%
% Consent - HI 501	93%	93%	91%	90%	90%	92%	91%	89%	92%	94%
State Summary	94%	94%	91%	92%	93%	92%	92%	90%	93%	95%

State Summary	No	Yes	Grand Total	% Consent
February 2019	18	365	383	95%

Consent to Share Data - Statewide BNL Reports as of 03/05/19

Statewide Consent Summary by CES Program

CES Program	No	Yes	TOTAL	% Shared
Oahu Family	69	409	478	86%
Oahu Singles	27	1335	1362	98%
Hawaii Family	2	31	33	94%
Hawaii Singles	0	102	102	100%
Kauai Family	1	10	11	91%
Kauai Singles	0	36	36	100%
Maui Family	1	51	52	98%
Maui Singles	0	141	141	100%
TOTAL	100	2115	2215	95%

Oahu	95%
Hawaii	99%
Kauai	98%
Maui	99%

Oahu Consent Summary by Priority Group

Family CES				
	No	Yes	TOTAL	% Shared
PSH P1	2	11	13	85%
PSH P2	6	30	36	83%
PSH P3	9	34	43	79%
PSH P4	15	78	93	84%
PSH P5	6	71	77	92%
RRH P1	7	26	33	79%
RRH P2	3	50	53	94%
RRH P3	18	91	109	83%
TH P3	0	8	8	100%
TH P4	0	1	1	100%
TH P5	0	0	0	N/A
TH P6	3	9	12	75%
TOTAL	69	409	478	86%

Singles CES				
	No	Yes	TOTAL	% Shared
PSH P1	3	216	219	99%
PSH P2	2	179	181	99%
PSH P3	2	147	149	99%
PSH P4	4	196	200	98%
PSH P5	1	57	58	98%
RRH P1	4	157	161	98%
RRH P2	4	146	150	97%
RRH P3	3	146	149	98%
TH P3	2	51	53	96%
TH P4	1	17	18	94%
TH P5	1	23	24	96%
TH P6	0	0	0	N/A
TOTAL	27	1335	1362	98%

Hawaii Consent Summary by Priority Group

Family CES				
	No	Yes	TOTAL	% Shared
PSH	0	0	0	N/A
RRH	1	11	12	92%
TH	1	20	21	95%
TOTAL	2	31	33	94%

Singles CES				
	No	Yes	TOTAL	% Shared
PSH	0	10	10	100%
RRH	0	59	59	100%
TH	1	46	47	98%
TOTAL	0	102	102	100%

Kauai Consent Summary by Priority Group

Family CES				
	No	Yes	TOTAL	% Shared
PSH	0	0	0	N/A
RRH	1	1	2	50%
TH	0	9	9	100%
TOTAL	1	10	11	91%

Singles CES				
	No	Yes	TOTAL	% Shared
PSH	0	2	2	100%
RRH	0	15	15	100%
TH	0	19	19	100%
TOTAL	0	36	36	100%

Maui Consent Summary by Priority Group

Family CES				
	No	Yes	TOTAL	% Shared
PSH	0	1	1	100%
RRH	1	17	18	94%
TH	0	33	33	100%
TOTAL	1	51	52	98%

Singles CES				
	No	Yes	TOTAL	% Shared
PSH	0	24	24	100%
RRH	0	48	48	100%
TH	0	69	69	100%
TOTAL	0	141	141	100%

**Consent to Share Data by Organization and Program
Adult Intakes During February 2019**

Organization/Program	No	Yes	Grand Total	% Consent
ALEA Bridge		3	3	100%
ALEA - Street Outreach Program		3	3	100%
Alternative Structures International	1	9	10	90%
ASI - Ohana Ola O Kahumana	1	8	9	89%
ASI - HPO RRH Rapid ReHousing		1	1	100%
Catholic Charities Hawaii		29	29	100%
CCH - Kakaako Family Assessment Center		3	3	100%
CCH - SHEG NI Homelessness Prevention		7	7	100%
CCH - SHEG NI Rapid Rehousing		3	3	100%
CCH - SHEG Oahu Homelessness Prevention		5	5	100%
CCH - SSVF Priority 1 Rapid Rehousing		4	4	100%
CCH - City HF Increment III		1	1	100%
CCH - SSVF Priority 1 Homeless Prevention		3	3	100%
CCH - HPO NI Housing First (Kauai)		2	2	100%
CCH - SHEG Oahu Rapid Re-Housing		1	1	100%
Family Life Center		66	66	100%
FLC - Ho'olanani		2	2	100%
FLC - HPO RRH Rapid Re-Housing		3	3	100%
FLC - Maui Regions 1, 2, 3, 6 - Street Outreach (HPO)		28	28	100%
FLC - Maui Regions 4, 5 - Street Outreach (HPO)		14	14	100%
FLC - HPP Maui Homelessness Prevention		2	2	100%
FLC - ESG Kauai Rapid Re-housing		1	1	100%
FLC - HPO NI Housing First		4	4	100%
FLC - ESG Maui Homelessness Prevention		2	2	100%
FLC - ESG Maui Rapid Re-housing		6	6	100%
FLC - HPP Maui Rapid Re-housing		3	3	100%
FLC - ESG Kauai Homelessness Prevention		1	1	100%
Family Promise of Hawaii		5	5	100%
FPH - Honolulu Family Center		5	5	100%
Gregory House Programs		5	5	100%
GHP - Community Residential Program TH		3	3	100%
GHP - ESG Rapid Re-Housing		2	2	100%
Hawaii Affordable Properties, Inc.		4	4	100%
HAP - Na Kahua Hale O Ulu Wini		4	4	100%
Holomua Na Ohana		1	1	100%
HNO - Weinberg Village Waimanalo		1	1	100%
Honolulu Community Action Program		8	8	100%
HCAP - Kumuhonua		4	4	100%
HCAP - HPO RRH Rapid Re-Housing		3	3	100%
HCAP - HPO RRH Homeless Prevention		1	1	100%
HOPE Services Hawaii, Inc.	4	68	72	94%
HOPE - East Hawaii Emergency Mens Program ES		8	8	100%
HOPE - Hawaii Regions 2, 3, 4, 5, 6, 7 - Street Outreach (HPO)		21	21	100%
HOPE - Kiheipua		5	5	100%
HOPE - West Hawaii Emergency Housing Program		9	9	100%

Consent to Share Data by Organization and Program
Adult Intakes During February 2019

Organization/Program	No	Yes	Grand Total	% Consent
HOPE - Hawaii Regions 1, 8, 9, 10 - Street Outreach (HPO)		3	3	100%
HOPE - HPO RRH Homeless Prevention	4	9	13	69%
HOPE - HPO RRH Rapid Re-Housing		6	6	100%
HOPE - HPO NI Housing First		1	1	100%
HOPE - ESG Rapid Re-housing		2	2	100%
HOPE - PATH Street Outreach Program		4	4	100%
Housing Solutions, Inc.		7	7	100%
HSI - Kulaokahua Apts (TH for the Elderly)		4	4	100%
HSI - Na Kolea Rooming House		3	3	100%
Institute for Human Services	4	207	211	98%
IHS - Behavioral Health ES		8	8	100%
IHS - ESG Rapid Re-housing		4	4	100%
IHS - Hale Mauiola Program (Sand Island ES)		29	29	100%
IHS - HPO RRH Rapid Re-Housing		5	5	100%
IHS - Kaa`ahi Families ES	1	13	14	93%
IHS - Kaa`ahi Women's ES		26	26	100%
IHS - Oahu Region 2 - Street Outreach (HPO)	1	29	30	97%
IHS - Oahu Region 4 - Street Outreach (HPO)		10	10	100%
IHS - Sumner Men's ES		38	38	100%
IHS - TBH Medical Respite (ES)		11	11	100%
IHS - HPP Rapid Re-housing		5	5	100%
IHS - HPO RRH Homeless Prevention		14	14	100%
IHS - HPP Homelessness Prevention	2	12	14	86%
IHS - SPC Home At Last 2010		1	1	100%
IHS - New Youth Rapid Re-Housing 2016 (NYRRH 2016)		1	1	100%
IHS - Oahu Region 1 - Street Outreach (HPO)		1	1	100%
Ka Hale A Ke Ola, Inc	1	48	49	98%
KHAKO - Westside ES		21	21	100%
KHAKO - Westside TH		1	1	100%
KHAKO - Central ES	1	20	21	95%
KHAKO - Central TH		6	6	100%
Kalihi Palama Health Center		12	12	100%
KPHC - Oahu Region 1 - Street Outreach (HPO)		10	10	100%
KPHC - PATH Street Outreach Program		2	2	100%
Kauai Economic Opportunity		27	27	100%
KEO - Kauai All Regions - Street Outreach (HPO)		20	20	100%
KEO - Mana'olana Emergency		7	7	100%
Kealahou West Oahu	6	28	34	82%
KWO - Onelau`ena Emergency Shelter	1	11	12	92%
KWO - Oahu Region 7 - Street Outreach (HPO)	5	17	22	77%
Legal Aid Society of Hawaii		27	27	100%
LASH - HPO Legal Services Program		26	26	100%
LASH - SSVF Legal Services Program		1	1	100%
Mental Health Kokua		7	7	100%
MHK - Oahu Activity Center Homeless Outreach Program		7	7	100%

**Consent to Share Data by Organization and Program
Adult Intakes During February 2019**

Organization/Program	No	Yes	Grand Total	% Consent
Residential Youth Services & Empowerment		13	13	100%
RYSE - Youth Outreach		13	13	100%
Salvation Army FSO	1	10	11	91%
SARMY - FSO HPO RRH Rapid Re-Housing	1	6	7	86%
SARMY - FSO HPO RRH Homeless Prevention		4	4	100%
Salvation Army FTS		1	1	100%
SARMY - Ka Ohu Hou O Manoa FTS		1	1	100%
Shelter of Wisdom		5	5	100%
SOW - Great Joy 1		2	2	100%
SOW - Hearts of Joy 2		1	1	100%
SOW - Great Joy 3		1	1	100%
SOW - Streams of Joy 2		1	1	100%
Steadfast Housing Development Corporation		7	7	100%
SHDC - Oahu Shelter Plus Care Program		6	6	100%
SHDC - Ekolu Group Homes Kaukama (Oahu)		1	1	100%
USVETS	4	97	101	96%
USVETS - BP Ewa HOPTel		2	2	100%
USVETS - BP GPD Bridge Housing		16	16	100%
USVETS - BP GPD Clinical Treatment		2	2	100%
USVETS - BP GPD Low Demand		6	6	100%
USVETS - BP Oahu Region 3 - Street Outreach (HPO)	4	5	9	56%
USVETS - SSVF Priority 1 Homeless Prevention		4	4	100%
USVETS - SSVF Priority 1 Rapid Re-housing		11	11	100%
USVETS - WCC Emergency Shelter		28	28	100%
USVETS - WCC ESG Rapid Re-Housing 2018		5	5	100%
USVETS - BP Hilo HOPTel Program		1	1	100%
USVETS - WCC HPO RRH Rapid Re-Housing		4	4	100%
USVETS - BP Respite Beds Barbers Point		1	1	100%
USVETS - BP SITH		2	2	100%
USVETS - WCC SITH		1	1	100%
USVETS - WCC HOPTel		1	1	100%
USVETS - BP HPO Housing First PSH		1	1	100%
USVETS - BP Pearl City Seniors HOPTel		2	2	100%
USVETS - BP Kauai HOPTel Program		2	2	100%
USVETS - WCC ESG Rapid Re-Housing 2017		1	1	100%
USVETS - WCC Housing First Increment II (City)		2	2	100%
Waianae Coast Comprehensive Health Center	10	15	25	60%
WCCHC - Homeless Outreach Program	10	15	25	60%
Waikiki Health		40	40	100%
WH - Next Step Emergency Shelter		40	40	100%
Women In Need		9	9	100%
WIN - Bridge To Success Halawa TH		3	3	100%
WIN - Family House Aiea TH		4	4	100%
WIN - Bridge To Success Kauai TH		2	2	100%
Grand Total	31	758	789	96%

**Consent to Share Data by Program Type
Active Adults During February 2019**

Program Types	No	Yes	Grand Total	% Consent
Emergency Shelter (ES)	36	1,167	1,203	97%
Homeless Outreach	132	1,046	1,178	89%
Homeless Prevention	54	846	900	94%
Permanent Supportive Housing (PSH)	420	810	1,230	66%
Rapid Re-Housing (RRH)	56	1,019	1,075	95%
Services Only program	9	220	229	96%
Transitional Housing (TH)	32	694	726	96%
Grand Total	739	5,802	6,541	89%

**Consent to Share Data by Organization and Program
Active Adults During February 2019**

Organization/Program	No	Yes	Grand Total	% Consent
ALEA Bridge	1	57	58	98%
ALEA - Street Outreach Program		38	38	100%
ALEA - ESG Rapid Rehousing	1	19	20	95%
Alternative Structures International	19	175	194	90%
ASI - HPO RRH Homeless Prevention	1	31	32	97%
ASI - Leeward CoC PSH		29	29	100%
ASI - Ohana Ola O Kahumana	17	80	97	82%
ASI - ESG Rapid Re-Housing	1	10	11	91%
ASI - HPO RRH Rapid ReHousing		25	25	100%
Catholic Charities Hawaii	36	534	570	94%
CCH - HPO NI Housing First (Kauai)		10	10	100%
CCH - HPO RRH Homeless Prevention (Kauai)		4	4	100%
CCH - HPO RRH Rapid Re-Housing (Kauai)	1	18	19	95%
CCH - HPP Homeless Prevention	5	164	169	97%
CCH - HPP Rapid Re-housing	24	166	190	87%
CCH - Kakaako Family Assessment Center	3	15	18	83%
CCH - Ma'ili Land Transitional Housing	1	19	20	95%
CCH - SHEG NI Homelessness Prevention		37	37	100%
CCH - SHEG NI Rapid Rehousing		13	13	100%
CCH - SHEG Oahu Homelessness Prevention		21	21	100%
CCH - SHEG Oahu Rapid Re-Housing		6	6	100%
CCH - SSVF Priority 1 Homeless Prevention		5	5	100%
CCH - SSVF Priority 1 Rapid Rehousing	1	22	23	96%
CCH - City HF Increment III	1	33	34	97%
CCH - ESG Rapid Re-housing		1	1	100%
Family Life Center	2	325	327	99%
FLC - ESG Kauai Rapid Re-housing		5	5	100%
FLC - ESG Maui Rapid Re-housing		7	7	100%
FLC - Ho'olanani		9	9	100%
FLC - HPO NI Housing First		35	35	100%
FLC - HPO RRH Rapid Re-Housing		20	20	100%
FLC - HPP Kauai Homelessness Prevention		4	4	100%
FLC - HPP Kauai Rapid Re-housing		9	9	100%
FLC - HPP Maui Homelessness Prevention		34	34	100%

Consent to Share Data by Organization and Program

Active Adults During February 2019

Organization/Program	No	Yes	Grand Total	% Consent
FLC - HPP Maui Rapid Re-housing		11	11	100%
FLC - Maui Regions 1, 2, 3, 6 - Street Outreach (HPO)	2	99	101	98%
FLC - Maui Regions 4, 5 - Street Outreach (HPO)		49	49	100%
FLC - Rental Assistance Program (RAP)		1	1	100%
FLC - S+C 1		5	5	100%
FLC - S+C 2		20	20	100%
FLC - S+C 3		12	12	100%
FLC - HPO RRH Homeless Prevention		1	1	100%
FLC - ESG Kauai Homelessness Prevention		2	2	100%
FLC - ESG Maui Homelessness Prevention		2	2	100%
Family Promise of Hawaii		19	19	100%
FPH - Honolulu Family Center		10	10	100%
FPH - Windward Family Center		7	7	100%
FPH - ESG Rapid Rehousing		2	2	100%
Gregory House Programs	45	60	105	57%
GHP - Community Residential Program TH	3	11	14	79%
GHP - ESG Homeless Prevention		11	11	100%
GHP - ESG Rapid Re-Housing		10	10	100%
GHP - HOPWA Formula - PSH TBRA	18	8	26	31%
GHP - HOPWA Gregory House (Competitive TH)		10	10	100%
GHP - HOPWA SPNS - Competitive PSH TBRA	24	10	34	29%
Hale Kipa		5	5	100%
HKIPA - Aapa Women's Shelter TLP		1	1	100%
HKIPA - Maka`aloa Men's TLP		3	3	100%
HKIPA/WH - YO!		1	1	100%
Hale Na`au Pono (Wai`anae Coast Community MHC)		1	1	100%
HNP - Hale Na`au Pono AMHD Street Outreach Program		1	1	100%
Hawaii Affordable Properties, Inc.		39	39	100%
HAP - Na Kahua Hale O Ulu Wini		39	39	100%
Hawaii Island Home for Recovery	3	37	40	93%
HIHR - PSH 1	3	12	15	80%
HIHR - PSH 2		2	2	100%
HIHR - PSH 3		3	3	100%
HIHR - PSH 4		5	5	100%
HIHR - Transitional Housing		15	15	100%
Holomua Na Ohana	1	37	38	97%
HNO - Weinberg Village Waimanalo	1	37	38	97%
Honolulu Community Action Program	13	170	183	93%
HCAP - HPO RRH Homeless Prevention	12	53	65	82%
HCAP - HPO RRH Rapid Re-Housing		51	51	100%
HCAP - Kumuhonua	1	66	67	99%
Ho'omau Ke Ola		6	6	100%
HKO - Lahilahi		6	6	100%
HOPE Services Hawaii, Inc.	10	406	416	98%
HOPE - East Hawaii Emergency Mens Program ES		16	16	100%
HOPE - ESG Homelessness Prevention		8	8	100%
HOPE - ESG Rapid Re-housing		7	7	100%

Consent to Share Data by Organization and Program

Active Adults During February 2019

Organization/Program	No	Yes	Grand Total	% Consent
HOPE - Hawaii Regions 1, 8, 9, 10 - Street Outreach (HPO)		17	17	100%
HOPE - Hawaii Regions 2, 3, 4, 5, 6, 7 - Street Outreach (HPO)		52	52	100%
HOPE - HPO NI Housing First		45	45	100%
HOPE - HPO RRH Homeless Prevention	6	39	45	87%
HOPE - HPO RRH Rapid Re-Housing	1	19	20	95%
HOPE - HPP Homelessness Prevention		13	13	100%
HOPE - HPP Rapid Re-housing	2	92	94	98%
HOPE - Kiheipua		16	16	100%
HOPE - Kukui S+C Program	1	32	33	97%
HOPE - Kuleana House		2	2	100%
HOPE - New Start		4	4	100%
HOPE - PATH Street Outreach Program		18	18	100%
HOPE - West Hawaii Emergency Housing Program		24	24	100%
HOPE - Wilder House		2	2	100%
Housing Solutions, Inc.		92	92	100%
HSI - Kulaokahua Apts (TH for the Elderly)		31	31	100%
HSI - Na Kolea Rooming House		61	61	100%
Institute for Human Services	173	1308	1481	88%
IHS - Behavioral Health ES		17	17	100%
IHS - City FY15 Housing First PSH	20	102	122	84%
IHS - ESG Homelessness Prevention	15	59	74	80%
IHS - ESG Rapid Re-housing	9	81	90	90%
IHS - Hale Mauiola Program (Sand Island ES)	7	99	106	93%
IHS - HOMES Clean & Sober	2	23	25	92%
IHS - HPO RRH Homeless Prevention	1	37	38	97%
IHS - HPO RRH Rapid Re-Housing		25	25	100%
IHS - HPP Homelessness Prevention	6	145	151	96%
IHS - HPP Rapid Re-housing	1	38	39	97%
IHS - Kaa`ahi Families ES	3	42	45	93%
IHS - Kaa`ahi Women's ES	1	86	87	99%
IHS - New PSH 2013 (CoC Funded)	11	17	28	61%
IHS - New Youth Rapid Re-Housing 2016 (NYRRH 2016)	1	25	26	96%
IHS - Oahu Region 1 - Street Outreach (HPO)	4	51	55	93%
IHS - Oahu Region 2 - Street Outreach (HPO)	10	132	142	93%
IHS - Oahu Region 4 - Street Outreach (HPO)	11	108	119	91%
IHS - SPC Home At Last 2010	57	26	83	31%
IHS - SPC Home Sweet Home II	3	12	15	80%
IHS - SPC No Place Like Home	7	12	19	63%
IHS - Sumner Men's ES	3	148	151	98%
IHS - TBH Medical Respite (ES)		23	23	100%
IHS - Moilili Homeless Outreach Program (CLOSED)	1		1	0%
Ka Hale A Ke Ola, Inc	2	259	261	99%
KHAKO - Westside ES	1	83	84	99%
KHAKO - Westside TH		29	29	100%
KHAKO - Central ES	1	106	107	99%
KHAKO - Central TH		41	41	100%
Kalihi Palama Health Center	115	179	294	61%

Consent to Share Data by Organization and Program

Active Adults During February 2019

Organization/Program	No	Yes	Grand Total	% Consent
KPHC - ESG Homelessness Prevention	1	53	54	98%
KPHC - ESG Rapid Re-housing	3	28	31	90%
KPHC - New Beginnings S+C Program	111	44	155	28%
KPHC - Oahu Region 1 - Street Outreach (HPO)		27	27	100%
KPHC - Oahu Region 6 - Street Outreach (HPO)		10	10	100%
KPHC - PATH Street Outreach Program		16	16	100%
KPHC - PATH Services Only Program		1	1	100%
Kauai Economic Opportunity	4	103	107	96%
KEO - Kauai All Regions - Street Outreach (HPO)		55	55	100%
KEO - Komohana Group Home TH		3	3	100%
KEO - Mana'olana Emergency	2	31	33	94%
KEO - Mana'olana Transitional Housing		9	9	100%
KEO - Pa`a Hana PSH	2	1	3	33%
KEO - Lawehana Transitional Housing Program		4	4	100%
Kealahou West Oahu	21	222	243	91%
KWO - Oahu Region 7 - Street Outreach (HPO)	11	74	85	87%
KWO - Onelau`ena Emergency Shelter	5	92	97	95%
KWO - Onemalu Transitional Housing	5	56	61	92%
Legal Aid Society of Hawaii	9	222	231	96%
LASH - HPO Legal Services Program	9	219	228	96%
LASH - SSVF Legal Services Program		3	3	100%
Maui AIDS Foundation	20		20	0%
MAF - HOPWA Formula - PSH TBRA	18		18	0%
MAF - HOPWA Formula STRMU	2		2	0%
Maui Youth Family Services	2		2	0%
MYFS - BCP Homeless Prevention Program	2		2	0%
Mental Health Kokua	3	33	36	92%
MHK - Oahu Activity Center Homeless Outreach Program		14	14	100%
MHK - Safe Haven Permanent Supportive Housing	3	19	22	86%
Residential Youth Services & Empowerment		14	14	100%
RYSE - Youth Outreach		14	14	100%
Salvation Army FSO	4	161	165	98%
SARMY - FSO HPO RRH Homeless Prevention		80	80	100%
SARMY - FSO HPO RRH Rapid Re-Housing	4	73	77	95%
SARMY - FSO Pathway of Hope Transitional Housing		8	8	100%
SARMY - Ka Ohu Hou O Manoa FTS	2	9	11	82%
SARMY - Maui Homeless Outreach Program	4	1	5	20%
Shelter of Wisdom	6	54	60	90%
SOW - Great Joy 1		7	7	100%
SOW - Great Joy 2	1	5	6	83%
SOW - Great Joy 3		9	9	100%
SOW - Great Joy 4	1	4	5	80%
SOW - Streams of Joy 1	1	4	5	80%
SOW - Streams of Joy 2	1	14	15	93%
SOW - Hearts of Joy 2	2	11	13	85%
Steadfast Housing Development Corporation	103	136	239	57%

Consent to Share Data by Organization and Program
Active Adults During February 2019

Organization/Program	No	Yes	Grand Total	% Consent
SHDC - Eono S+C		2	2	100%
SHDC - Hale Ulu Pono TH		4	4	100%
SHDC - Kaahele CoC Funded (Kauai)	1	2	3	67%
SHDC - Kalaeloa (Headway House) CoC Funded (Oahu)	13	16	29	55%
SHDC - Kaulana CoC Funded (Maui)	1	1	2	50%
SHDC - Kulalani CoC Funded (Maui)	2	1	3	33%
SHDC - Oahu Shelter Plus Care Program	75	85	160	53%
SHDC - Ekolu Group Homes Ahukini (Oahu)		4	4	100%
SHDC - Ekolu Group Homes Kaukama (Oahu)		3	3	100%
SHDC - Ekolu Group Homes Komo Mai (Oahu)		4	4	100%
SHDC - Eha S+C (Maui)	11	14	25	56%
USVETS	55	789	844	93%
USVETS - BP Ewa HOPTel		5	5	100%
USVETS - BP GPD Bridge Housing	1	38	39	97%
USVETS - BP GPD Clinical Treatment		21	21	100%
USVETS - BP GPD Low Demand		35	35	100%
USVETS - BP Hilo HOPTel Program		4	4	100%
USVETS - BP HPO Housing First PSH	14	63	77	82%
USVETS - BP Kauai HOPTel Program		5	5	100%
USVETS - BP Leeward PSH		18	18	100%
USVETS - BP Oahu Region 3 - Street Outreach (HPO)	4	21	25	84%
USVETS - BP Oahu Region 5 - Street Outreach (HPO)		89	89	100%
USVETS - BP Pearl City HOPTel		2	2	100%
USVETS - BP Pearl City Seniors HOPTel		4	4	100%
USVETS - BP Permanent Supportive Housing CoC	5	7	12	58%
USVETS - BP PH2 CHAMPS VET FAMILIES	8	12	20	60%
USVETS - BP Respite Beds Barbers Point		8	8	100%
USVETS - SSVF Priority 1 Homeless Prevention	2	38	40	95%
USVETS - SSVF Priority 1 Rapid Re-housing	2	136	138	99%
USVETS - WCC Emergency Shelter	4	110	114	96%
USVETS - WCC HOPTel		4	4	100%
USVETS - WCC Housing First Increment II (City)	11	84	95	88%
USVETS - WCC HPO RRH Homeless Prevention	1	5	6	83%
USVETS - WCC HPO RRH Rapid Re-Housing	1	35	36	97%
USVETS - WCC ESG Rapid Re-Housing 2018	1	34	35	97%
USVETS - SSVF Oahu Rapid Re-housing	1	2	3	67%
USVETS - WCC SITH		3	3	100%
USVETS - BP SITH		5	5	100%
USVETS - WCC ESG Rapid Re-Housing 2017		1	1	100%
WCCHC - Homeless Outreach Program	84	118	202	58%
WH - Next Step Emergency Shelter		147	147	100%
NALO - Waimanalo Health Center Street Outreach	1	38	39	97%
Women In Need	1	46	47	98%
WIN - Bridge To Success Kauai TH		14	14	100%
WIN - Family House Aiea TH	1	11	12	92%
WIN - Bridge To Success Halawa TH		21	21	100%
Grand Total	739	5802	6541	89%

**Length of Stay by Program Type - Statewide
Exits During February 2019**

Program Type	# Exits in February	Average Days to Exit
Emergency Shelter (ES)	319	113
Homeless Outreach	123	118
Homeless Prevention	214	165
Permanent Supportive Housing (PSH)	21	1144
Rapid Re-Housing (RRH)	242	276
Services Only program	40	193
Transitional Housing (TH)	91	244
Grand Total	1050	197

**Length of Stay by County and Program Type
Exits During February 2019**

County/Program Type	# Exits in February	Average Days to Exit
Hawaii	139	194
Emergency Shelter (ES)	14	76
Homeless Outreach	13	128
Homeless Prevention	27	247
Permanent Supportive Housing (PSH)	2	648
Rapid Re-Housing (RRH)	75	197
Transitional Housing (TH)	8	194
Kauai	23	173
Emergency Shelter (ES)	13	100
Homeless Outreach	1	96
Permanent Supportive Housing (PSH)	1	1173
Rapid Re-Housing (RRH)	6	214
Transitional Housing (TH)	2	66
Maui	132	128
Emergency Shelter (ES)	55	118
Homeless Outreach	27	98
Homeless Prevention	21	91
Permanent Supportive Housing (PSH)	2	1395
Rapid Re-Housing (RRH)	7	112
Transitional Housing (TH)	20	112
Oahu	756	210
Emergency Shelter (ES)	237	114
Homeless Outreach	82	123
Homeless Prevention	166	161
Permanent Supportive Housing (PSH)	16	1173
Rapid Re-Housing (RRH)	154	325
Services Only program	40	193
Transitional Housing (TH)	61	299
Grand Total	1050	197

**Length of Stay by Organization and Program
Exits During February 2019**

Organization/Program	# Exits in February	Average Days to Exit
ALEA Bridge	4	186
ALEA - ESG Rapid Rehousing	4	186
Alternative Structures International	25	318
ASI - Ohana Ola O Kahumana	16	279
ASI - HPO RRH Rapid ReHousing	9	386
Catholic Charities Hawaii	190	318
CCH - HPP Rapid Re-housing	93	432
CCH - Kakaako Family Assessment Center	3	73
CCH - SHEG Oahu Homelessness Prevention	6	140
CCH - HPP Homeless Prevention	78	218
CCH - Ma'ili Land Transitional Housing	6	313
CCH - City HF Increment III	2	103
CCH - SSVF Priority 1 Homeless Prevention	1	73
CCH - SSVF Priority 1 Rapid Rehousing	1	99
Family Life Center	69	100
FLC - Ho'olanani	7	28
FLC - HPP Maui Homelessness Prevention	21	91
FLC - Maui Regions 1, 2, 3, 6 - Street Outreach (HPO)	15	59
FLC - Maui Regions 4, 5 - Street Outreach (HPO)	12	147
FLC - ESG Kauai Rapid Re-housing	1	71
FLC - HPP Maui Rapid Re-housing	7	112
FLC - HPP Kauai Rapid Re-housing	5	242
FLC - S+C 2	1	57
Family Promise of Hawaii	11	43
FPH - Honolulu Family Center	4	53
FPH - Windward Family Center	1	59
FPH - ESG Rapid Rehousing	6	34
Gregory House Programs	3	315
GHP - Community Residential Program TH	2	377
GHP - HOPWA Gregory House (Competitive TH)	1	193
Hale Kipa	3	252
HKIPA - Apana Women's Shelter TLP	2	129
HKIPA - Maka'aloa Men's TLP	1	497
Hawaii Affordable Properties, Inc.	4	335
HAP - Na Kahua Hale O Ulu Wini	4	335
Holomua Na Ohana	8	650
HNO - Weinberg Village Waimanalo	8	650
Honolulu Community Action Program	5	520
HCAP - Kumuhonua	5	520
HOPE Services Hawaii, Inc.	133	183
HOPE - East Hawaii Emergency Mens Program ES	6	92
HOPE - Hawaii Regions 1, 8, 9, 10 - Street Outreach (HPO)	2	90
HOPE - Hawaii Regions 2, 3, 4, 5, 6, 7 - Street Outreach (HPO)	9	108
HOPE - HPP Rapid Re-housing	57	207
HOPE - Kiheipua	2	80
HOPE - West Hawaii Emergency Housing Program	5	45

**Length of Stay by Organization and Program
Exits During February 2019**

Organization/Program	# Exits in February	Average Days to Exit
HOPE - HPO RRH Rapid Re-Housing	14	160
HOPE - PATH Street Outreach Program	2	259
HOPE - HPP Homelessness Prevention	27	247
HOPE - ESG Rapid Re-housing	1	163
HOPE - Wilder House	4	53
HOPE - HPO NI Housing First	1	151
HOPE - New Start	3	185
Housing Solutions, Inc.	4	173
HSI - Kulaokahua Apts (TH for the Elderly)	3	162
HSI - Na Kolea Rooming House	1	206
Institute for Human Services	225	115
IHS - Behavioral Health ES	9	40
IHS - Kaa`ahi Families ES	36	111
IHS - Kaa`ahi Women's ES	23	84
IHS - Sumner Men's ES	21	37
IHS - TBH Medical Respite (ES)	12	24
IHS - Hale Mauiola Program (Sand Island ES)	16	73
IHS - Oahu Region 1 - Street Outreach (HPO)	6	175
IHS - HPO RRH Homeless Prevention	29	17
IHS - HPO RRH Rapid Re-Housing	2	15
IHS - Oahu Region 2 - Street Outreach (HPO)	6	103
IHS - HPP Homelessness Prevention	49	165
IHS - SPC Home At Last 2010	2	1034
IHS - City FY15 Housing First PSH	4	831
IHS - ESG Rapid Re-housing	1	187
IHS - HPP Rapid Re-housing	8	183
IHS - New PSH 2013 (CoC Funded)	1	98
Ka Hale A Ke Ola, Inc	68	126
KHAKO - Westside ES	29	144
KHAKO - Central ES	19	111
KHAKO - Central TH	5	98
KHAKO - Westside TH	15	117
Kalihi Palama Health Center	14	144
KPHC - PATH Street Outreach Program	1	99
KPHC - New Beginnings S+C Program	1	1142
KPHC - Oahu Region 6 - Street Outreach (HPO)	3	83
KPHC - Oahu Region 1 - Street Outreach (HPO)	9	58
Kauai Economic Opportunity	14	182
KEO - Mana'olana Emergency	10	114
KEO - Kauai All Regions - Street Outreach (HPO)	1	96
KEO - Mana'olana Transitional Housing	2	66
KEO - Pa`a Hana PSH	1	1173
Kealahou West Oahu	43	138
KWO - Onelau`ena Emergency Shelter	22	202
KWO - Oahu Region 7 - Street Outreach (HPO)	21	72
Legal Aid Society of Hawaii	40	193

**Length of Stay by Organization and Program
Exits During February 2019**

Organization/Program	# Exits in February	Average Days to Exit
LASH - HPO Legal Services Program	40	193
Mental Health Kokua	1	1341
MHK - Safe Haven Permanent Supportive Housing	1	1341
Salvation Army FSO	3	346
SARMY - FSO HPO RRH Rapid Re-Housing	2	365
SARMY - FSO Pathway of Hope Transitional Housing	1	309
Shelter of Wisdom	5	166
SOW - Great Joy 2	2	282
SOW - Hearts of Joy 2	2	107
SOW - Great Joy 1	1	52
Steadfast Housing Development Corporation	6	2316
SHDC - Oahu Shelter Plus Care Program	3	3000
SHDC - Kalaeloa (Headway House) CoC Funded (Oahu)	1	1019
SHDC - Eono S+C	1	1144
SHDC - Eha S+C (Maui)	1	2732
USVETS	99	124
USVETS - BP Ewa HOPTel	2	14
USVETS - BP GPD Bridge Housing	5	73
USVETS - BP GPD Clinical Treatment	4	222
USVETS - SSVF Priority 1 Homeless Prevention	3	67
USVETS - SSVF Priority 1 Rapid Re-housing	17	131
USVETS - WCC Emergency Shelter	44	147
USVETS - WCC HPO RRH Rapid Re-Housing	8	55
USVETS - BP Hilo HOPTel Program	1	128
USVETS - BP Respite Beds Barbers Point	1	113
USVETS - BP Kauai HOPTel Program	3	52
USVETS - BP Oahu Region 5 - Street Outreach (HPO)	4	104
USVETS - BP SITH	2	34
USVETS - WCC Housing First Increment II (City)	1	564
USVETS - WCC SITH	1	20
USVETS - SSVF Oahu Rapid Re-housing	3	81
Waianae Coast Comprehensive Health Center	32	175
WCCHC - Homeless Outreach Program	32	175
Waikiki Health	38	163
WH - Next Step Emergency Shelter	38	163
Women In Need	3	22
WIN - Bridge To Success Halawa TH	3	22
Grand Total	1050	197

Timeliness Report - February 2019 (Intakes)
Date Range: 2/1/2019 - 2/28/2019

Average Days Taken to Input Enrollments (clients enrolled during reporting period)			
Program Name	Program Type	Clients Enrolled	Avg Days to Input
Hawaii County VI SPDAT v2 Family	Coordinated Assessment	26	2.50
Hawaii County VI SPDAT v2 Individual	Coordinated Assessment	48	3.54
Hawaii County VI SPDAT v2 TAY	Coordinated Assessment	2	0.00
Kauai County VI SPDAT v2 Family	Coordinated Assessment	4	0.00
Kauai County VI SPDAT v2 Individual	Coordinated Assessment	13	0.38
Maui County VI SPDAT v2 Family	Coordinated Assessment	25	1.56
Maui County VI SPDAT v2 Individual	Coordinated Assessment	41	1.59
Maui County VI SPDAT v2 TAY	Coordinated Assessment	2	8.50
Oahu County VI SPDAT v2 Family	Coordinated Assessment	143	2.06
Oahu County VI SPDAT v2 Individual	Coordinated Assessment	225	1.11
Oahu County VI SPDAT v2 TAY	Coordinated Assessment	8	0.00
CCH - Kakaako Family Assessment Center	Emergency Shelter (ES)	6	5.00
FLC - Ho'olanani	Emergency Shelter (ES)	4	0.00
FPH - Honolulu Family Center	Emergency Shelter (ES)	9	0.89
HOPE - East Hawaii Emergency Mens Program ES	Emergency Shelter (ES)	8	2.00
HOPE - Kiheipua	Emergency Shelter (ES)	5	2.00
HOPE - West Hawaii Emergency Housing Program	Emergency Shelter (ES)	9	0.56
IHS - Behavioral Health ES	Emergency Shelter (ES)	8	0.13
IHS - Hale Mauliola Program (Sand Island ES)	Emergency Shelter (ES)	29	0.55
IHS - Kaa`ahi Families ES	Emergency Shelter (ES)	28	0.07
IHS - Kaa`ahi Women's ES	Emergency Shelter (ES)	26	0.00
IHS - Sumner Men's ES	Emergency Shelter (ES)	41	3.34
IHS - TBH Medical Respite (ES)	Emergency Shelter (ES)	11	0.00
KEO - Mana'olana Emergency	Emergency Shelter (ES)	7	0.00
KHAKO - Central ES	Emergency Shelter (ES)	32	0.00
KHAKO - Westside ES	Emergency Shelter (ES)	29	0.00
KWO - Onelau`ena Emergency Shelter	Emergency Shelter (ES)	22	2.05
SOW - Great Joy 1	Emergency Shelter (ES)	2	4.00
SOW - Great Joy 3	Emergency Shelter (ES)	1	8.00
SOW - Hearts of Joy 2	Emergency Shelter (ES)	1	11.00
SOW - Streams of Joy 2	Emergency Shelter (ES)	1	0.00
USVETS - BP Ewa HOPTel	Emergency Shelter (ES)	2	0.00
USVETS - BP Hilo HOPTel Program	Emergency Shelter (ES)	1	5.00
USVETS - BP Kauai HOPTel Program	Emergency Shelter (ES)	2	3.50
USVETS - BP Pearl City Seniors HOPTel	Emergency Shelter (ES)	2	1.50
USVETS - BP Respite Beds Barbers Point	Emergency Shelter (ES)	1	3.00
USVETS - WCC Emergency Shelter	Emergency Shelter (ES)	40	4.65
USVETS - WCC HOPTel	Emergency Shelter (ES)	1	0.00
WH - Next Step Emergency Shelter	Emergency Shelter (ES)	39	6.41
CCH - SHEG NI Homelessness Prevention	Homelessness Prevention	11	0.91
CCH - SHEG Oahu Homelessness Prevention	Homelessness Prevention	12	0.92
CCH - SSVF Priority 1 Homeless Prevention	Homelessness Prevention	8	3.50
FLC - ESG Kauai Homelessness Prevention	Homelessness Prevention	3	0.00

Timeliness Report - February 2019 (Intakes)
Date Range: 2/1/2019 - 2/28/2019

Average Days Taken to Input Enrollments (clients enrolled during reporting period)			
Program Name	Program Type	Clients Enrolled	Avg Days to Input
FLC - ESG Maui Homelessness Prevention	PH - Permanent Supportive Housing	7	5.43
FLC - HPP Maui Homelessness Prevention	PH - Permanent Supportive Housing	4	0.00
HCAP - HPO RRH Homeless Prevention	PH - Permanent Supportive Housing	1	0.00
HOPE - HPO RRH Homeless Prevention	PH - Permanent Supportive Housing	25	6.52
IHS - HPO RRH Homeless Prevention	PH - Permanent Supportive Housing	24	2.00
IHS - HPP Homelessness Prevention	PH - Permanent Supportive Housing	24	3.25
SARMY - FSO HPO RRH Homeless Prevention	PH - Permanent Supportive Housing	14	5.00
USVETS - SSVF Priority 1 Homeless Prevention	PH - Permanent Supportive Housing	7	2.00
ASI - Leeward CoC PSH	PH - Permanent Supportive Housing	1	0.00
CCH - City HF Increment III	PH - Permanent Supportive Housing	1	0.00
CCH - HPO NI Housing First (Kauai)	PH - Permanent Supportive Housing	2	0.00
FLC - HPO NI Housing First	PH - Permanent Supportive Housing	5	3.60
HOPE - HPO NI Housing First	PH - Permanent Supportive Housing	1	5.00
IHS - SPC Home At Last 2010	PH - Permanent Supportive Housing	1	34.00
SHDC - Ekolu Group Homes Kaukama (Oahu)	PH - Permanent Supportive Housing	1	1.00
SHDC - Oahu Shelter Plus Care Program	PH - Permanent Supportive Housing	6	0.67
USVETS - BP HPO Housing First PSH	PH - Permanent Supportive Housing	1	0.00
USVETS - WCC Housing First Increment II (City)	PH - Permanent Supportive Housing	2	9.50
ASI - ESG Rapid Re-Housing	PH - Rapid Re-Housing	2	5.00
ASI - HPO RRH Rapid ReHousing	PH - Rapid Re-Housing	3	7.00
CCH - SHEG NI Rapid Rehousing	PH - Rapid Re-Housing	3	0.00
CCH - SHEG Oahu Rapid Re-Housing	PH - Rapid Re-Housing	1	1.00
CCH - SSVF Priority 1 Rapid Rehousing	PH - Rapid Re-Housing	4	0.75
FLC - ESG Kauai Rapid Re-housing	PH - Rapid Re-Housing	1	1.00
FLC - ESG Maui Rapid Re-housing	PH - Rapid Re-Housing	8	0.25
FLC - HPO RRH Rapid Re-Housing	PH - Rapid Re-Housing	3	6.00
FLC - HPP Maui Rapid Re-housing	PH - Rapid Re-Housing	7	1.00
GHP - ESG Rapid Re-Housing	PH - Rapid Re-Housing	2	0.00
HCAP - HPO RRH Rapid Re-Housing	PH - Rapid Re-Housing	3	0.33
HOPE - ESG Rapid Re-housing	PH - Rapid Re-Housing	2	5.00
HOPE - HPO RRH Rapid Re-Housing	PH - Rapid Re-Housing	18	9.33
IHS - ESG Rapid Re-housing	PH - Rapid Re-Housing	7	4.43
IHS - HPO RRH Rapid Re-Housing	PH - Rapid Re-Housing	10	5.30
IHS - HPP Rapid Re-housing	PH - Rapid Re-Housing	10	3.40
IHS - New Youth Rapid Re-Housing 2016 (NYRRH 2016)	PH - Rapid Re-Housing	2	1.00
SARMY - FSO HPO RRH Rapid Re-Housing	PH - Rapid Re-Housing	14	7.93
USVETS - SSVF Priority 1 Rapid Re-housing	PH - Rapid Re-Housing	12	5.25
USVETS - WCC ESG Rapid Re-Housing 2017	PH - Rapid Re-Housing	1	4.00
USVETS - WCC ESG Rapid Re-Housing 2018	PH - Rapid Re-Housing	9	3.56
USVETS - WCC HPO RRH Rapid Re-Housing	PH - Rapid Re-Housing	4	0.00
LASH - HPO Legal Services Program	Services Only	30	0.20
ALEA - Street Outreach Program	Street Outreach	3	12.67
FLC - Maui Regions 1, 2, 3, 6 - Street Outreach (HPO)	Street Outreach	37	0.57

Timeliness Report - February 2019 (Intakes)
Date Range: 2/1/2019 - 2/28/2019

Average Days Taken to Input Enrollments (clients enrolled during reporting period)			
Program Name	Program Type	Clients Enrolled	Avg Days to Input
FLC - Maui Regions 4, 5 - Street Outreach (HPO)	Street Outreach	18	1.22
HOPE - Hawaii Regions 1, 8, 9, 10 - Street Outreach (HPO)	Street Outreach	4	1.75
HOPE - Hawaii Regions 2, 3, 4, 5, 6, 7 - Street Outreach (HPO)	Street Outreach	27	3.37
HOPE - PATH Street Outreach Program	Street Outreach	4	3.25
IHS - Oahu Region 1 - Street Outreach (HPO)	Street Outreach	1	0.00
IHS - Oahu Region 2 - Street Outreach (HPO)	Street Outreach	33	0.48
IHS - Oahu Region 4 - Street Outreach (HPO)	Street Outreach	12	2.58
KEO - Kauai All Regions - Street Outreach (HPO)	Street Outreach	25	2.36
KPHC - Oahu Region 1 - Street Outreach (HPO)	Street Outreach	11	5.45
KPHC - PATH Street Outreach Program	Street Outreach	3	8.67
KWO - Oahu Region 7 - Street Outreach (HPO)	Street Outreach	43	7.63
LASH - SSVF Legal Services Program	Street Outreach	1	0.00
MHK - Oahu Activity Center Homeless Outreach Program	Street Outreach	7	0.43
RYSE - Youth Outreach	Street Outreach	16	0.00
USVETS - BP Oahu Region 3 - Street Outreach (HPO)	Street Outreach	12	0.00
WCCHC - Homeless Outreach Program	Street Outreach	27	9.15
ASI - Ohana Ola O Kahumana	Transitional Housing (TH)	28	1.07
GHP - Community Residential Program TH	Transitional Housing (TH)	3	5.67
HAP - Na Kahua Hale O Ulu Wini	Transitional Housing (TH)	12	0.00
HCAP - Kumuhonua	Transitional Housing (TH)	4	0.50
HNO - Weinberg Village Waimanalo	Transitional Housing (TH)	1	8.00
HSI - Kulaokahua Apts (TH for the Elderly)	Transitional Housing (TH)	4	0.25
HSI - Na Kolea Rooming House	Transitional Housing (TH)	3	0.00
KHAKO - Central TH	Transitional Housing (TH)	9	0.67
KHAKO - Westside TH	Transitional Housing (TH)	1	0.00
SARMY - FSO Pathway of Hope Transitional Housing	Transitional Housing (TH)	3	13.00
SARMY - Ka Ohu Hou O Manoa FTS	Transitional Housing (TH)	1	0.00
USVETS - BP GPD Bridge Housing	Transitional Housing (TH)	16	0.56
USVETS - BP GPD Clinical Treatment	Transitional Housing (TH)	2	0.00
USVETS - BP GPD Low Demand	Transitional Housing (TH)	8	0.75
USVETS - BP SITH	Transitional Housing (TH)	2	0.00
USVETS - WCC SITH	Transitional Housing (TH)	1	0.00
WIN - Bridge To Success Halawa TH	Transitional Housing (TH)	4	0.00
WIN - Bridge To Success Kauai TH	Transitional Housing (TH)	2	0.00
WIN - Family House Aiea TH	Transitional Housing (TH)	4	3.50
Aggregates		1614	2.40

Timeliness Report - February 2019 (Exits)

Date Range: 2/1/2019 - 2/28/2019

Average Days Taken to Exit Enrollments (clients exited during reporting period)			
Program Name	Program Type	Total Exited Clients	Avg Days to Exit
Hawaii County VI SPDAT v2 Family	Coordinated Assessment	20	2.85
Hawaii County VI SPDAT v2 Individual	Coordinated Assessment	31	2.32
Hawaii County VI SPDAT v2 TAY	Coordinated Assessment	1	0.00
Kauai County VI SPDAT v2 Family	Coordinated Assessment	13	0.00
Kauai County VI SPDAT v2 Individual	Coordinated Assessment	7	0.14
Maui County VI SPDAT v2 Family	Coordinated Assessment	36	0.39
Maui County VI SPDAT v2 Individual	Coordinated Assessment	31	1.29
Oahu County VI SPDAT v2 Family	Coordinated Assessment	38	4.45
Oahu County VI SPDAT v2 Individual	Coordinated Assessment	37	5.00
Oahu County VI SPDAT v2 TAY	Coordinated Assessment	1	0.00
CCH - Kakaako Family Assessment Center	Emergency Shelter (ES)	3	12.00
FLC - Ho'olanani	Emergency Shelter (ES)	7	0.00
FPH - Honolulu Family Center	Emergency Shelter (ES)	4	0.00
HOPE - East Hawaii Emergency Mens Program ES	Emergency Shelter (ES)	6	2.33
HOPE - Kiheipua	Emergency Shelter (ES)	3	7.00
HOPE - West Hawaii Emergency Housing Program	Emergency Shelter (ES)	5	1.40
IHS - Behavioral Health ES	Emergency Shelter (ES)	9	0.33
IHS - Hale Mauiola Program (Sand Island ES)	Emergency Shelter (ES)	17	0.18
IHS - Kaa`ahi Families ES	Emergency Shelter (ES)	37	0.00
IHS - Kaa`ahi Women's ES	Emergency Shelter (ES)	23	0.00
IHS - Sumner Men's ES	Emergency Shelter (ES)	24	5.88
IHS - TBH Medical Respite (ES)	Emergency Shelter (ES)	12	0.42
KEO - Mana'olana Emergency	Emergency Shelter (ES)	10	0.00
KHAKO - Central ES	Emergency Shelter (ES)	19	0.74
KHAKO - Westside ES	Emergency Shelter (ES)	29	1.41
KWO - Onelau`ena Emergency Shelter	Emergency Shelter (ES)	23	1.48
SOW - Great Joy 1	Emergency Shelter (ES)	1	7.00
SOW - Great Joy 2	Emergency Shelter (ES)	2	12.00
SOW - Hearts of Joy 2	Emergency Shelter (ES)	2	4.50
SOW - Streams of Joy 2	Emergency Shelter (ES)	1	13.00
USVETS - BP Ewa HOPTEL	Emergency Shelter (ES)	2	1.00
USVETS - BP Hilo HOPTEL Program	Emergency Shelter (ES)	1	2.00
USVETS - BP Kauai HOPTEL Program	Emergency Shelter (ES)	3	0.33
USVETS - BP Respite Beds Barbers Point	Emergency Shelter (ES)	1	0.00
USVETS - WCC Emergency Shelter	Emergency Shelter (ES)	45	7.22
WH - Next Step Emergency Shelter	Emergency Shelter (ES)	38	2.87
CCH - HPP Homeless Prevention	Homelessness Prevention	78	2.73
CCH - SHEG Oahu Homelessness Prevention	Homelessness Prevention	6	0.00
CCH - SSVF Priority 1 Homeless Prevention	Homelessness Prevention	1	1.00
FLC - HPP Maui Homelessness Prevention	Homelessness Prevention	21	1.52
HOPE - HPP Homelessness Prevention	Homelessness Prevention	35	0.94
IHS - HPO RRH Homeless Prevention	Homelessness Prevention	29	0.00
IHS - HPP Homelessness Prevention	Homelessness Prevention	49	3.12
USVETS - SSVF Priority 1 Homeless Prevention	Homelessness Prevention	3	8.33
CCH - City HF Increment III	PH - Permanent Supportive Housing	2	0.00
FLC - S+C 2	PH - Permanent Supportive Housing	1	0.00
HOPE - HPO NI Housing First	PH - Permanent Supportive Housing	1	0.00
IHS - City FY15 Housing First PSH	PH - Permanent Supportive Housing	4	0.75
IHS - New PSH 2013 (CoC Funded)	PH - Permanent Supportive Housing	1	0.00

Timeliness Report - February 2019 (Exits)

Date Range: 2/1/2019 - 2/28/2019

Average Days Taken to Exit Enrollments (clients exited during reporting period)			
Program Name	Program Type	Total Exited Clients	Avg Days to Exit
IHS - SPC Home At Last 2010	PH - Permanent Supportive Housing	2	0.00
KEO - Pa`a Hana PSH	PH - Permanent Supportive Housing	1	35.00
KPHC - New Beginnings S+C Program	PH - Permanent Supportive Housing	1	5.00
MHK - Safe Haven Permanent Supportive Housing	PH - Permanent Supportive Housing	1	11.00
SHDC - Eha S+C (Maui)	PH - Permanent Supportive Housing	1	0.00
SHDC - Eono S+C	PH - Permanent Supportive Housing	1	0.00
SHDC - Kalaeloa (Headway House) CoC Funded (Oahu)	PH - Permanent Supportive Housing	1	3.00
SHDC - Oahu Shelter Plus Care Program	PH - Permanent Supportive Housing	3	0.00
USVETS - WCC Housing First Increment II (City)	PH - Permanent Supportive Housing	1	34.00
ALEA - ESG Rapid Rehousing	PH - Rapid Re-Housing	5	15.00
ASI - HPO RRH Rapid ReHousing	PH - Rapid Re-Housing	9	0.00
CCH - HPP Rapid Re-housing	PH - Rapid Re-Housing	93	1.62
CCH - SSVF Priority 1 Rapid Rehousing	PH - Rapid Re-Housing	1	0.00
FLC - ESG Kauai Rapid Re-housing	PH - Rapid Re-Housing	1	0.00
FLC - HPO RRH Rapid Re-Housing	PH - Rapid Re-Housing	7	0.00
FLC - HPP Kauai Rapid Re-housing	PH - Rapid Re-Housing	5	0.00
FLC - HPP Maui Rapid Re-housing	PH - Rapid Re-Housing	7	0.00
FPH - ESG Rapid Rehousing	PH - Rapid Re-Housing	6	6.00
HOPE - ESG Rapid Re-housing	PH - Rapid Re-Housing	1	2.00
HOPE - HPO RRH Rapid Re-Housing	PH - Rapid Re-Housing	18	3.67
HOPE - HPP Rapid Re-housing	PH - Rapid Re-Housing	68	2.21
HOPE - New Start	PH - Rapid Re-Housing	3	3.00
IHS - HPO RRH Rapid Re-Housing	PH - Rapid Re-Housing	2	0.00
IHS - HPP Rapid Re-housing	PH - Rapid Re-Housing	8	3.00
SARMY - FSO HPO RRH Rapid Re-Housing	PH - Rapid Re-Housing	2	29.00
USVETS - SSVF Oahu Rapid Re-housing	PH - Rapid Re-Housing	4	0.00
USVETS - SSVF Priority 1 Rapid Re-housing	PH - Rapid Re-Housing	17	3.41
USVETS - WCC HPO RRH Rapid Re-Housing	PH - Rapid Re-Housing	8	0.00
LASH - HPO Legal Services Program	Services Only	47	0.00
ALEA - Street Outreach Program	Street Outreach	14	0.00
FLC - Maui Regions 1, 2, 3, 6 - Street Outreach (HPO)	Street Outreach	24	0.21
FLC - Maui Regions 4, 5 - Street Outreach (HPO)	Street Outreach	15	1.27
HOPE - Hawaii Regions 1, 8, 9, 10 - Street Outreach (HPO)	Street Outreach	11	5.64
HOPE - Hawaii Regions 2, 3, 4, 5, 6, 7 - Street Outreach (HPO)	Street Outreach	9	5.44
HOPE - PATH Street Outreach Program	Street Outreach	2	0.00
IHS - Oahu Region 1 - Street Outreach (HPO)	Street Outreach	13	0.00
IHS - Oahu Region 2 - Street Outreach (HPO)	Street Outreach	28	0.14
IHS - Oahu Region 4 - Street Outreach (HPO)	Street Outreach	1	0.00
KEO - Kauai All Regions - Street Outreach (HPO)	Street Outreach	12	0.00
KPHC - Oahu Region 1 - Street Outreach (HPO)	Street Outreach	22	4.32
KPHC - Oahu Region 6 - Street Outreach (HPO)	Street Outreach	6	0.00
KPHC - PATH Street Outreach Program	Street Outreach	5	0.20
KWO - Oahu Region 7 - Street Outreach (HPO)	Street Outreach	40	2.15
MHK - Oahu Activity Center Homeless Outreach Program	Street Outreach	1	0.00
USVETS - BP Oahu Region 3 - Street Outreach (HPO)	Street Outreach	1	0.00
USVETS - BP Oahu Region 5 - Street Outreach (HPO)	Street Outreach	15	0.80
WCCHC - Homeless Outreach Program	Street Outreach	47	0.00
ASI - Ohana Ola O Kahumana	Transitional Housing (TH)	16	1.50
CCH - Ma'ili Land Transitional Housing	Transitional Housing (TH)	7	21.00

Timeliness Report - February 2019 (Exits)

Date Range: 2/1/2019 - 2/28/2019

Average Days Taken to Exit Enrollments (clients exited during reporting period)			
Program Name	Program Type	Total Exited Clients	Avg Days to Exit
GHP - Community Residential Program TH	Transitional Housing (TH)	2	11.00
GHP - HOPWA Gregory House (Competitive TH)	Transitional Housing (TH)	1	10.00
HAP - Na Kahua Hale O Ulu Wini	Transitional Housing (TH)	4	3.00
HCAP - Kumuhonua	Transitional Housing (TH)	5	1.40
HKIPA - Apana Women's Shelter TLP	Transitional Housing (TH)	2	5.00
HKIPA - Maka'aloa Men's TLP	Transitional Housing (TH)	1	1.00
HNO - Weinberg Village Waimanalo	Transitional Housing (TH)	8	0.00
HOPE - Wilder House	Transitional Housing (TH)	4	0.00
HSI - Kulaokahua Apts (TH for the Elderly)	Transitional Housing (TH)	3	0.00
HSI - Na Kolea Rooming House	Transitional Housing (TH)	1	0.00
KEO - Mana'olana Transitional Housing	Transitional Housing (TH)	2	2.00
KHAKO - Central TH	Transitional Housing (TH)	5	1.20
KHAKO - Westside TH	Transitional Housing (TH)	15	2.27
SARMY - FSO Pathway of Hope Transitional Housing	Transitional Housing (TH)	1	0.00
USVETS - BP GPD Bridge Housing	Transitional Housing (TH)	5	2.80
USVETS - BP GPD Clinical Treatment	Transitional Housing (TH)	4	1.25
USVETS - BP SITH	Transitional Housing (TH)	2	4.50
USVETS - WCC SITH	Transitional Housing (TH)	1	0.00
WIN - Bridge To Success Halawa TH	Transitional Housing (TH)	3	0.67
Aggregates		1455	2.18