

From: Carlos Peraro, CPC
To: Harold Brackeen, State of Hawaii, Homeless Programs Administrator
Brandee Menino, BTG Chair; Sam Millington, PIC
Date: March 17, 2019
Re: March 2019 HMIS Monitoring Reports

Attached for your review and dissemination to Continuum agencies is the March 2019 HMIS monitoring report. Below are brief highlights from the attached reports.

- 1) End of month, March 2019 Census summary by Continuum and Statewide (pp. 2-8)
 - The Statewide census for emergency and transitional programs increased slightly in March 2019 (2,529), compared to February 2019 (2,470) with an increase in both program types for Oahu, but a decrease in both program types for Neighbor Islands.
 - The total “vacant beds” compared to the HIC bed capacity was 582 (ES and TH) and 482(PSH). This is an increase from last month for all programs types. HIC openings can also vary depending on differences in household size.
 - 35 programs on Oahu and 25 programs on the Neighbor Islands had utilization rates of less than 85% or greater than 110%. These programs are marked in red.
 - Statewide active outreach clients totaled 1,144 (840 on Oahu and 304 on the Neighbor Islands).
- 2) Consent report for March 2019 (pp. 9-19)
 - VI-SPDAT Assessments: Consent to share data rates for Neighbor Islands and Oahu programs were 98% and 94% respectively; (February’s rates: 97% and 94% respectively). (bottom page 9)
 - By Name List: Consent to share data rates as of the 4/02/19, BNL cut was 97% statewide – two percentage point increase from the February 2019 report. March rates included: Oahu Families (90%) and Singles (98%). Neighbor Island family and singles rates ranged from 87% (Kauai Families) to 100% (Hawaii and Maui Singles). (page 10).
 - For adult program intakes entered in March 2019 (n=907), the statewide consent to share was 95%, one percentage point decrease from the February report, and a sustained improvement from August 2017 (55%).
 - Eight programs (pp. 11-14) had consent rates below 80% (March Intakes) - highlighted in RED.
- 3) Length of Stay by Agency and Program for clients exiting during March 2019 (pp. 20-23)
 - The average LOS over all programs was 244 days (representing 1,198 exits), an increase compared to February 2019 (197 days). If the 39 permanent supportive housing programs exits are omitted, the average LOS was 217 days.
 - Overall, emergency shelter and outreach programs’ LOS were the shortest (104 and 96 days). PSH and Rapid Re-Housing LOS were the longest (1,051 and 426 days); TH was next (234).
 - By County, Oahu (286 days) and Maui (124 days) averaged the longest LOS, followed by Hawaii (150 days) and Kauai (109 days). Of note is that the average includes PH projects, which heavily skew this statistic.
 - Emergency Shelter LOS ranged from 43 days on Kauai to 149 days on Hawaii. February’s ES LOS ranged from 76 days (Hawaii) to 118 days (Maui).
- 4) Timeliness (entries and exits) during March 2019 (pp. 24-29)
 - Intake Timeliness was 2.28 average days, a slight decrease compared to 2.40 average days in February. 37 programs (highlighted in RED) averaged more than 3 days to enter intakes.
 - Exit timeliness decreased to 1.93 average days compared to 2.18 days in February, a slight decrease.
 - 28 programs (highlighted in RED) averaged more than 3 days to enter exits.

HMIS Census Report - March 2019
Oahu and Neighbor Islands - HIC Facilities

Summary of Monthly HMIS Shelter Census Counts

April 2018 - March 2019

Highlights indicate that corrections were made.
 Errors were found in the January reports.

HI-501 Oahu Census Summary

	Emerg	Trans	Total HUD Homeless	HIC Openings	PH	HIC Openings	Veterans ES/TH
April 30, 2018	1130	1283	2413	265	1140	102	241
May 31, 2018	1141	1269	2410	261	1143	114	257
June 30, 2018	1133	1236	2369	385	1100	167	246
July 31, 2018	1109	1199	2308	322	1088	123	227
August 31, 2018	1165	1117	2282	369	1100	238	234
September 30, 2018	1143	995	2138	242	1107	236	233
October 31, 2018	1009	785	1794	435	1102	224	158
November 30, 2018	981	801	1782	439	1100	226	162
December 31, 2018	1000	820	1820	402	1117	209	169
January 31, 2019	903	835	1738	492	1110	220	163
February 28, 2019	956	859	1815	442	1108	225	178
March 31, 2020	1048	862	1910	454	1096	310	179

HI-500 Balance of State Census Summary

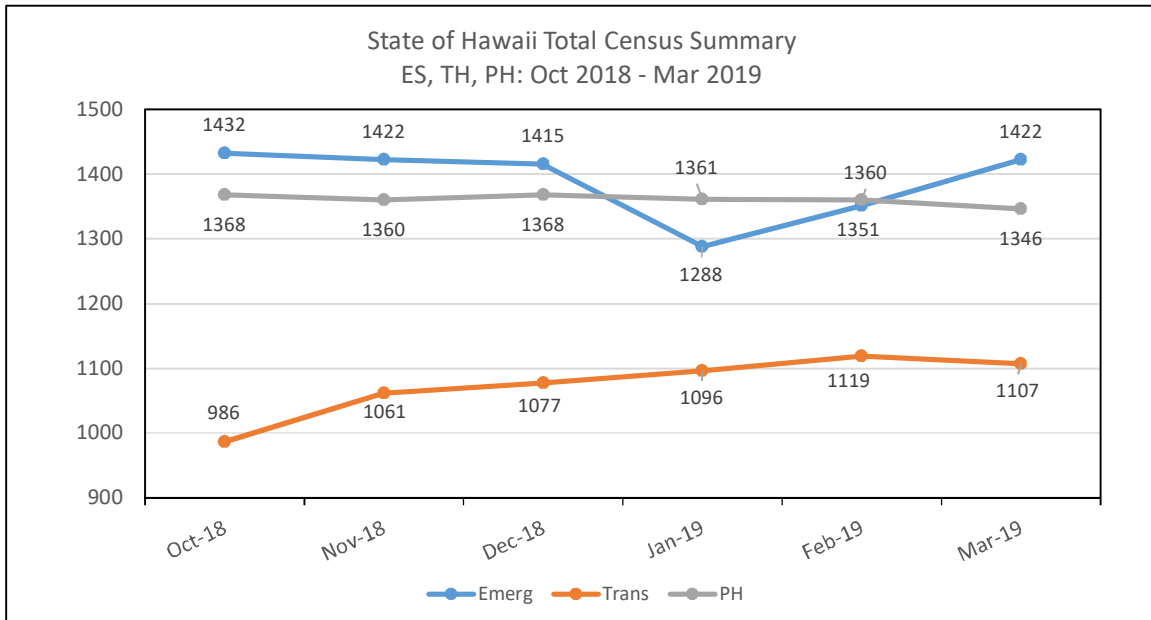
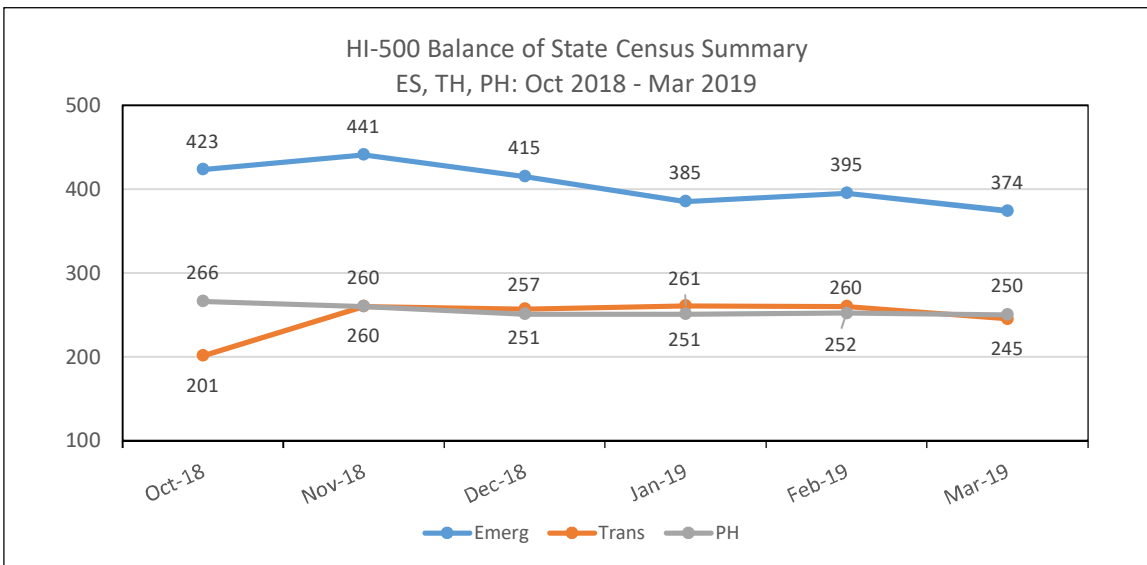
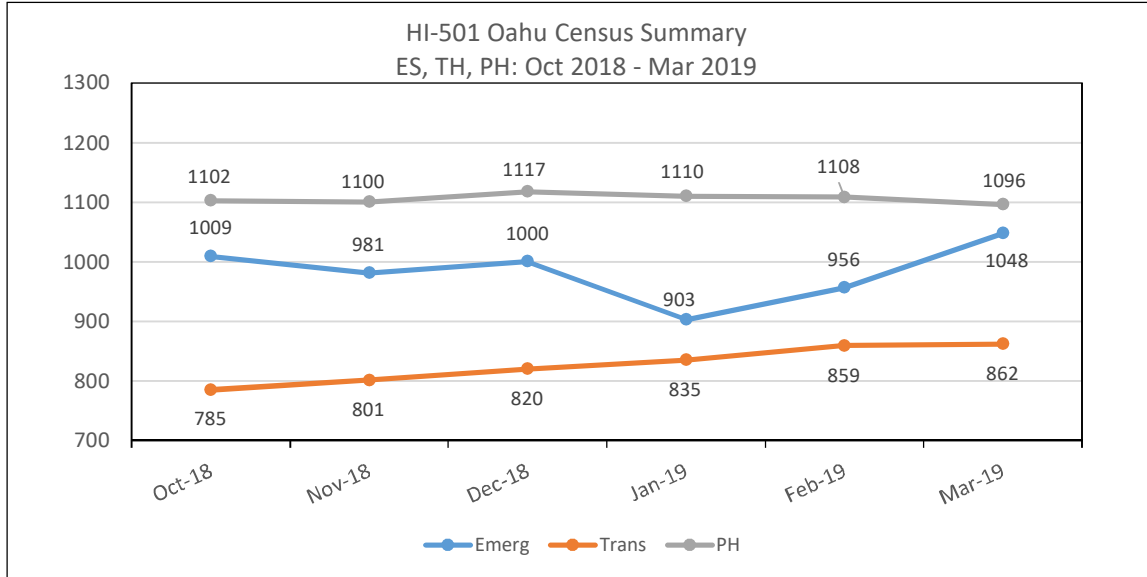
	Emerg	Trans	Total HUD Homeless	HIC Openings	PH	HIC Openings	Veterans ES/TH
April 30, 2018	548	213	761	195	316	135	34
May 31, 2018	566	212	778	179	331	130	38
June 30, 2018	572	199	771	77	331	119	32
July 31, 2018	535	203	738	99	333	117	30
August 31, 2018	557	186	743	105	335	113	26
September 30, 2018	547	188	735	101	327	121	28
October 31, 2018	423	201	624	131	266	180	26
November 30, 2018	441	260	701	75	260	188	24
December 31, 2018	415	257	672	89	251	199	21
January 31, 2019	385	261	646	100	251	202	23
February 28, 2019	395	260	655	96	252	170	28
March 31, 2020	374	245	619	128	250	172	25

State of Hawaii Total Census Summary

	Emerg	Trans	Total HUD Homeless	HIC Openings	PH	HIC Openings	Veterans ES/TH
April 30, 2018	1678	1496	3174	460	1456	237	275
May 31, 2018	1707	1481	3188	440	1474	244	295
June 30, 2018	1705	1435	3140	462	1431	286	278
July 31, 2018	1644	1402	3046	421	1421	240	257
August 31, 2018	1722	1303	3025	474	1435	351	260
September 30, 2018	1690	1183	2873	343	1434	357	261
October 31, 2018	1432	986	2418	566	1368	404	184
November 30, 2018	1422	1061	2483	514	1360	414	186
December 31, 2018	1415	1077	2492	491	1368	408	190
January 31, 2019	1288	1096	2384	592	1361	422	186
February 28, 2019	1351	1119	2470	538	1360	395	206
March 31, 2020	1422	1107	2529	582	1346	482	204

HMIS Census Report - March 2019 Oahu and Neighbor Islands - HIC Facilities

Summary of Monthly HMIS Shelter Census Counts



HMIS Census Report - March 2019
Oahu and Neighbor Islands - HIC Facilities

Proj. Type	Organization Name	Project Name	HIC Beds	Census on 3/31/19	% HIC Beds	Technical Openings	Veterans
ES	Child and Family Service	CFS - Honolulu Shelter	49	SP	NR	NR	SP
ES	Child and Family Service	CFS - Leeward Shelter	27	SP	NR	NR	SP
ES	Catholic Charities Hawaii	CCH - HPO Kakaako Family Assessment Center	50	21	42%	29	2
ES	Catholic Charities Hawaii	CCH - HPO Villages of Maili Family and Individual Assessment Ce	120	51	43%	69	0
ES	Family Promise of Hawaii	FPH - Honolulu Family Center	14	13	93%	1	0
ES	Family Promise of Hawaii	FPH - Windward Family Center	14	13	93%	1	0
ES	Hale Kipa Inc.	HKIPA - Boys Shelter BCP ES	8	1	13%	7	0
ES	Hale Kipa Inc.	HKIPA - Girls Shelter BCP ES	8	4	50%	4	0
ES	IHS Institute for Human Services	IHS - Behavioral Health ES	10	12	120%	0	1
ES	IHS Institute for Human Services	IHS - Hale Mauliola Program (Sand Island ES)	85	99	116%	0	5
ES	IHS Institute for Human Services	IHS - HPO Kaa`ahi Families ES	100	86	86%	14	0
ES	IHS Institute for Human Services	IHS - HPO Kaa`ahi Women's ES	68	69	101%	0	3
ES	IHS Institute for Human Services	IHS - HPO Sumner Men's ES	166	170	102%	0	24
ES	IHS Institute for Human Services	IHS - TBH Medical Respite (ES)	16	20	125%	0	1
ES	Kealahou West Oahu	KWO - HPO Onelau`ena Emergency Shelter	244	178	73%	66	6
ES	Residential Youth Services & Empowerme	RYSE	12	12	100%	0	0
ES	Parents and Children Together	PACT - Ohia Shelter	21	SP	NR	NR	SP
ES	Shelter of Wisdom	SOW - Great Joy 1	8	2	25%	6	0
ES	Shelter of Wisdom	SOW - Great Joy 2	9	7	78%	2	0
ES	Shelter of Wisdom	SOW - Great Joy 3	10	8	80%	2	0
ES	Shelter of Wisdom	SOW - Great Joy 4	6	5	83%	1	0
ES	Shelter of Wisdom	SOW - Hearts of Joy 2	13	12	92%	1	1
ES	Shelter of Wisdom	SOW - Streams of Joy 1	6	5	83%	1	1
ES	Shelter of Wisdom	SOW - Streams of Joy 2	10	14	140%	0	2
ES	U.S. Veterans Initiative	USVETS - BP Ewa HOPTEL	5	2	40%	3	2
ES	U.S. Veterans Initiative	USVETS - BP Pearl City HOPTEL	5	1	20%	4	1
ES	U.S. Veterans Initiative	USVETS - BP Pearl City Seniors HOPTEL	5	2	40%	3	2
ES	U.S. Veterans Initiative	USVETS - BP Respite Beds Barbers Point	10	7	70%	3	7
ES	U.S. Veterans Initiative	USVETS - HPO WCC Emergency Shelter	191	115	60%	76	8
ES	U.S. Veterans Initiative	USVETS - WCC HOPTEL	5	3	60%	2	3
ES	Waikiki Health Center	WH - HPO Next Step Emergency Shelter	135	116	86%	19	5
ES	Windward Spouse Abuse Shelter	WSAS - Hale Ola	18	SP	NR	NR	NR
	Subtotal Emergency Shelter		1333	1048	79%	314	74
TH	Alternative Structures Int't	ASI - Ohana Ola O Kahumana	222	221	100%	1	0
TH	Catholic Charities Hawaii	CCH - Ma`ili Land TH	54	40	74%	14	0
TH	Child and Family Service	CFS - Transitional Apartments (Honolulu and Leeward)	46	NR	NR	NR	NR
TH	Gregory House Programs	GHP - HOPWA Gregory House (Competitive TH)	15	14	93%	1	0
TH	Gregory House Programs	GHP - HPO Community Residential Program TH	11	13	118%	0	2
TH	Honolulu Community Action Prog	HCAP - HPO Kumuhonua	68	72	106%	0	4
TH	Hale Kipa Inc.	HKIPA - HPO Maka`aloa Men's TLP	4	3	75%	1	0
TH	Ho`omau Ke Ola	HKO - Lahilahi	10	6	60%	4	0
TH	Holomua Na`Ohana	HNO - HPO Weinberg Village Waimanalo	125	105	84%	20	0
TH	Housing Solutions Inc.	HSI - HPO Kulaokahua Apts (TH for the Elderly)	31	30	97%	1	3
TH	Housing Solutions Inc.	HSI - HPO Na Kolea Rooming House	64	59	92%	5	3
TH	Kealahou West Oahu	KWO - HPO Onemalu Transitional Housing	190	141	74%	49	2
TH	Parents and Children Together	PACT - Lehua	8	NR	NR	NR	NR
TH	The Salvation Army	SARMY - FSO Pathway of Hope Transitional Housing	24	10	42%	14	0
TH	The Salvation Army ATS	SARMY - Ka Ohu Hou O Manoa FTS	30	17	57%	13	0
TH	Steadfast Housing Dev Corp	SHDC - HPO Hale Ulu Pono TH	10	4	40%	6	1
TH	U.S. Veterans Initiative	USVETS - HPO BP GPD Bridge Housing	36	36	100%	0	3
TH	U.S. Veterans Initiative	USVETS - HPO BP GPD Clinical Treatment	12	12	100%	0	36
TH	U.S. Veterans Initiative	USVETS - HPO BP GPD Low Demand	35	34	97%	1	12
TH	U.S. Veterans Initiative	USVETS - BP SITH	3	3	100%	0	34
TH	U.S. Veterans Initiative	USVETS - WCC SITH	5	5	100%	0	5
TH	Windward Spouse Abuse Shelter	WSAS - Imua	1	NR	NR	NR	NR
TH	Women in Need	WIN - Bridge To Success Halawa TH	27	18	67%	9	0
TH	Women in Need	WIN - Family House Aiea TH	20	19	95%	1	0
	Subtotal Transitional Housing		1000	862	86%	140	105
PSH	Alternative Structures Int't	ASI - Leeward CoC PSH	54	54	100%	0	0
PSH	Catholic Charities Hawaii	CCH - City HF Increment III	130	49	38%	81	4
PSH	Gregory House Programs	GHP - HOPWA Formula - PSH TBRA	33	26	79%	7	6
PSH	Gregory House Programs	GHP - HOPWA SPNS - Competitive PSH TBRA	48	39	81%	9	3
PSH	IHS Institute for Human Services	IHS - City FY15 Housing First PSH	177	143	81%	34	4
PSH	IHS Institute for Human Services	IHS - New PSH 2013 (CoC Funded)	34	22	65%	12	1
PSH	IHS Institute for Human Services	IHS - SPC Home At Last 2010	89	80	90%	9	14
PSH	IHS Institute for Human Services	IHS - SPC Home Sweet Home II	18	16	89%	2	0
PSH	IHS Institute for Human Services	IHS - SPC No Place Like Home	18	18	100%	0	3

HMIS Census Report - March 2019
Oahu and Neighbor Islands - HIC Facilities

Proj. Type	Organization Name	Project Name	HIC Beds	Census on 3/31/19	% HIC Beds	Technical Openings	Veterans
PSH	Kalihi-Palama Health Center	KPHC - New Beginnings S+C Program	181	163	90%	18	8
PSH	Mental Health Kokua	MHK - Safe Haven Permanent Supportive Housing	25	22	88%	3	2
PSH	Steadfast Housing Dev Corp	SHDC - Ekolu Group Homes Ahukini (Oahu)	5	3	60%	2	0
PSH	Steadfast Housing Dev Corp	SHDC - Ekolu Group Homes Kaukama (Oahu)	5	4	80%	1	0
PSH	Steadfast Housing Dev Corp	SHDC - Ekolu Group Homes Komo Mai (Oahu)	5	4	80%	1	0
PSH	Steadfast Housing Dev Corp	SHDC - Kalaeloa (Headway House) CoC Funded (Oahu)	40	28	70%	12	2
PSH	Steadfast Housing Dev Corp	SHDC - Oahu Shelter Plus Care Program	152	152	100%	0	5
PSH	U.S. Veterans Initiative	USVETS - BP Leeward PSH	116	23	20%	93	1
PSH	U.S. Veterans Initiative	USVETS - BP Permanent Supportive Housing CoC	30	12	40%	18	12
PSH	U.S. Veterans Initiative	USVETS - BP PH2 CHAMPS VET FAMILIES	30	30	100%	0	17
PSH	U.S. Veterans Initiative	USVETS - HPO BP Housing First PSH	94	94	100%	0	23
PSH	U.S. Veterans Initiative	USVETS - WCC Housing First Increment II (City)	122	114	93%	8	8
	Subtotal Permanent Housing		1406	1096	78%	310	113
RRH	ALEA Bridge	ALEA - ESG Rapid Rehousing	NA	19	NA	NA	0
RRH	Alternative Structures Int't	ASI - ESG Rapid Re-Housing	NA	31	NA	NA	0
RRH	Alternative Structures Int't	ASI - HPO RRH Rapid ReHousing	NA	63	NA	NA	0
RRH	Catholic Charities Hawaii	CCH - HPO HPP Rapid Re-housing	NA	64	NA	NA	2
RRH	Catholic Charities Hawaii	CCH - HPO SHEG Oahu Rapid Re-Housing	NA	23	NA	NA	0
RRH	Catholic Charities Hawaii	CCH - SSVF Priority 1 Rapid Rehousing	NA	14	NA	NA	14
RRH	Gregory House Programs	GHP - ESG Rapid Re-Housing	NA	11	NA	NA	0
RRH	Honolulu Community Action Prog	HCAP - HPO RRH Rapid Re-Housing	NA	57	NA	NA	1
RRH	IHS Institute for Human Services	IHS - ESG Rapid Re-housing	NA	112	NA	NA	1
RRH	IHS Institute for Human Services	IHS - HOMES Clean & Sober	NA	25	NA	NA	2
RRH	IHS Institute for Human Services	IHS - HPO HPP Rapid Re-housing	NA	94	NA	NA	1
RRH	IHS Institute for Human Services	IHS - HPO RRH Rapid Re-Housing	NA	36	NA	NA	0
RRH	IHS Institute for Human Services	IHS - New Youth Rapid Re-Housing 2016 (NYRRH 2016)	NA	35	NA	NA	2
RRH	Kalihi-Palama Health Center	KPHC - ESG Rapid Re-housing	NA	50	NA	NA	3
RRH	The Salvation Army	SARMY - HPO FSO RRH Rapid Re-Housing	NA	123	NA	NA	1
RRH	U.S. Veterans Initiative	USVETS - HPO WCC RRH Rapid Re-Housing	NA	69	NA	NA	1
RRH	U.S. Veterans Initiative	USVETS - SSVF Priority 1 Rapid Re-housing	NA	121	NA	NA	97
RRH	U.S. Veterans Initiative	USVETS - WCC ESG Rapid Re-Housing 2017	NA	1	NA	NA	0
RRH	U.S. Veterans Initiative	USVETS - WCC ESG Rapid Re-Housing 2018	NA	77	NA	NA	2
RRH	Waikiki Health	WH - HUD Youth Rapid Re-housing	NA	2	NA	NA	1
	Subtotal Rapid ReHousing			1027	NA	NA	128
	Total Emergency+Transitional		2,333	1,910	82%	454	179
	Total Permanent		1,406	1,096	78%	310	113
	TOTAL		3,739	3,006	80%	764	292

HMIS Census Report - March 2019
Oahu and Neighbor Islands - HIC Facilities

Project Type	Organization Name	Project Name	HIC Beds	Census on 3/31/19	%HIC Beds	Technical Openings	Veterans
ES	Child and Family Service	CFS - Hale Ohana	32	SP	NR	NR	NR
ES	Child and Family Service	CFS - West Hawaii Domestic Abuse Shelter	15	SP	NR	NR	NR
ES	Family Life Center	FLC - HPO Ho'olanani	18	7	39%	11	0
ES	HOPE Services Hawaii	HOPE - HPO East Hawaii Emergency Mens Program ES	16	13	81%	3	1
ES	HOPE Services Hawaii	HOPE - HPO Kiheipua	44	35	80%	9	0
ES	HOPE Services Hawaii	HOPE - HPO West Hawaii Emergency Housing Program	31	21	68%	10	1
ES	Kauai Economic Opportunity	KEO - HPO Mana'olana Emergency	38	34	89%	4	0
ES	KHAKO, INC	KHAKO - HPO Central ES	177	146	82%	31	2
ES	KHAKO, INC	KHAKO - HPO Westside ES	119	112	94%	7	9
ES	USVETS	USVETS - BP Hilo HOPTEL Program	5	3	60%	2	3
ES	USVETS	USVETS - BP Kauai HOPTEL Program	5	3	60%	2	3
ES	Women Helping Women	WHW - Hale Lokomaikai	10	SP	NR	NR	NR
ES	YWCA of Kauai	YWCA - Family Violence Shelter	18	SP	NR	NR	NR
	Subtotal Emergency Shelters		453	374	83%	79	19
TH	Child and Family Service	CFS - Hale Kahua Pa'a	16	NR	NR	NR	NR
TH	Hawaii Affordable Properties, Inc.	HAP - Na Kahua Hale O Ulu Wini	55	86	156%	0	0
TH	Hawaii Island Home for Recovery, Inc.	HIHR - HPO Transitional Housing	19	15	79%	4	1
TH	HOPE Services Hawaii	HOPE - Kuleana House	6	5	83%	1	0
TH	HOPE Services Hawaii	HOPE - Wilder House	8	4	50%	4	0
TH	Kauai Economic Opportunity	KEO - HPO Komohana Group Home TH	6	4	67%	2	2
TH	Kauai Economic Opportunity	KEO - HPO Mana'olana Transitional Housing	9	11	122%	0	0
TH	Kauai Economic Opportunity	KEO - Lawehana Transitional Housing Program	24	9	38%	15	0
TH	KHAKO, INC	KHAKO - HPO Central TH	32	61	191%	0	1
TH	KHAKO, INC	KHAKO - HPO Westside TH	51	34	67%	17	2
TH	Women In Need	WIN - HPO Bridge To Success Kauai TH	22	16	73%	6	0
	Subtotal Transitional Housing		232	245	106%	49	6
PSH	Catholic Charities Hawaii	CCH - HPO NI Housing First (Kauai)	14	13	93%	1	0
PSH	Family Life Center	FLC - HPO NI Housing First	37	37	100%	0	3
PSH	Family Life Center	FLC - S+C 1	5	5	100%	0	0
PSH	Family Life Center	FLC - S+C 2	30	25	83%	5	3
PSH	Family Life Center	FLC - S+C 3	20	20	100%	0	1
PSH	Hawaii Island Home for Recovery, Inc.	HIHR - PSH 1	16	13	81%	3	0
PSH	Hawaii Island Home for Recovery, Inc.	HIHR - PSH 2	5	2	40%	3	0
PSH	Hawaii Island Home for Recovery, Inc.	HIHR - PSH 3	3	3	100%	0	0
PSH	Hawaii Island Home for Recovery, Inc.	HIHR - PSH 4	5	4	80%	1	0
PSH	HOPE Services Hawaii	HOPE - HPO NI Housing First	125	52	42%	73	8
PSH	HOPE Services Hawaii	HOPE - Kukui S+C Program	111	41	37%	70	3
PSH	Kauai Economic Opportunity	KEO - Pa'a Hana PSH	4	2	50%	2	1
PSH	Maui AIDS Foundation	MAF - HOPWA Formula - PSH TBRA	29	NR	NR	NR	NR
PSH	Steadfast Housing Dev Corp	SHDC - Eha S+C (Maui)	28	25	NR	NR	2
PSH	Steadfast Housing Dev Corp	SHDC - Eono S+C	6	1	17%	5	0
PSH	Steadfast Housing Dev Corp	SHDC - Kahele CoC Funded (Kauai)	5	3	60%	2	0
PSH	Steadfast Housing Dev Corp	SHDC - Kaulana CoC Funded (Maui)	5	2	40%	3	0
PSH	Steadfast Housing Dev Corp	SHDC - Kulalani CoC Funded (Maui)	6	2	33%	4	0
PSH	Subtotal Permanent Supportive Housing		449	250	56%	172	21
RRH	Catholic Charities Hawaii	CCH - HPO RRH Rapid Re-Housing (Kauai)	NA	39	NA	NA	0
RRH	Catholic Charities Hawaii	CCH - HPO SHEG NI Rapid Rehousing	NA	18	NA	NA	1
RRH	Family Life Center	FLC - ESG Kauai Rapid Re-housing	NA	7	NA	NA	0
RRH	Family Life Center	FLC - ESG Maui Rapid Re-housing	NA	33	NA	NA	0
RRH	Family Life Center	FLC - HPO HPP Maui Rapid Re-housing	NA	17	NA	NA	0
RRH	Family Life Center	FLC - HPO RRH Rapid Re-Housing	NA	28	NA	NA	0
RRH	Family Life Center	FLC - Rental Assistance Program (RAP)	NA	3	NA	NA	0
RRH	HOPE Services Hawaii	HOPE - ESG Rapid Re-housing	NA	7	NA	NA	1
RRH	HOPE Services Hawaii	HOPE - HPO HPP Rapid Re-housing	NA	164	NA	NA	1
RRH	HOPE Services Hawaii	HOPE - HPO RRH Rapid Re-Housing	NA	49	NA	NA	1
RRH	HOPE Services Hawaii	HOPE - New Start	NA	6	NA	NA	0
RRH	U.S. Veterans Initiative	USVETS - SSVF Priority 1 Rapid Re-housing	NA	30	NA	NA	21
	Subtotal Rapid ReHousing		NA	401	NA	NA	25
	Total Emergency+Transitional		685	619	90%	128	25
	Total Permanent		449	250	56%	172	21
	TOTAL		1,134	869	77%	300	46

Homeless Programs Office (HPO) Unit Utilization Analysis

Occupancy as of 3/31/2019

Program Name	Program Type	HMIS Households Served	Total Number of Living Units Per Facilities Description	Utilization Rate
HOPE - Kiheipua	ES	16	15	107%
KHAKO - Central ES	ES	97	70	139%
KHAKO - Westside ES	ES	88	48	183%
KWO - Onelau`ena Emergency Shelter	ES	64	71	90%
USVETS - WCC Emergency Shelter	ES	110	102	108%
WH - Next Step Emergency Shelter	ES	151	123	123%
ASI - Ohana Ola O Kahumana	TH	48	48	100%
CCH - Ma'ili Land Transitional Housing	TH	14	15	93%
GHP - Community Residential Program TH	TH	13	14	93%
HCAP - Kumuhonua	TH	65	58	112%
HIHR - Transitional Housing	TH	16	16	100%
HKIPA - Apana Women's Shelter TLP	TH	0	4	0%
HKIPA - Maka`aloa Men's TLP	TH	3	4	75%
HNO - Weinberg Village Waimanalo	TH	26	30	87%
HSI - Kulaokahua Apts (TH for the Elderly)	TH	29	29	100%
HSI - Na Kolea Rooming House (TH for Working Singles)	TH	65	64	102%
KEO - Komohana Group Home TH	TH	3	5	60%
KEO - Mana'olana Transitional Housing	TH	5	8	63%
KWO - Onemalu Transitional Housing	TH	36	40	90%
SHDC - Hale Ulu Pono TH	TH	4	5	80%
USVETS - BP GPD Projects	TH	112	98	114%
WIN - Bridge To Success Halawa TH (formerly Waianae)	TH	19	5	380%
WIN - Bridge To Success Kauai TH	TH	16	9	178%
WIN - Family House Aiea TH	TH	13	8	163%
Totals		1013	889	114%

HMIS Census Report - March 2019
Oahu and Neighbor Islands - HIC Facilities

Outreach Program Count

Active as of March 31, 2019

Programs	CoC	Active Count	# Veterans
FLC - HPO Maui Regions 1, 2, 3, 6 - Street Outreach	BOS	101	10
FLC - HPO Maui Regions 4, 5 - Street Outreach	BOS	50	4
HOPE - HPO Hawaii Regions 1, 8, 9, 10 - Street Outreach	BOS	26	2
HOPE - HPO Hawaii Regions 2, 3, 4, 5, 6, 7 - Street Outreach	BOS	71	1
HOPE - PATH Street Outreach Program	BOS	19	2
KEO - HPO Kauai All Regions - Street Outreach	BOS	81	2
LASH - SSVF Legal Services Program	BOS	2	0
SARMY - Maui Homeless Outreach Program	BOS	5	0
ALEA - Street Outreach Program	Oahu	20	2
HKIPA/WH - YO!	Oahu	1	0
HNP - Hale Na`au Pono AMHD Street Outreach Program	Oahu	1	0
IHS - HPO Oahu Region 1 - Street Outreach	Oahu	35	3
IHS - HPO Oahu Region 2 - Street Outreach	Oahu	118	10
IHS - HPO Oahu Region 4 - Street Outreach	Oahu	133	13
KPHC - HPO Oahu Region 1 - Street Outreach	Oahu	24	1
KPHC - HPO Oahu Region 6 - Street Outreach	Oahu	7	1
KPHC - PATH Street Outreach Program	Oahu	19	4
KWO - HPO Oahu Region 7 - Street Outreach	Oahu	111	1
LASH - SSVF Legal Services Program	Oahu	1	1
MHK - Oahu Activity Center Homeless Outreach Program	Oahu	15	1
MHK - PATH Street Outreach Program	Oahu	7	1
NALO - Waimanalo Health Center Street Outreach	Oahu	56	1
RYSE - Youth Outreach	Oahu	16	0
USVETS - HPO BP Oahu Region 3 - Street Outreach	Oahu	26	4
TOTAL BY CONTINUUM	Oahu	768	56
TOTAL BY CONTINUUM	BOS	355	21
TOTAL STATEWIDE		1,123	77

Outreach Program Summary	Oahu	BOS	State
April 30, 2018	1,346	606	1,952
May 31, 2018	1,337	621	1,958
June 30, 2018	1,393	635	2,028
July 31, 2018	1,424	656	2,080
August 31, 2018	1,094	684	1,778
September 30, 2018	1,066	602	1,668
October 31, 2018	933	528	1,461
November 30, 2018	1,004	536	1,540
December 31, 2018	1,087	514	1,601
January 31, 2019	710	259	969
February 28, 2019	840	304	1,144
March 31, 2019	768	355	1,123

Consent to Share Data - VI SPDAT Assessments March 2019

HMIS ORGANIZATION - HI 500	No	Yes	Grand Total	% Consent
Catholic Charities Hawaii	0	2	2	100%
Family Life Center	0	17	17	100%
Hawaii Affordable Properties, Inc.	0	7	7	100%
HOPE Services Hawaii, Inc.	1	42	43	98%
Ka Hale A Ke Ola, Inc	0	30	30	100%
Kauai Economic Opportunity	1	8	9	89%
Neighborhood Place of Kona/Friends of the Future	0	1	1	100%
Women In Need	0	1	1	100%
	2	108	110	98%

Consent to Share Data - VI SPDAT Assessments March 2019

HMIS ORGANIZATION - HI 501	No	Yes	Grand Total	% Consent
ALEA Bridge	0	3	3	100%
Alternative Structures International	0	1	1	100%
Catholic Charities Hawaii	2	4	6	67%
Department of Veterans Affairs	0	14	14	100%
Gregory House Programs	0	1	1	100%
Hale Kipa	1	9	10	90%
HOPE Inc.	0	4	4	100%
Institute for Human Services	4	78	82	95%
Kalihi Palama Health Center	0	12	12	100%
Kealahou West Oahu	4	10	14	71%
Koolauloa Health Center	0	4	4	100%
Mental Health Kokua	0	42	42	100%
North Shore Mental Health	0	1	1	100%
Queens's Medical Center	0	5	5	100%
Residential Youth Services & Empowerment	2	9	11	82%
USVETS	2	29	31	94%
Waianae Coast Comprehensive Health Center	1	6	7	86%
Waikiki Health	0	19	19	100%
Women In Need	0	6	6	100%
	16	257	273	94%

Summary	Jun-18	Jul-18	Aug-18	Sep-18	Oct-18	Nov-18	Dec-18	Jan-19	Feb-19	Mar-19
% Consent - HI 500	96%	94%	97%	96%	93%	96%	93%	96%	97%	98%
% Consent - HI 501	93%	91%	90%	90%	92%	91%	89%	92%	94%	94%
State Summary	94%	91%	92%	93%	92%	92%	90%	93%	95%	95%

State Summary	No	Yes	Grand Total	% Consent
March 2019	18	365	383	95%

Consent to Share Data - Statewide BNL Reports as of 04/02/19

Statewide Consent Summary by CES Program

CES Program	No	Yes	TOTAL	% Shared
Oahu Family	46	419	465	90%
Oahu Singles	22	1369	1391	98%
Hawaii Family	4	30	34	88%
Hawaii Singles	0	120	120	100%
Kauai Family	2	13	15	87%
Kauai Singles	1	46	47	98%
Maui Family	2	50	52	96%
Maui Singles	0	147	147	100%
TOTAL	77	2194	2271	97%

Oahu	96%
Hawaii	97%
Kauai	95%
Maui	99%

Oahu Consent Summary by Priority Group

Family CES				
	No	Yes	TOTAL	% Shared
PSH P1	0	10	10	100%
PSH P2	3	28	31	90%
PSH P3	6	43	49	88%
PSH P4	9	70	79	89%
PSH P5	5	71	76	93%
RRH P1	7	34	41	83%
RRH P2	1	49	50	98%
RRH P3	13	97	110	88%
TH P3	0	8	8	100%
TH P4	0	1	1	100%
TH P5	0	0	0	N/A
TH P6	2	8	10	80%
TOTAL	46	419	465	90%

Singles CES				
	No	Yes	TOTAL	% Shared
PSH P1	4	201	205	98%
PSH P2	1	196	197	99%
PSH P3	2	157	159	99%
PSH P4	2	204	206	99%
PSH P5	0	60	60	100%
RRH P1	4	156	160	98%
RRH P2	4	161	165	98%
RRH P3	2	141	143	99%
TH P3	1	54	55	98%
TH P4	1	19	20	95%
TH P5	1	20	21	95%
TH P6	0	0	0	N/A
TOTAL	22	1369	1391	98%

Hawaii Consent Summary by Priority Group

Family CES				
	No	Yes	TOTAL	% Shared
PSH	0	0	0	N/A
RRH	1	9	10	90%
TH	3	21	24	88%
TOTAL	4	30	34	88%

Singles CES				
	No	Yes	TOTAL	% Shared
PSH	0	14	14	100%
RRH	0	65	65	100%
TH	1	46	47	98%
TOTAL	0	120	120	100%

Kauai Consent Summary by Priority Group

Family CES				
	No	Yes	TOTAL	% Shared
PSH	1	2	3	67%
RRH	1	10	11	91%
TH	0	1	1	100%
TOTAL	2	13	15	87%

Singles CES				
	No	Yes	TOTAL	% Shared
PSH	0	3	3	100%
RRH	0	19	19	100%
TH	1	24	25	96%
TOTAL	1	46	47	98%

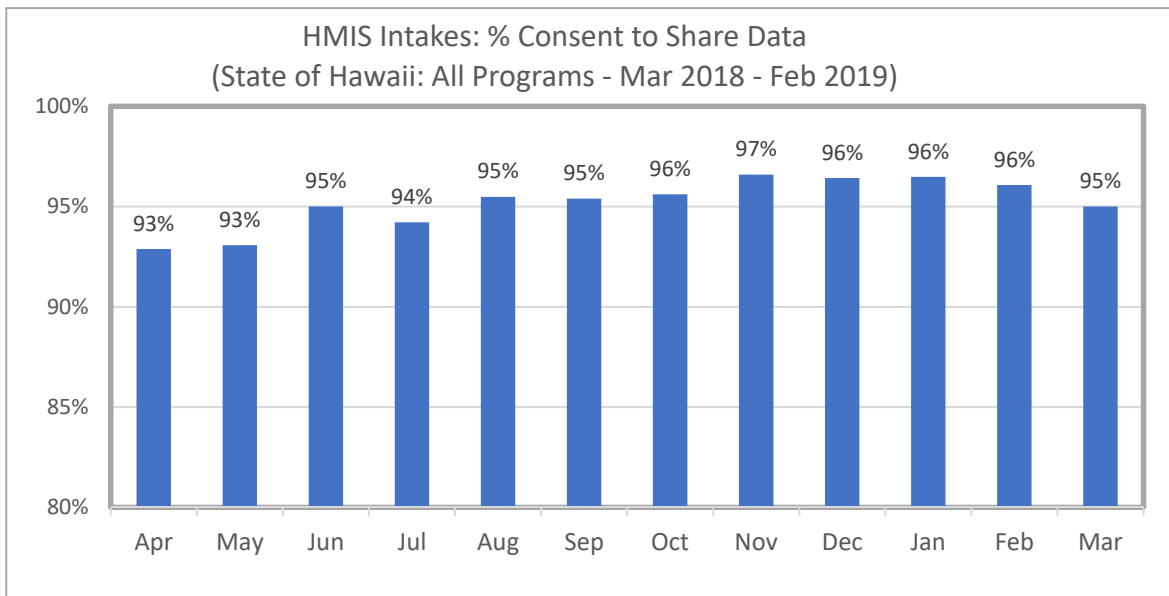
Maui Consent Summary by Priority Group

Family CES				
	No	Yes	TOTAL	% Shared
PSH	0	1	1	100%
RRH	2	18	20	90%
TH	0	31	31	100%
TOTAL	2	50	52	96%

Singles CES				
	No	Yes	TOTAL	% Shared
PSH	0	24	24	100%
RRH	0	49	49	100%
TH	0	74	74	100%
TOTAL	0	147	147	100%

**Consent to Share Data by Program Type
Adult Intakes During March 2019**

Program Types	No	Yes	Grand Total	% Consent
Emergency Shelter (ES)	10	364	374	97%
Homeless Outreach	14	186	200	93%
Homeless Prevention	7	83	90	92%
Permanent Supportive Housing (PSH)		28	28	100%
Rapid Re-Housing (RRH)	6	94	100	94%
Services Only program	2	45	47	96%
Transitional Housing (TH)	2	66	68	97%
Grand Total	41	866	907	95%



**Consent to Share Data by Organization and Program
Adult Intakes During March 2019**

Organization/Program	No	Yes	Grand Total	% Consent
ALEA Bridge		3	3	100%
ALEA - Street Outreach Program		2	2	100%
Alternative Structures International		9	9	100%
ASI - HPO RRH Rapid ReHousing		2	2	100%
ASI - ESG Rapid Re-Housing		2	2	100%
ASI - HPO RRH Homeless Prevention		1	1	100%
ASI - HPO Ohana Ola O Kahumana		4	4	100%
Catholic Charities Hawaii	6	93	99	94%
CCH - SSVF Priority 1 Rapid Rehousing		4	4	100%
CCH - City HF Increment III		1	1	100%
CCH - HPO NI Housing First (Kauai)		2	2	100%
CCH - HPO Villages of Maili Family and Individual Assessment Cen	3	30	33	91%

Consent to Share Data by Organization and Program
Adult Intakes During March 2019

Organization/Program	No	Yes	Grand Total	% Consent
CCH - HPO SHEG NI Homelessness Prevention		14	14	100%
CCH - HPO HPP Homeless Prevention	1	13	14	93%
CCH - HPO SHEG Oahu Homelessness Prevention		10	10	100%
CCH - HPO HPP Rapid Re-housing	2	2	4	50%
CCH - HPO SHEG Oahu Rapid Re-Housing		5	5	100%
CCH - HPO Kakaako Family Assessment Center		8	8	100%
CCH - HPO RRH Rapid Re-Housing (Kauai)		1	1	100%
CCH - HPO Ma'ili Land Transitional Housing		3	3	100%
Family Life Center	9	77	86	90%
FLC - HPO RRH Rapid Re-Housing		2	2	100%
FLC - HPO NI Housing First		4	4	100%
FLC - ESG Maui Homelessness Prevention		7	7	100%
FLC - ESG Maui Rapid Re-housing		15	15	100%
FLC - HPO Maui Regions 1, 2, 3, 6 - Street Outreach	8	22	30	73%
FLC - HPO Maui Regions 4, 5 - Street Outreach		18	18	100%
FLC - HPO Ho'olanani		4	4	100%
FLC - HPO HPP Maui Homelessness Prevention	1	2	3	67%
FLC - HPO HPP Maui Rapid Re-housing		3	3	100%
Gregory House Programs	2	5	7	71%
GHP - HOPWA Gregory House (Competitive TH)	2	1	3	33%
GHP - HPO Community Residential Program TH		1	1	100%
GHP - ESG Homeless Prevention		3	3	100%
Hale Kipa		2	2	100%
HKIPA - HPO Maka'aloa Men's TLP		1	1	100%
HKIPA - Girls Shelter BCP ES		1	1	100%
Holomua Na Ohana		7	7	100%
HNO - HPO Weinberg Village Waimanalo		7	7	100%
Honolulu Community Action Program		8	8	100%
HCAP - HPO RRH Homeless Prevention		1	1	100%
HCAP - HPO Kumuhonua		7	7	100%
HOPE Services Hawaii, Inc.	1	61	62	98%
HOPE - HPO RRH Homeless Prevention		4	4	100%
HOPE - HPO RRH Rapid Re-Housing		5	5	100%
HOPE - HPO NI Housing First		2	2	100%
HOPE - PATH Street Outreach Program		3	3	100%
HOPE - HPO Hawaii Regions 2, 3, 4, 5, 6, 7 - Street Outreach		19	19	100%
HOPE - HPO Kiheipua	1	8	9	89%
HOPE - HPO West Hawaii Emergency Housing Program		7	7	100%
HOPE - Wilder House		2	2	100%
HOPE - HPO East Hawaii Emergency Mens Program ES		6	6	100%
HOPE - HPO Hawaii Regions 1, 8, 9, 10 - Street Outreach		4	4	100%
HOPE - New Start		1	1	100%

**Consent to Share Data by Organization and Program
Adult Intakes During March 2019**

Organization/Program	No	Yes	Grand Total	% Consent
Housing Solutions, Inc.		4	4	100%
HSI - HPO Kulaokahua Apts (TH for the Elderly)		2	2	100%
HSI - HPO Na Kolea Rooming House		2	2	100%
Institute for Human Services	11	227	238	95%
IHS - Behavioral Health ES		11	11	100%
IHS - ESG Rapid Re-housing		1	1	100%
IHS - Hale Mauliola Program (Sand Island ES)		31	31	100%
IHS - HPO RRH Rapid Re-Housing		2	2	100%
IHS - TBH Medical Respite (ES)		16	16	100%
IHS - HPO RRH Homeless Prevention		8	8	100%
IHS - New Youth Rapid Re-Housing 2016 (NYRRH 2016)		6	6	100%
IHS - HPO Kaa`ahi Families ES		12	12	100%
IHS - HPO Sumner Men's ES	3	70	73	96%
IHS - HPO Oahu Region 4 - Street Outreach		9	9	100%
IHS - HPO Kaa`ahi Women's ES	2	17	19	89%
IHS - HPO HPP Homelessness Prevention	1	3	4	75%
IHS - HPO Oahu Region 2 - Street Outreach	2	30	32	94%
IHS - HPO HPP Rapid Re-housing	2	7	9	78%
IHS - City FY15 Housing First PSH		4	4	100%
IHS - HPO Oahu Region 1 - Street Outreach	1		1	0%
Ka Hale A Ke Ola, Inc		64	64	100%
KHAKO - HPO Central ES		22	22	100%
KHAKO - HPO Westside TH		6	6	100%
KHAKO - HPO Central TH		7	7	100%
KHAKO - HPO Westside ES		28	28	100%
KHAKO - Pu'uohonua Drop-in Center		1	1	100%
Kalihi Palama Health Center	4	24	28	86%
KPHC - PATH Street Outreach Program		6	6	100%
KPHC - ESG Homelessness Prevention	4	8	12	67%
KPHC - HPO Oahu Region 1 - Street Outreach		9	9	100%
KPHC - ESG Rapid Re-housing		1	1	100%
Kauai Economic Opportunity		31	31	100%
KEO - HPO Kauai All Regions - Street Outreach		20	20	100%
KEO - HPO Mana'olana Emergency		9	9	100%
KEO - HPO Komohana Group Home TH		1	1	100%
KEO - HPO Mana'olana Transitional Housing		1	1	100%
Kealahou West Oahu	2	23	25	92%
KWO - HPO Oahu Region 7 - Street Outreach	1	13	14	93%
KWO - HPO Onelau`ena Emergency Shelter	1	10	11	91%
Legal Aid Society of Hawaii	1	44	45	98%
LASH - HPO Legal Services Program	1	44	45	98%
Maui AIDS Foundation	1		1	0%
MAF - HOPWA Formula Permanent Housing Placement (PHP)	1		1	0%
Mental Health Kookaa	1	9	10	90%

**Consent to Share Data by Organization and Program
Adult Intakes During March 2019**

Organization/Program	No	Yes	Grand Total	% Consent
MHK - Oahu Activity Center Homeless Outreach Program		2	2	100%
MHK - Safe Haven Permanent Supportive Housing		1	1	100%
MHK - PATH Street Outreach Program	1	6	7	86%
Residential Youth Services & Empowerment		8	8	100%
RYSE - Youth Outreach		1	1	100%
RYSE		7	7	100%
Salvation Army FSO		5	5	100%
SARMY - HPO FSO RRH Homeless Prevention		3	3	100%
SARMY - HPO FSO RRH Rapid Re-Housing		2	2	100%
Shelter of Wisdom		4	4	100%
SOW - Hearts of Joy 2		2	2	100%
SOW - Great Joy 2		2	2	100%
Steadfast Housing Development Corporation		7	7	100%
SHDC - Oahu Shelter Plus Care Program		3	3	100%
SHDC - Ekolu Group Homes Kaukama (Oahu)		1	1	100%
SHDC - Kalaeloa (Headway House) CoC Funded (Oahu)		2	2	100%
SHDC - Kaulana CoC Funded (Maui)		1	1	100%
USVETS	2	97	99	98%
USVETS - BP Ewa HOPTel		1	1	100%
USVETS - SSVF Priority 1 Homeless Prevention		5	5	100%
USVETS - SSVF Priority 1 Rapid Re-housing	2	23	25	92%
USVETS - WCC ESG Rapid Re-Housing 2018		2	2	100%
USVETS - BP Respite Beds Barbers Point		1	1	100%
USVETS - WCC SITH		3	3	100%
USVETS - WCC HOPTel		1	1	100%
USVETS - BP Kauai HOPTel Program		1	1	100%
USVETS - WCC Housing First Increment II (City)		6	6	100%
USVETS - HPO WCC RRH Rapid Re-Housing		6	6	100%
USVETS - HPO WCC Emergency Shelter		34	34	100%
USVETS - HPO BP GPD Low Demand		4	4	100%
USVETS - HPO BP Housing First PSH		1	1	100%
USVETS - HPO BP GPD Bridge Housing		6	6	100%
USVETS - HPO BP Oahu Region 5 - Street Outreach		1	1	100%
USVETS - HPO WCC RRH Homeless Prevention		1	1	100%
USVETS - HPO BP Oahu Region 3 - Street Outreach		1	1	100%
Waianae Coast Comprehensive Health Center	1	20	21	95%
WCCHC - Homeless Outreach Program	1	20	21	95%
Waikiki Health		27	27	100%
WH - HPO Next Step Emergency Shelter		25	25	100%
WH - HUD Youth Rapid Re-housing		2	2	100%
Women In Need		8	8	100%
WIN - HPO Bridge To Success Kauai TH		3	3	100%
WIN - HPO Bridge To Success Halawa TH		2	2	100%
WIN - HPO Family House Aiea TH		3	3	100%
Grand Total	41	866	907	95%

Consent to Share Data by Program Type

Active Adults During March 2019

Program Types	No	Yes	Grand Total	% Consent
Emergency Shelter (ES)	37	1,281	1,318	97%
Homeless Outreach	118	1,074	1,192	90%
Homeless Prevention	58	820	878	93%
Permanent Supportive Housing (PSH)	415	812	1,227	66%
Rapid Re-Housing (RRH)	49	954	1,003	95%
Services Only program	10	224	234	96%
Transitional Housing (TH)	31	696	727	96%
Grand Total	718	5,861	6,579	89%

Consent to Share Data by Organization and Program

Active Adults During March 2019

Organization/Program	No	Yes	Grand Total	% Consent
ALEA Bridge		46	46	100%
ALEA - Street Outreach Program		32	32	100%
ALEA - ESG Rapid Rehousing		14	14	100%
Alternative Structures International	17	170	187	91%
ASI - HPO RRH Homeless Prevention	1	32	33	97%
ASI - Leeward CoC PSH		29	29	100%
ASI - ESG Rapid Re-Housing	1	12	13	92%
ASI - HPO RRH Rapid ReHousing		24	24	100%
ASI - HPO Ohana Ola O Kahumana	15	73	88	83%
Catholic Charities Hawaii	30	504	534	94%
CCH - HPO NI Housing First (Kauai)		10	10	100%
CCH - HPO RRH Homeless Prevention (Kauai)		4	4	100%
CCH - HPO RRH Rapid Re-Housing (Kauai)	1	19	20	95%
CCH - SSVF Priority 1 Homeless Prevention		4	4	100%
CCH - SSVF Priority 1 Rapid Rehousing		19	19	100%
CCH - City HF Increment III	1	31	32	97%
CCH - HPO SHEG Oahu Homelessness Prevention		29	29	100%
CCH - HPO SHEG NI Rapid Rehousing		13	13	100%
CCH - HPO HPP Homeless Prevention	6	145	151	96%
CCH - HPO HPP Rapid Re-housing	17	104	121	86%
CCH - HPO SHEG NI Homelessness Prevention		51	51	100%
CCH - HPO SHEG Oahu Rapid Re-Housing		11	11	100%
CCH - HPO Villages of Maili Family and Individual Assessment Ce	3	30	33	91%
CCH - HPO Ma'ili Land Transitional Housing	1	18	19	95%
CCH - HPO Kakaako Family Assessment Center	1	16	17	94%
Family Life Center	11	339	350	97%
FLC - ESG Kauai Rapid Re-housing		4	4	100%
FLC - ESG Maui Rapid Re-housing		22	22	100%
FLC - HPO NI Housing First		35	35	100%
FLC - HPO RRH Rapid Re-Housing		22	22	100%
FLC - Rental Assistance Program (RAP)		1	1	100%
FLC - S+C 1		5	5	100%
FLC - S+C 2		19	19	100%
FLC - S+C 3		12	12	100%

Consent to Share Data by Organization and Program

Active Adults During March 2019

Organization/Program	No	Yes	Grand Total	% Consent
FLC - HPO RRH Homeless Prevention		1	1	100%
FLC - ESG Kauai Homelessness Prevention		2	2	100%
FLC - ESG Maui Homelessness Prevention		9	9	100%
FLC - HPO HPP Kauai Homelessness Prevention		2	2	100%
FLC - HPO Maui Regions 1, 2, 3, 6 - Street Outreach	10	101	111	91%
FLC - HPO Ho'olanani		9	9	100%
FLC - HPO Maui Regions 4, 5 - Street Outreach		55	55	100%
FLC - HPO HPP Maui Homelessness Prevention	1	25	26	96%
FLC - HPO HPP Maui Rapid Re-housing		8	8	100%
FLC - HPO HPP Kauai Rapid Re-housing		7	7	100%
Family Promise of Hawaii		15	15	100%
FPH - Honolulu Family Center		8	8	100%
FPH - Windward Family Center		7	7	100%
Gregory House Programs	47	64	111	58%
GHP - ESG Homeless Prevention		14	14	100%
GHP - ESG Rapid Re-Housing		10	10	100%
GHP - HOPWA Formula - PSH TBRA	18	8	26	31%
GHP - HOPWA Gregory House (Competitive TH)	3	11	14	79%
GHP - HOPWA SPNS - Competitive PSH TBRA	24	10	34	29%
GHP - HPO Community Residential Program TH	2	11	13	85%
Hale Kipa		6	6	100%
HKIPA/WH - YO!		1	1	100%
HKIPA - HPO Maka'aloa Men's TLP		3	3	100%
HKIPA - Boys Shelter BCP ES		1	1	100%
HKIPA - Girls Shelter BCP ES		1	1	100%
HNP - Hale Na`au Pono AMHD Street Outreach Program		1	1	100%
HAP - Na Kahua Hale O Ulu Wini		38	38	100%
Hawaii Island Home for Recovery	3	37	40	93%
HIHR - PSH 1	3	12	15	80%
HIHR - PSH 2		2	2	100%
HIHR - PSH 3		3	3	100%
HIHR - PSH 4		5	5	100%
HIHR - HPO Transitional Housing		15	15	100%
HNO - HPO Weinberg Village Waimanalo	1	41	42	98%
Honolulu Community Action Program	13	176	189	93%
HCAP - HPO RRH Homeless Prevention	12	54	66	82%
HCAP - HPO RRH Rapid Re-Housing		50	50	100%
HCAP - HPO Kumuhonua	1	72	73	99%
HKO - Lahilahi		6	6	100%
HOPE Services Hawaii, Inc.	10	405	415	98%
HOPE - ESG Homelessness Prevention		8	8	100%
HOPE - ESG Rapid Re-housing		7	7	100%
HOPE - HPO NI Housing First		44	44	100%
HOPE - HPO RRH Homeless Prevention	6	43	49	88%
HOPE - HPO RRH Rapid Re-Housing		18	18	100%
HOPE - Kukui S+C Program	1	34	35	97%
HOPE - Kuleana House		2	2	100%

Consent to Share Data by Organization and Program

Active Adults During March 2019

Organization/Program	No	Yes	Grand Total	% Consent
HOPE - New Start		3	3	100%
HOPE - PATH Street Outreach Program		20	20	100%
HOPE - Wilder House		4	4	100%
HOPE - HPO Hawaii Regions 2, 3, 4, 5, 6, 7 - Street Outreach		65	65	100%
HOPE - HPO Hawaii Regions 1, 8, 9, 10 - Street Outreach		21	21	100%
HOPE - HPO East Hawaii Emergency Mens Program ES		16	16	100%
HOPE - HPO HPP Rapid Re-housing	2	71	73	97%
HOPE - HPO West Hawaii Emergency Housing Program		25	25	100%
HOPE - HPO Kiheipua	1	18	19	95%
HOPE - HPO HPP Homelessness Prevention		6	6	100%
Housing Solutions, Inc.		94	94	100%
HSI - HPO Kulaokahua Apts (TH for the Elderly)		31	31	100%
HSI - HPO Na Kolea Rooming House		63	63	100%
Institute for Human Services	172	1337	1509	89%
IHS - Behavioral Health ES		18	18	100%
IHS - City FY15 Housing First PSH	19	103	122	84%
IHS - ESG Homelessness Prevention	14	54	68	79%
IHS - ESG Rapid Re-housing	9	68	77	88%
IHS - Hale Mauliola Program (Sand Island ES)	6	113	119	95%
IHS - HOMES Clean & Sober	2	23	25	92%
IHS - HPO RRH Homeless Prevention		27	27	100%
IHS - HPO RRH Rapid Re-Housing		25	25	100%
IHS - New PSH 2013 (CoC Funded)	11	16	27	59%
IHS - New Youth Rapid Re-Housing 2016 (NYRRH 2016)	1	30	31	97%
IHS - SPC Home At Last 2010	57	23	80	29%
IHS - SPC Home Sweet Home II	3	12	15	80%
IHS - SPC No Place Like Home	7	12	19	63%
IHS - TBH Medical Respite (ES)		25	25	100%
IHS - HPO Sumner Men's ES	5	196	201	98%
IHS - HPO Oahu Region 4 - Street Outreach	10	120	130	92%
IHS - HPO Kaa`ahi Women's ES	3	83	86	97%
IHS - HPO Oahu Region 1 - Street Outreach	5	41	46	89%
IHS - HPO HPP Rapid Re-housing	3	42	45	93%
IHS - HPO Oahu Region 2 - Street Outreach	10	136	146	93%
IHS - HPO HPP Homelessness Prevention	5	125	130	96%
IHS - HPO Kaa`ahi Families ES	2	45	47	96%
Ka Hale A Ke Ola, Inc	2	273	275	99%
KHAKO - HPO Westside ES	1	93	94	99%
KHAKO - HPO Central ES	1	113	114	99%
KHAKO - HPO Central TH		43	43	100%
KHAKO - HPO Westside TH		23	23	100%
KHAKO - Pu'uhonua Drop-in Center		1	1	100%
Kalihi Palama Health Center	119	188	307	61%
KPHC - ESG Homelessness Prevention	5	59	64	92%
KPHC - ESG Rapid Re-housing	3	29	32	91%
KPHC - New Beginnings S+C Program	111	43	154	28%
KPHC - PATH Street Outreach Program		20	20	100%

Consent to Share Data by Organization and Program

Active Adults During March 2019

Organization/Program	No	Yes	Grand Total	% Consent
KPHC - PATH Services Only Program		1	1	100%
KPHC - HPO Oahu Region 1 - Street Outreach		27	27	100%
KPHC - HPO Oahu Region 6 - Street Outreach		9	9	100%
Kauai Economic Opportunity	2	113	115	98%
KEO - Pa`a Hana PSH	2		2	0%
KEO - Lawehana Transitional Housing Program		4	4	100%
KEO - HPO Kauai All Regions - Street Outreach		65	65	100%
KEO - HPO Mana'olana Emergency		32	32	100%
KEO - HPO Mana'olana Transitional Housing		8	8	100%
KEO - HPO Komohana Group Home TH		4	4	100%
Kealahou West Oahu	19	223	242	92%
KWO - HPO Onelau`ena Emergency Shelter	6	95	101	94%
KWO - HPO Oahu Region 7 - Street Outreach	8	72	80	90%
KWO - HPO Onemalu Transitional Housing	5	56	61	92%
Legal Aid Society of Hawaii	8	225	233	97%
LASH - HPO Legal Services Program	8	222	230	97%
LASH - SSVF Legal Services Program		3	3	100%
Maui AIDS Foundation	22		22	0%
MAF - HOPWA Formula - PSH TBRA	18		18	0%
MAF - HOPWA Formula STRMU	2		2	0%
MAF - HOPWA Formula Permanent Housing Placement (PHP)	2		2	0%
MYFS - BCP Homeless Prevention Program	2		2	0%
Mental Health Kokua	4	40	44	91%
MHK - Oahu Activity Center Homeless Outreach Program		15	15	100%
MHK - Safe Haven Permanent Supportive Housing	3	19	22	86%
MHK - PATH Street Outreach Program	1	6	7	86%
Residential Youth Services & Empowerment		26	26	100%
RYSE - Youth Outreach		14	14	100%
RYSE		12	12	100%
Salvation Army FSO	4	159	163	98%
SARMY - FSO Pathway of Hope Transitional Housing		6	6	100%
SARMY - HPO FSO RRH Rapid Re-Housing	4	72	76	95%
SARMY - HPO FSO RRH Homeless Prevention		81	81	100%
SARMY - Ka Ohu Hou O Manoa FTS	2	10	12	83%
SARMY - Maui Homeless Outreach Program	4	1	5	20%
Shelter of Wisdom	6	51	57	89%
SOW - Great Joy 1		3	3	100%
SOW - Great Joy 2	1	7	8	88%
SOW - Great Joy 3		8	8	100%
SOW - Great Joy 4	1	4	5	80%
SOW - Streams of Joy 1	1	4	5	80%
SOW - Streams of Joy 2	1	14	15	93%
SOW - Hearts of Joy 2	2	11	13	85%
Steadfast Housing Development Corporation	99	140	239	59%
SHDC - Eono S+C		1	1	100%
SHDC - Kaahale CoC Funded (Kauai)	1	2	3	67%

Consent to Share Data by Organization and Program

Active Adults During March 2019

Organization/Program	No	Yes	Grand Total	% Consent
SHDC - Kalaeloa (Headway House) CoC Funded (Oahu)	12	17	29	59%
SHDC - Kaulana CoC Funded (Maui)	1	2	3	67%
SHDC - Kulalani CoC Funded (Maui)	2	1	3	33%
SHDC - Oahu Shelter Plus Care Program	71	88	159	55%
SHDC - Ekolu Group Homes Ahukini (Oahu)		3	3	100%
SHDC - Ekolu Group Homes Kaukama (Oahu)		4	4	100%
SHDC - Ekolu Group Homes Komo Mai (Oahu)		4	4	100%
SHDC - Eha S+C (Maui)	12	14	26	54%
SHDC - HPO Hale Ulu Pono TH		4	4	100%
USVETS	54	792	846	94%
USVETS - BP Ewa HOPTEL		4	4	100%
USVETS - BP Hilo HOPTEL Program		3	3	100%
USVETS - BP Kauai HOPTEL Program		5	5	100%
USVETS - BP Leeward PSH		18	18	100%
USVETS - BP Pearl City HOPTEL		1	1	100%
USVETS - BP Pearl City Seniors HOPTEL		2	2	100%
USVETS - BP Permanent Supportive Housing CoC	5	7	12	58%
USVETS - BP PH2 CHAMPS VET FAMILIES	8	12	20	60%
USVETS - BP Respite Beds Barbers Point		7	7	100%
USVETS - SSVF Priority 1 Homeless Prevention	3	39	42	93%
USVETS - SSVF Priority 1 Rapid Re-housing	4	146	150	97%
USVETS - WCC HOPTEL		3	3	100%
USVETS - WCC Housing First Increment II (City)	11	89	100	89%
USVETS - WCC ESG Rapid Re-Housing 2018	1	34	35	97%
USVETS - WCC SITH		5	5	100%
USVETS - BP SITH		3	3	100%
USVETS - WCC ESG Rapid Re-Housing 2017		1	1	100%
USVETS - HPO BP GPD Bridge Housing		39	39	100%
USVETS - HPO BP Housing First PSH	14	63	77	82%
USVETS - HPO BP Oahu Region 5 - Street Outreach		77	77	100%
USVETS - HPO BP GPD Low Demand		36	36	100%
USVETS - HPO WCC Emergency Shelter	2	113	115	98%
USVETS - HPO WCC RRH Rapid Re-Housing	1	43	44	98%
USVETS - HPO BP Oahu Region 3 - Street Outreach	4	20	24	83%
USVETS - HPO BP GPD Clinical Treatment		16	16	100%
USVETS - HPO WCC RRH Homeless Prevention	1	6	7	86%
WCCHC - Homeless Outreach Program	65	116	181	64%
Waikiki Health		138	138	100%
WH - HPO Next Step Emergency Shelter		136	136	100%
WH - HUD Youth Rapid Re-housing		2	2	100%
NALO - Waimanalo Health Center Street Outreach	1	36	37	97%
Women In Need	1	51	52	98%
WIN - HPO Family House Aiea TH	1	14	15	93%
WIN - HPO Bridge To Success Kauai TH		16	16	100%
WIN - HPO Bridge To Success Halawa TH		21	21	100%
Grand Total	718	5861	6579	89%

**Length of Stay by Program Type - Statewide
Exits During March 2019**

Program Type	# Exits in February	Average Days to Exit
Emergency Shelter (ES)	360	104
Homeless Outreach	166	96
Homeless Prevention	198	171
Permanent Supportive Housing (PSH)	39	1051
Rapid Re-Housing (RRH)	333	425
Services Only program	13	101
Transitional Housing (TH)	89	234
Grand Total	1198	244

**Length of Stay by County and Program Type
Exits During March 2019**

County/Program Type	# Exits in February	Average Days to Exit
Hawaii	84	150
Emergency Shelter (ES)	34	149
Homeless Outreach	20	102
Homeless Prevention	3	166
Permanent Supportive Housing (PSH)	4	351
Rapid Re-Housing (RRH)	17	206
Transitional Housing (TH)	6	20
Kauai	38	109
Emergency Shelter (ES)	5	43
Homeless Outreach	7	113
Homeless Prevention	5	82
Rapid Re-Housing (RRH)	18	64
Transitional Housing (TH)	3	532
Maui	199	124
Emergency Shelter (ES)	92	124
Homeless Outreach	44	71
Homeless Prevention	16	103
Permanent Supportive Housing (PSH)	2	1433
Rapid Re-Housing (RRH)	14	138
Services Only program	2	30
Transitional Housing (TH)	29	127
Oahu	877	286
Emergency Shelter (ES)	229	91
Homeless Outreach	95	105
Homeless Prevention	174	180
Permanent Supportive Housing (PSH)	33	1113
Rapid Re-Housing (RRH)	284	475
Services Only program	11	115
Transitional Housing (TH)	51	303
Grand Total	1198	244

**Length of Stay by Organization and Program
Exits During March 2019**

Organization/Program	# Exits in February	Average Days to Exit
ALEA Bridge	1	90
ALEA - Street Outreach Program	1	90
Alternative Structures International	17	369
ASI - HPO Ohana Ola O Kahumana	17	369
Catholic Charities Hawaii	344	441
CCH - SSVF Priority 1 Rapid Rehousing	6	281
CCH - HPO HPP Homeless Prevention	75	243
CCH - HPO HPP Rapid Re-housing	238	534
CCH - HPO Kakaako Family Assessment Center	19	103
CCH - HPO Ma'ili Land Transitional Housing	6	416
Family Life Center	104	83
FLC - HPO HPP Maui Homelessness Prevention	16	103
FLC - HPO Ho'olanani	7	54
FLC - HPO Maui Regions 4, 5 - Street Outreach	15	37
FLC - HPO Maui Regions 1, 2, 3, 6 - Street Outreach	29	88
FLC - HPO RRH Rapid Re-Housing	12	146
FLC - HPO HPP Kauai Rapid Re-housing	18	64
FLC - ESG Kauai Homelessness Prevention	5	82
FLC - ESG Maui Rapid Re-housing	1	3
FLC - HPO HPP Maui Rapid Re-housing	1	180
Gregory House Programs	1	244
GHP - ESG Homeless Prevention	1	244
Hawaii Island Home for Recovery	3	297
HIHR - PSH 1	2	213
HIHR - PSH 4	1	465
Holomua Na Ohana	2	296
HNO - HPO Weinberg Village Waimanalo	2	296
Honolulu Community Action Program	3	192
HCAP - HPO RRH Homeless Prevention	2	278
HCAP - HPO Kumuhonua	1	19
HOPE Services Hawaii, Inc.	80	140
HOPE - PATH Street Outreach Program	1	137
HOPE - Wilder House	6	20
HOPE - HPO Kiheipua	24	186
HOPE - HPO East Hawaii Emergency Mens Program ES	5	54
HOPE - HPO RRH Homeless Prevention	2	162
HOPE - HPO Hawaii Regions 1, 8, 9, 10 - Street Outreach	11	121
HOPE - HPO West Hawaii Emergency Housing Program	5	64
HOPE - HPO Hawaii Regions 2, 3, 4, 5, 6, 7 - Street Outreach	8	72
HOPE - HPO HPP Rapid Re-housing	17	206
HOPE - ESG Homelessness Prevention	1	175
Housing Solutions, Inc.	5	340
HSI - HPO Na Kolea Rooming House	4	353
HSI - HPO Kulaokahua Apts (TH for the Elderly)	1	292
Institute for Human Services	235	175
IHS - Behavioral Health ES	8	22

**Length of Stay by Organization and Program
Exits During March 2019**

Organization/Program	# Exits in February	Average Days to Exit
IHS - TBH Medical Respite (ES)	7	64
IHS - Hale Mauiola Program (Sand Island ES)	23	91
IHS - HPO RRH Homeless Prevention	20	25
IHS - HPO RRH Rapid Re-Housing	2	247
IHS - City FY15 Housing First PSH	10	1365
IHS - ESG Rapid Re-housing	2	361
IHS - New PSH 2013 (CoC Funded)	5	752
IHS - HPO Kaa`ahi Women's ES	19	110
IHS - SPC No Place Like Home	1	1173
IHS - HPO HPP Homelessness Prevention	56	174
IHS - HPO Sumner Men's ES	40	76
IHS - HPO HPP Rapid Re-housing	9	181
IHS - HPO Oahu Region 2 - Street Outreach	15	29
IHS - HPO Kaa`ahi Families ES	17	65
IHS - HPO Oahu Region 1 - Street Outreach	1	91
Ka Hale A Ke Ola, Inc	114	129
KHAKO - HPO Westside ES	37	154
KHAKO - HPO Central ES	48	110
KHAKO - HPO Central TH	19	156
KHAKO - HPO Westside TH	10	70
Kalihi Palama Health Center	9	67
KPHC - PATH Street Outreach Program	1	432
KPHC - HPO Oahu Region 1 - Street Outreach	8	22
Kauai Economic Opportunity	11	105
KEO - HPO Kauai All Regions - Street Outreach	7	113
KEO - HPO Mana'olana Emergency	3	55
KEO - HPO Mana'olana Transitional Housing	1	196
Kealahou West Oahu	51	145
KWO - HPO Oahu Region 7 - Street Outreach	30	39
KWO - HPO Onelau`ena Emergency Shelter	17	195
KWO - HPO Onemalu Transitional Housing	4	720
Legal Aid Society of Hawaii	11	115
LASH - HPO Legal Services Program	11	115
Maui AIDS Foundation	2	30
MAF - HOPWA Formula Permanent Housing Placement (PHP)	2	30
Salvation Army FSO	6	157
SARMY - HPO FSO RRH Homeless Prevention	6	157
Salvation Army FTS	2	49
SARMY - Ka Ohu Hou O Manoa FTS	2	49
Shelter of Wisdom	4	52
SOW - Great Joy 2	1	134
SOW - Hearts of Joy 2	1	9
SOW - Great Joy 1	1	31
SOW - Streams of Joy 2	1	32
Steadfast Housing Development Corporation	15	1263
SHDC - Oahu Shelter Plus Care Program	9	1532

**Length of Stay by Organization and Program
Exits During March 2019**

Organization/Program	# Exits in February	Average Days to Exit
SHDC - Kalaeloa (Headway House) CoC Funded (Oahu)	2	686
SHDC - Eono S+C	1	512
SHDC - Kaulana CoC Funded (Maui)	1	1527
SHDC - Kulalani CoC Funded (Maui)	1	1338
SHDC - Ekolu Group Homes Ahukini (Oahu)	1	407
USVETS	125	118
USVETS - BP Ewa HOPTel	2	25
USVETS - SSVF Priority 1 Homeless Prevention	8	71
USVETS - SSVF Priority 1 Rapid Re-housing	12	109
USVETS - BP Kauai HOPTel Program	2	24
USVETS - WCC Housing First Increment II (City)	3	577
USVETS - HPO WCC Emergency Shelter	50	88
USVETS - HPO WCC RRH Rapid Re-Housing	15	130
USVETS - HPO BP GPD Low Demand	3	105
USVETS - HPO BP GPD Clinical Treatment	4	65
USVETS - HPO BP GPD Bridge Housing	4	99
USVETS - HPO BP Oahu Region 5 - Street Outreach	10	217
USVETS - HPO BP Oahu Region 3 - Street Outreach	3	0
USVETS - BP Leeward PSH	2	420
USVETS - HPO WCC RRH Homeless Prevention	6	86
USVETS - WCC HOPTel	1	220
Waianae Coast Comprehensive Health Center	26	207
WCCHC - Homeless Outreach Program	26	207
Waikiki Health	22	82
WH - HPO Next Step Emergency Shelter	22	82
Women In Need	5	364
WIN - HPO Bridge To Success Kauai TH	2	700
WIN - HPO Bridge To Success Halawa TH	3	140
Grand Total	1198	244

Timeliness Report - March 2019 (Intakes)
Date Range: 3/1/2019 - 3/31/2019

Average Days Taken to Input Enrollments (clients enrolled during reporting period)			
Program Name	Program Type	Clients Enrolled	Avg Days to Input
Hawaii County VI SPDAT v2 Family	Coordinated Assessment	51	2.37
Hawaii County VI SPDAT v2 Individual	Coordinated Assessment	41	3.61
Kauai County VI SPDAT v2 Family	Coordinated Assessment	16	0.00
Kauai County VI SPDAT v2 Individual	Coordinated Assessment	8	2.13
Maui County VI SPDAT v2 Family	Coordinated Assessment	49	0.14
Maui County VI SPDAT v2 Individual	Coordinated Assessment	34	1.97
Oahu County VI SPDAT v2 Family	Coordinated Assessment	134	4.03
Oahu County VI SPDAT v2 Individual	Coordinated Assessment	211	1.30
Oahu County VI SPDAT v2 TAY	Coordinated Assessment	18	0.28
CCH - HPO Kakaako Family Assessment Center	Emergency Shelter (ES)	16	8.44
CCH - HPO Villages of Maili Family and Individual Assessment Cen	Emergency Shelter (ES)	51	1.33
FLC - HPO Ho'olanani	Emergency Shelter (ES)	11	0.27
HKIPA - Girls Shelter BCP ES	Emergency Shelter (ES)	1	15.00
HOPE - HPO East Hawaii Emergency Mens Program ES	Emergency Shelter (ES)	7	1.14
HOPE - HPO Kiheipua	Emergency Shelter (ES)	18	3.22
HOPE - HPO West Hawaii Emergency Housing Program	Emergency Shelter (ES)	7	1.43
IHS - Behavioral Health ES	Emergency Shelter (ES)	11	0.73
IHS - Hale Mauliola Program (Sand Island ES)	Emergency Shelter (ES)	30	0.07
IHS - HPO Kaa`ahi Families ES	Emergency Shelter (ES)	26	0.54
IHS - HPO Kaa`ahi Women's ES	Emergency Shelter (ES)	22	0.00
IHS - HPO Sumner Men's ES	Emergency Shelter (ES)	83	0.96
IHS - TBH Medical Respite (ES)	Emergency Shelter (ES)	17	0.88
KEO - HPO Mana'olana Emergency	Emergency Shelter (ES)	9	0.67
KHAKO - HPO Central ES	Emergency Shelter (ES)	32	1.09
KHAKO - HPO Westside ES	Emergency Shelter (ES)	42	1.38
KWO - HPO Onelau`ena Emergency Shelter	Emergency Shelter (ES)	19	2.58
SOW - Great Joy 1	Emergency Shelter (ES)	1	24.00
SOW - Great Joy 2	Emergency Shelter (ES)	2	36.50
SOW - Hearts of Joy 2	Emergency Shelter (ES)	2	9.50
USVETS - BP Ewa HOPTEL	Emergency Shelter (ES)	1	0.00
USVETS - BP Kauai HOPTEL Program	Emergency Shelter (ES)	1	2.00
USVETS - BP Respite Beds Barbers Point	Emergency Shelter (ES)	1	0.00
USVETS - HPO WCC Emergency Shelter	Emergency Shelter (ES)	44	6.09
USVETS - WCC HOPTEL	Emergency Shelter (ES)	1	14.00
WH - HPO Next Step Emergency Shelter	Emergency Shelter (ES)	27	7.74
ASI - HPO RRH Homeless Prevention	Homelessness Prevention	1	0.00
CCH - HPO HPP Homeless Prevention	Homelessness Prevention	46	2.28
CCH - HPO SHEG NI Homelessness Prevention	Homelessness Prevention	21	0.24
CCH - HPO SHEG Oahu Homelessness Prevention	Homelessness Prevention	23	0.39
FLC - ESG Maui Homelessness Prevention	Homelessness Prevention	15	0.80
FLC - HPO HPP Maui Homelessness Prevention	Homelessness Prevention	5	0.60
GHP - ESG Homeless Prevention	Homelessness Prevention	3	0.00
HCAP - HPO RRH Homeless Prevention	Homelessness Prevention	1	0.00
HOPE - HPO RRH Homeless Prevention	Homelessness Prevention	8	9.50
IHS - HPO HPP Homelessness Prevention	Homelessness Prevention	9	5.00
IHS - HPO RRH Homeless Prevention	Homelessness Prevention	18	0.28
KPHC - ESG Homelessness Prevention	Homelessness Prevention	18	0.00
SARMY - HPO FSO RRH Homeless Prevention	Homelessness Prevention	5	0.00
USVETS - HPO WCC RRH Homeless Prevention	Homelessness Prevention	2	0.00
USVETS - SSVF Priority 1 Homeless Prevention	Homelessness Prevention	6	12.67

Timeliness Report - March 2019 (Intakes)
Date Range: 3/1/2019 - 3/31/2019

Average Days Taken to Input Enrollments (clients enrolled during reporting period)			
Program Name	Program Type	Clients Enrolled	Avg Days to Input
CCH - City HF Increment III	PH - Permanent Supportive Housing	1	0.00
CCH - HPO NI Housing First (Kauai)	PH - Permanent Supportive Housing	3	0.00
FLC - HPO NI Housing First	PH - Permanent Supportive Housing	4	3.25
HOPE - HPO NI Housing First	PH - Permanent Supportive Housing	2	18.00
IHS - City FY15 Housing First PSH	PH - Permanent Supportive Housing	7	6.43
MHK - Safe Haven Permanent Supportive Housing	PH - Permanent Supportive Housing	1	0.00
SHDC - Ekolu Group Homes Kaukama (Oahu)	PH - Permanent Supportive Housing	1	1.00
SHDC - Kalaeloa (Headway House) CoC Funded (Oahu)	PH - Permanent Supportive Housing	2	9.50
SHDC - Kaulana CoC Funded (Maui)	PH - Permanent Supportive Housing	1	5.00
SHDC - Oahu Shelter Plus Care Program	PH - Permanent Supportive Housing	3	0.67
USVETS - HPO BP Housing First PSH	PH - Permanent Supportive Housing	1	9.00
USVETS - WCC Housing First Increment II (City)	PH - Permanent Supportive Housing	6	11.00
VA - VASH PSH Oahu	PH - Permanent Supportive Housing	2	0.00
ASI - ESG Rapid Re-Housing	PH - Rapid Re-Housing	3	1.00
ASI - HPO RRH Rapid ReHousing	PH - Rapid Re-Housing	5	0.00
CCH - HPO HPP Rapid Re-housing	PH - Rapid Re-Housing	8	1.00
CCH - HPO RRH Rapid Re-Housing (Kauai)	PH - Rapid Re-Housing	3	1.00
CCH - HPO SHEG Oahu Rapid Re-Housing	PH - Rapid Re-Housing	11	0.09
CCH - SSVF Priority 1 Rapid Rehousing	PH - Rapid Re-Housing	4	2.75
FLC - ESG Maui Rapid Re-housing	PH - Rapid Re-Housing	26	0.65
FLC - HPO HPP Maui Rapid Re-housing	PH - Rapid Re-Housing	7	1.00
FLC - HPO RRH Rapid Re-Housing	PH - Rapid Re-Housing	4	1.75
HOPE - HPO RRH Rapid Re-Housing	PH - Rapid Re-Housing	14	6.86
HOPE - New Start	PH - Rapid Re-Housing	3	15.00
IHS - ESG Rapid Re-housing	PH - Rapid Re-Housing	1	3.00
IHS - HPO HPP Rapid Re-housing	PH - Rapid Re-Housing	18	3.50
IHS - HPO RRH Rapid Re-Housing	PH - Rapid Re-Housing	2	1.00
IHS - New Youth Rapid Re-Housing 2016 (NYRRH 2016)	PH - Rapid Re-Housing	8	0.00
KPHC - ESG Rapid Re-housing	PH - Rapid Re-Housing	1	0.00
SARMY - HPO FSO RRH Rapid Re-Housing	PH - Rapid Re-Housing	4	0.00
USVETS - HPO WCC RRH Rapid Re-Housing	PH - Rapid Re-Housing	11	0.00
USVETS - SSVF Priority 1 Rapid Re-housing	PH - Rapid Re-Housing	25	4.80
USVETS - WCC ESG Rapid Re-Housing 2018	PH - Rapid Re-Housing	4	0.00
WH - HUD Youth Rapid Re-housing	PH - Rapid Re-Housing	2	7.50
KHAKO - Pu'uhonua Drop-in Center	Services Only	1	0.00
LASH - HPO Legal Services Program	Services Only	49	0.02
MAF - HOPWA Formula Permanent Housing Placement (PHP)	Services Only	1	0.00
ALEA - Street Outreach Program	Street Outreach	4	14.25
FLC - HPO Maui Regions 1, 2, 3, 6 - Street Outreach	Street Outreach	45	1.18
FLC - HPO Maui Regions 4, 5 - Street Outreach	Street Outreach	22	1.50
HOPE - HPO Hawaii Regions 1, 8, 9, 10 - Street Outreach	Street Outreach	7	2.57
HOPE - HPO Hawaii Regions 2, 3, 4, 5, 6, 7 - Street Outreach	Street Outreach	23	5.91
HOPE - PATH Street Outreach Program	Street Outreach	3	3.67
IHS - HPO Oahu Region 1 - Street Outreach	Street Outreach	1	2.00
IHS - HPO Oahu Region 2 - Street Outreach	Street Outreach	37	3.38
IHS - HPO Oahu Region 4 - Street Outreach	Street Outreach	12	1.75
KEO - HPO Kauai All Regions - Street Outreach	Street Outreach	27	1.63
KPHC - HPO Oahu Region 1 - Street Outreach	Street Outreach	17	2.53
KPHC - PATH Street Outreach Program	Street Outreach	6	2.67
KWO - HPO Oahu Region 7 - Street Outreach	Street Outreach	26	2.58
MHK - Oahu Activity Center Homeless Outreach Program	Street Outreach	2	0.00
MHK - PATH Street Outreach Program	Street Outreach	7	0.00
RYSE - Youth Outreach	Street Outreach	1	0.00
USVETS - HPO BP Oahu Region 3 - Street Outreach	Street Outreach	9	0.56

Timeliness Report - March 2019 (Intakes)
Date Range: 3/1/2019 - 3/31/2019

Average Days Taken to Input Enrollments (clients enrolled during reporting period)			
Program Name	Program Type	Clients Enrolled	Avg Days to Input
USVETS - HPO BP Oahu Region 5 - Street Outreach	Street Outreach	1	4.00
WCCHC - Homeless Outreach Program	Street Outreach	26	6.88
ASI - HPO Ohana Ola O Kahumana	Transitional Housing (TH)	9	0.44
CCH - HPO Ma'ili Land Transitional Housing	Transitional Housing (TH)	8	0.63
GHP - HOPWA Gregory House (Competitive TH)	Transitional Housing (TH)	3	7.00
GHP - HPO Community Residential Program TH	Transitional Housing (TH)	1	4.00
HCAP - HPO Kumuhonua	Transitional Housing (TH)	7	0.43
HKIPA - HPO Maka'aloa Men's TLP	Transitional Housing (TH)	1	19.00
HNO - HPO Weinberg Village Waimanalo	Transitional Housing (TH)	18	0.06
HOPE - Wilder House	Transitional Housing (TH)	7	1.00
HSI - HPO Kulaokahua Apts (TH for the Elderly)	Transitional Housing (TH)	2	0.00
HSI - HPO Na Kolea Rooming House	Transitional Housing (TH)	2	0.00
KEO - HPO Komohana Group Home TH	Transitional Housing (TH)	1	1.00
KEO - HPO Mana'olana Transitional Housing	Transitional Housing (TH)	1	0.00
KEO - Lawehana Transitional Housing Program	Transitional Housing (TH)	1	9.00
KHAKO - HPO Central TH	Transitional Housing (TH)	12	0.42
KHAKO - HPO Westside TH	Transitional Housing (TH)	8	3.00
USVETS - HPO BP GPD Bridge Housing	Transitional Housing (TH)	6	0.00
USVETS - HPO BP GPD Low Demand	Transitional Housing (TH)	4	0.00
USVETS - WCC SITH	Transitional Housing (TH)	3	0.00
WIN - HPO Bridge To Success Halawa TH	Transitional Housing (TH)	2	0.50
WIN - HPO Bridge To Success Kauai TH	Transitional Housing (TH)	4	2.25
WIN - HPO Family House Aiea TH	Transitional Housing (TH)	3	4.33
RYSE		7	0.86
Aggregates		1860	2.28

Timeliness Report - March 2019 (Exits)

Date Range: 3/1/2019 - 3/31/2019

Average Days Taken to Exit Enrollments (clients exited during reporting period)			
Program Name	Program Type	Total Exited Clients	Avg Days to Exit
Hawaii County VI SPDAT v2 Family	Coordinated Assessment	39	2.26
Hawaii County VI SPDAT v2 Individual	Coordinated Assessment	21	3.38
Hawaii County VI SPDAT v2 TAY	Coordinated Assessment	1	3.00
Kauai County VI SPDAT v2 Individual	Coordinated Assessment	3	8.67
Maui County VI SPDAT v2 Family	Coordinated Assessment	41	2.83
Maui County VI SPDAT v2 Individual	Coordinated Assessment	43	5.09
Oahu County VI SPDAT v2 Family	Coordinated Assessment	51	2.75
Oahu County VI SPDAT v2 Individual	Coordinated Assessment	31	1.71
CCH - HPO Kakaako Family Assessment Center	Emergency Shelter (ES)	24	0.83
FLC - HPO Ho'olanani	Emergency Shelter (ES)	7	1.00
HOPE - HPO East Hawaii Emergency Mens Program ES	Emergency Shelter (ES)	5	2.60
HOPE - HPO Kiheipua	Emergency Shelter (ES)	28	3.14
HOPE - HPO West Hawaii Emergency Housing Program	Emergency Shelter (ES)	5	5.20
IHS - Behavioral Health ES	Emergency Shelter (ES)	8	2.75
IHS - Hale Mauiola Program (Sand Island ES)	Emergency Shelter (ES)	27	0.04
IHS - HPO Kaa`ahi Families ES	Emergency Shelter (ES)	16	0.00
IHS - HPO Kaa`ahi Women's ES	Emergency Shelter (ES)	20	0.00
IHS - HPO Sumner Men's ES	Emergency Shelter (ES)	44	7.16
IHS - TBH Medical Respite (ES)	Emergency Shelter (ES)	10	0.70
KEO - HPO Mana'olana Emergency	Emergency Shelter (ES)	3	0.00
KHAKO - HPO Central ES	Emergency Shelter (ES)	54	3.70
KHAKO - HPO Westside ES	Emergency Shelter (ES)	35	3.29
KWO - HPO Onelau`ena Emergency Shelter	Emergency Shelter (ES)	18	3.89
SOW - Great Joy 1	Emergency Shelter (ES)	1	19.00
SOW - Great Joy 2	Emergency Shelter (ES)	1	26.00
SOW - Hearts of Joy 2	Emergency Shelter (ES)	1	2.00
SOW - Streams of Joy 2	Emergency Shelter (ES)	1	11.00
USVETS - BP Ewa HOPTEL	Emergency Shelter (ES)	2	0.50
USVETS - BP Kauai HOPTEL Program	Emergency Shelter (ES)	2	0.50
USVETS - HPO WCC Emergency Shelter	Emergency Shelter (ES)	50	2.88
USVETS - WCC HOPTEL	Emergency Shelter (ES)	2	4.00
WH - HPO Next Step Emergency Shelter	Emergency Shelter (ES)	23	1.65
CCH - HPO HPP Homeless Prevention	Homelessness Prevention	75	0.75
FLC - ESG Kauai Homelessness Prevention	Homelessness Prevention	5	0.00
FLC - HPO HPP Kauai Homelessness Prevention	Homelessness Prevention	5	0.00
FLC - HPO HPP Maui Homelessness Prevention	Homelessness Prevention	16	0.00
GHP - ESG Homeless Prevention	Homelessness Prevention	1	0.00
HCAP - HPO RRH Homeless Prevention	Homelessness Prevention	2	0.00
HOPE - ESG Homelessness Prevention	Homelessness Prevention	1	2.00
HOPE - HPO RRH Homeless Prevention	Homelessness Prevention	2	1.00
IHS - HPO HPP Homelessness Prevention	Homelessness Prevention	56	2.18
IHS - HPO RRH Homeless Prevention	Homelessness Prevention	20	0.00
SARMY - HPO FSO RRH Homeless Prevention	Homelessness Prevention	6	0.00
USVETS - HPO WCC RRH Homeless Prevention	Homelessness Prevention	6	3.00
USVETS - SSVF Priority 1 Homeless Prevention	Homelessness Prevention	8	7.75
HIHR - PSH 1	PH - Permanent Supportive Housing	2	27.50
HIHR - PSH 4	PH - Permanent Supportive Housing	1	9.00
IHS - City FY15 Housing First PSH	PH - Permanent Supportive Housing	11	2.73
IHS - New PSH 2013 (CoC Funded)	PH - Permanent Supportive Housing	5	0.00

Timeliness Report - March 2019 (Exits)

Date Range: 3/1/2019 - 3/31/2019

Average Days Taken to Exit Enrollments (clients exited during reporting period)			
Program Name	Program Type	Total Exited Clients	Avg Days to Exit
IHS - SPC No Place Like Home	PH - Permanent Supportive Housing	1	0.00
SHDC - Ekolu Group Homes Ahukini (Oahu)	PH - Permanent Supportive Housing	1	0.00
SHDC - Eono S+C	PH - Permanent Supportive Housing	1	2.00
SHDC - Kalaeloa (Headway House) CoC Funded (Oahu)	PH - Permanent Supportive Housing	2	4.50
SHDC - Kaulana CoC Funded (Maui)	PH - Permanent Supportive Housing	1	0.00
SHDC - Kulalani CoC Funded (Maui)	PH - Permanent Supportive Housing	1	0.00
SHDC - Oahu Shelter Plus Care Program	PH - Permanent Supportive Housing	9	0.33
USVETS - BP Leeward PSH	PH - Permanent Supportive Housing	2	1.00
USVETS - WCC Housing First Increment II (City)	PH - Permanent Supportive Housing	3	13.00
CCH - HPO HPP Rapid Re-housing	PH - Rapid Re-Housing	241	0.98
CCH - SSVF Priority 1 Rapid Rehousing	PH - Rapid Re-Housing	6	4.67
FLC - ESG Maui Rapid Re-housing	PH - Rapid Re-Housing	1	0.00
FLC - HPO HPP Kauai Rapid Re-housing	PH - Rapid Re-Housing	18	0.00
FLC - HPO HPP Maui Rapid Re-housing	PH - Rapid Re-Housing	5	0.00
FLC - HPO RRH Rapid Re-Housing	PH - Rapid Re-Housing	16	0.19
HOPE - HPO HPP Rapid Re-housing	PH - Rapid Re-Housing	17	0.00
IHS - ESG Rapid Re-housing	PH - Rapid Re-Housing	2	0.00
IHS - HPO HPP Rapid Re-housing	PH - Rapid Re-Housing	9	3.11
IHS - HPO RRH Rapid Re-Housing	PH - Rapid Re-Housing	2	0.00
USVETS - HPO WCC RRH Rapid Re-Housing	PH - Rapid Re-Housing	15	1.40
USVETS - SSVF Priority 1 Rapid Re-housing	PH - Rapid Re-Housing	13	5.38
LASH - HPO Legal Services Program	Services Only	17	0.00
MAF - HOPWA Formula Permanent Housing Placement (PHP)	Services Only	2	0.00
ALEA - Street Outreach Program	Street Outreach	22	0.00
FLC - HPO Maui Regions 1, 2, 3, 6 - Street Outreach	Street Outreach	32	0.44
FLC - HPO Maui Regions 4, 5 - Street Outreach	Street Outreach	19	0.26
HOPE - HPO Hawaii Regions 1, 8, 9, 10 - Street Outreach	Street Outreach	12	0.75
HOPE - HPO Hawaii Regions 2, 3, 4, 5, 6, 7 - Street Outreach	Street Outreach	10	1.10
HOPE - PATH Street Outreach Program	Street Outreach	1	0.00
IHS - HPO Oahu Region 1 - Street Outreach	Street Outreach	13	0.00
IHS - HPO Oahu Region 2 - Street Outreach	Street Outreach	34	0.32
IHS - Moiliili Homeless Outreach Program (CLOSED)	Street Outreach	1	0.00
KEO - HPO Kauai All Regions - Street Outreach	Street Outreach	12	4.08
KPHC - HPO Oahu Region 1 - Street Outreach	Street Outreach	18	5.39
KPHC - HPO Oahu Region 6 - Street Outreach	Street Outreach	4	1.00
KPHC - PATH Street Outreach Program	Street Outreach	3	0.00
KWO - HPO Oahu Region 7 - Street Outreach	Street Outreach	32	4.56
USVETS - HPO BP Oahu Region 3 - Street Outreach	Street Outreach	23	0.17
USVETS - HPO BP Oahu Region 5 - Street Outreach	Street Outreach	47	0.09
WCCHC - Homeless Outreach Program	Street Outreach	48	0.00
ASI - HPO Ohana Ola O Kahumana	Transitional Housing (TH)	17	0.47
CCH - HPO Ma'ili Land Transitional Housing	Transitional Housing (TH)	6	0.00
HCAP - HPO Kumuhonua	Transitional Housing (TH)	1	10.00
HNO - HPO Weinberg Village Waimanalo	Transitional Housing (TH)	2	3.00
HOPE - Wilder House	Transitional Housing (TH)	6	0.00
HSI - HPO Kulaokahua Apts (TH for the Elderly)	Transitional Housing (TH)	1	0.00
HSI - HPO Na Kolea Rooming House	Transitional Housing (TH)	4	0.00
KEO - HPO Mana'olana Transitional Housing	Transitional Housing (TH)	1	2.00
KHAKO - HPO Central TH	Transitional Housing (TH)	19	3.89

Timeliness Report - March 2019 (Exits)

Date Range: 3/1/2019 - 3/31/2019

Average Days Taken to Exit Enrollments (clients exited during reporting period)			
Program Name	Program Type	Total Exited Clients	Avg Days to Exit
KHAKO - HPO Westside TH	Transitional Housing (TH)	10	4.50
KWO - HPO Onemalu Transitional Housing	Transitional Housing (TH)	4	0.00
USVETS - HPO BP GPD Bridge Housing	Transitional Housing (TH)	4	0.75
USVETS - HPO BP GPD Clinical Treatment	Transitional Housing (TH)	4	1.25
USVETS - HPO BP GPD Low Demand	Transitional Housing (TH)	4	2.00
WIN - HPO Bridge To Success Halawa TH	Transitional Housing (TH)	3	3.33
WIN - HPO Bridge To Success Kauai TH	Transitional Housing (TH)	2	2.50
Aggregates		1643	1.93