

From: Carlos Peraro, CPC
To: Harold Brackeen, State of Hawaii, Homeless Programs Administrator
Brandee Menino, BTG Chair; Connie Mitchell, PIC Chair
Date: April 16, 2019
Re: April 2019 HMIS Monitoring Reports

Attached for your review and dissemination to Continuum agencies is the April 2019 HMIS monitoring report. Below are brief highlights from the attached reports.

- 1) End of month, April 2019 Census summary by Continuum and Statewide (pp. 2-8)
 - The Statewide census for emergency and transitional programs increased slightly in April 2019 (2,564), compared to March 2019 (2,529), with an increase in emergency programs, but a decrease in transitional programs for both Oahu and Neighbor Islands.
 - The total “vacant beds” compared to the HIC bed capacity was 550 (ES and TH) and 579 (PSH). This is a decrease from last month for ES and TH, but an increase for PSH. HIC openings can also vary depending on differences in household size.
 - 41 programs on Oahu and 27 programs on the Neighbor Islands had utilization rates of less than 85% or greater than 110%. These programs are marked in red.
 - Statewide active outreach clients totaled 1,124 (722 on Oahu and 402 on the Neighbor Islands).
- 2) Consent report for April 2019 (pp. 9-19)
 - VI-SPDAT Assessments: Consent to share data rates for Neighbor Islands and Oahu programs were 100% and 93% respectively; (March’s rates: 98% and 94% respectively). (bottom page 9)
 - By Name List: Consent to share data rates as of the 5/03/19, BNL cut was 96% statewide – one percentage point decrease from the March 2019 report. April rates included: Oahu Families (87%) and Singles (99%). Neighbor Island family and singles rates ranged from 92% (Kauai Families) to 100% (Hawaii Families and Maui Singles and Families). (page 10).
 - For adult program intakes entered in April 2019 (n=876), the statewide consent to share was 95%, the same as the March report, and a sustained improvement from August 2017 (55%).
 - Eleven programs (pp. 11-14) had consent rates below 80% (April Intakes) - highlighted in RED.
- 3) Length of Stay by Agency and Program for clients exiting during April 2019 (pp. 20-23)
 - The average LOS over all programs was 178 days (representing 1,127 exits), a decrease compared to March 2019 (244 days). If the 37 permanent supportive housing programs exits are omitted, the average LOS was 143 days.
 - Overall, emergency shelter and outreach programs’ LOS were the shortest (119 and 109 days). PSH and Transitional Housing LOS were the longest (1,234 and 247 days).
 - By County, Oahu (196 days) and Hawaii (167 days) averaged the longest LOS, followed by Kauai (124 days) and Maui (115 days). Of note is that the average includes PH projects, which heavily skew this statistic.
 - Emergency Shelter LOS ranged from 74 days on Hawaii to 133 days on Oahu. In March, ES LOS ranged from 43 days (Kauai) to 149 days (Hawaii).
- 4) Timeliness (entries and exits) during April 2019 (pp. 24-29)
 - Intake Timeliness was 2.26 average days, a very slight decrease compared to 2.28 average days in March. 44 programs (highlighted in RED) averaged more than 3 days to enter intakes.
 - Exit timeliness increased to 2.40 average days compared to 1.93 days in February.
 - 40 programs (highlighted in RED) averaged more than 3 days to enter exits.

HMIS Census Report - April 2019
Oahu and Neighbor Islands - HIC Facilities

Summary of Monthly HMIS Shelter Census Counts

May 2018 - April 2019

Highlights indicate that corrections were made .
 Errors were found in the January reports.

HI-501 Oahu Census Summary

	Emerg	Trans	Total HUD Homeless	HIC Openings	PH	HIC Openings	Veterans ES/TH
May 31, 2018	1141	1269	2410	261	1143	114	257
June 30, 2018	1133	1236	2369	385	1100	167	246
July 31, 2018	1109	1199	2308	322	1088	123	227
August 31, 2018	1165	1117	2282	369	1100	238	234
September 30, 2018	1143	995	2138	242	1107	236	233
October 31, 2018	1009	785	1794	435	1102	224	158
November 30, 2018	981	801	1782	439	1100	226	162
December 31, 2018	1000	820	1820	402	1117	209	169
January 31, 2019	903	835	1738	492	1110	220	163
February 28, 2019	956	859	1815	442	1108	225	178
March 31, 2019	1048	862	1910	454	1096	310	179
April 30, 2019	1101	849	1950	424	1104	384	165

HI-500 Balance of State Census Summary

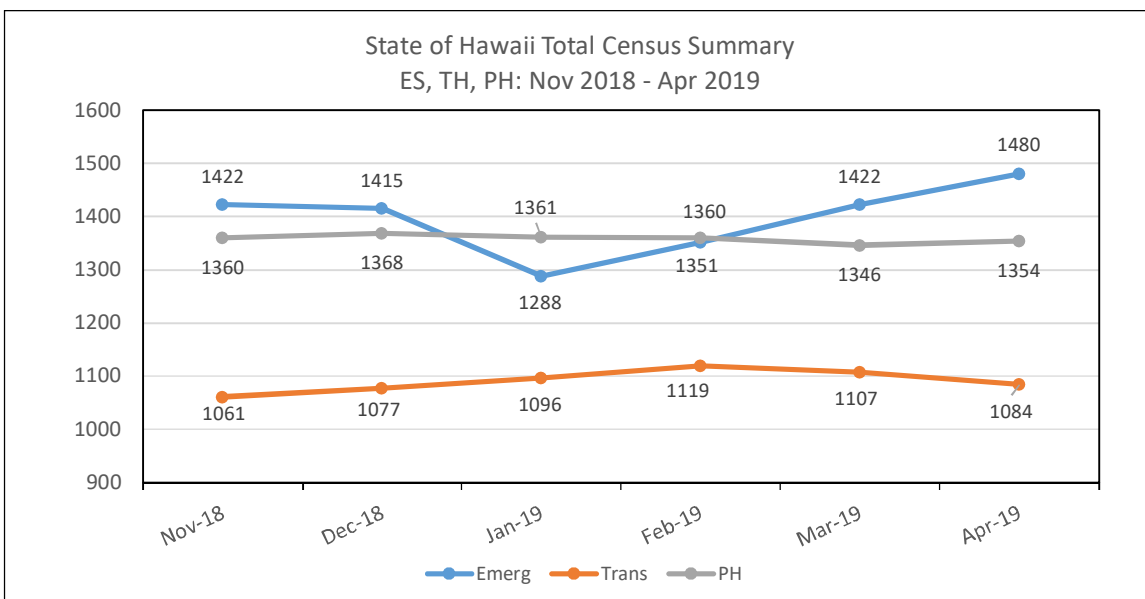
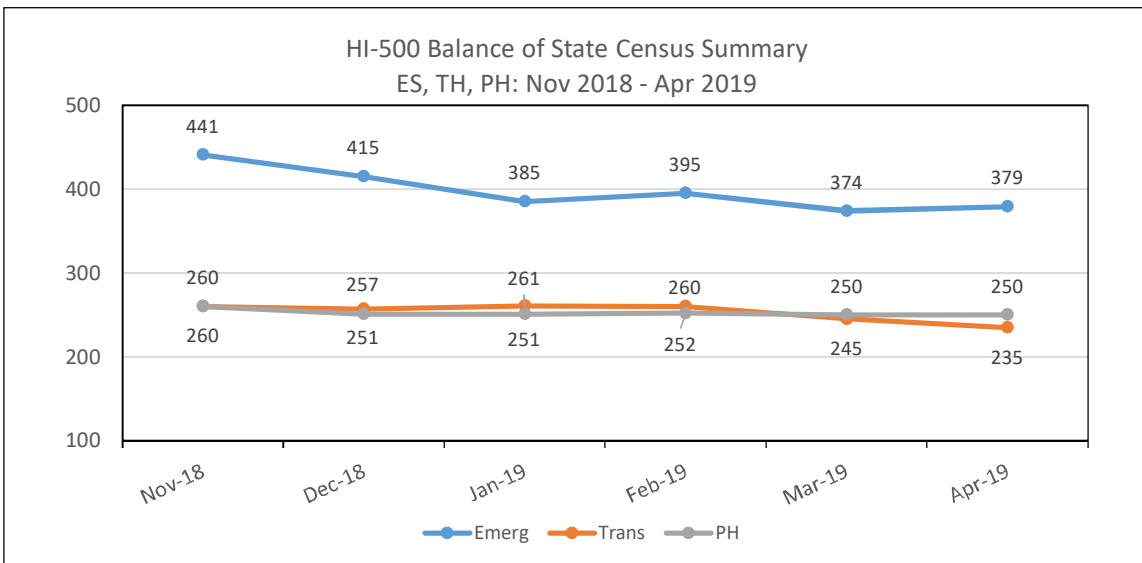
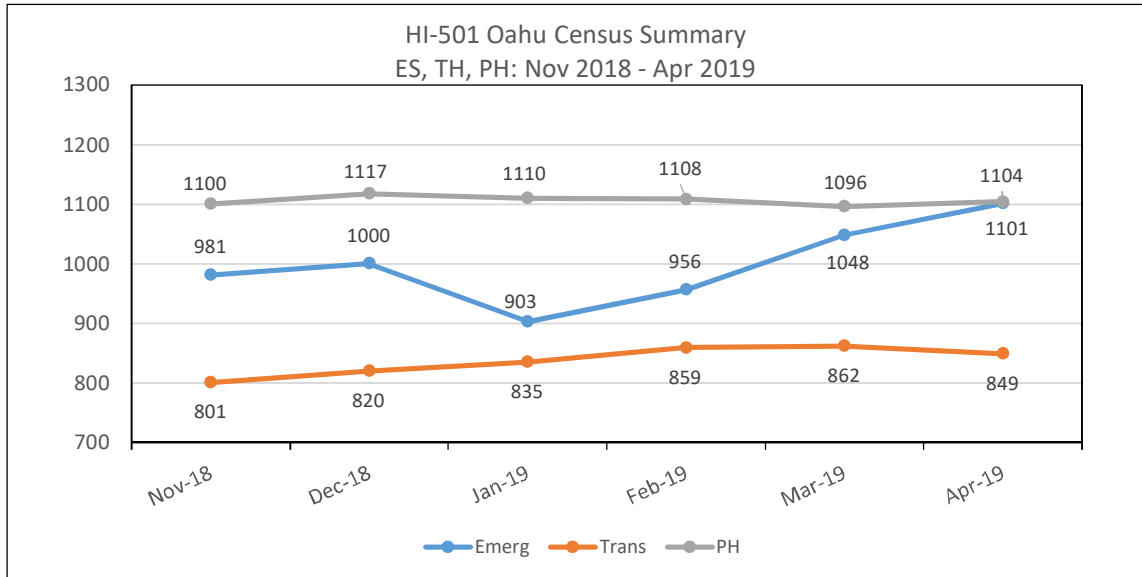
	Emerg	Trans	Total HUD Homeless	HIC Openings	PH	HIC Openings	Veterans ES/TH
May 31, 2018	566	212	778	179	331	130	38
June 30, 2018	572	199	771	77	331	119	32
July 31, 2018	535	203	738	99	333	117	30
August 31, 2018	557	186	743	105	335	113	26
September 30, 2018	547	188	735	101	327	121	28
October 31, 2018	423	201	624	131	266	180	26
November 30, 2018	441	260	701	75	260	188	24
December 31, 2018	415	257	672	89	251	199	21
January 31, 2019	385	261	646	100	251	202	23
February 28, 2019	395	260	655	96	252	170	28
March 31, 2019	374	245	619	128	250	172	25
April 30, 2019	379	235	614	126	250	195	22

State of Hawaii Total Census Summary

	Emerg	Trans	Total HUD Homeless	HIC Openings	PH	HIC Openings	Veterans ES/TH
May 31, 2018	1707	1481	3188	440	1474	244	295
June 30, 2018	1705	1435	3140	462	1431	286	278
July 31, 2018	1644	1402	3046	421	1421	240	257
August 31, 2018	1722	1303	3025	474	1435	351	260
September 30, 2018	1690	1183	2873	343	1434	357	261
October 31, 2018	1432	986	2418	566	1368	404	184
November 30, 2018	1422	1061	2483	514	1360	414	186
December 31, 2018	1415	1077	2492	491	1368	408	190
January 31, 2019	1288	1096	2384	592	1361	422	186
February 28, 2019	1351	1119	2470	538	1360	395	206
March 31, 2019	1422	1107	2529	582	1346	482	204
April 30, 2019	1480	1084	2564	550	1354	579	187

HMIS Census Report - April 2019 Oahu and Neighbor Islands - HIC Facilities

Summary of Monthly HMIS Shelter Census Counts



HMIS Census Report - April 2019
Oahu and Neighbor Islands - HIC Facilities

Proj. Type	Organization Name	Project Name	HIC Beds	Census on 4/30/19	% HIC Beds	Technical Openings	Veterans
ES	Child and Family Service	CFS - Honolulu Shelter	49	SP	NR	NR	SP
ES	Child and Family Service	CFS - Leeward Shelter	27	SP	NR	NR	SP
ES	Catholic Charities Hawaii	CCH - HPO Kakaako Family Assessment Center	50	35	70%	15	1
ES	Catholic Charities Hawaii	CCH - HPO Villages of Mailli Family and Individual Assessment Ce	120	103	86%	17	0
ES	Family Promise of Hawaii	FPH - Honolulu Family Center	14	13	93%	1	0
ES	Family Promise of Hawaii	FPH - Windward Family Center	14	11	79%	3	0
ES	Hale Kipa Inc.	HKIPA - Boys Shelter BCP ES	8	1	13%	7	0
ES	Hale Kipa Inc.	HKIPA - Girls Shelter BCP ES	8	5	63%	3	0
ES	IHS Institute for Human Services	IHS - Behavioral Health ES	10	11	110%	0	2
ES	IHS Institute for Human Services	IHS - Hale Mauliola Program (Sand Island ES)	85	98	115%	0	4
ES	IHS Institute for Human Services	IHS - HPO Kaa'ahi Families ES	100	74	74%	26	0
ES	IHS Institute for Human Services	IHS - HPO Kaa'ahi Women's ES	68	67	99%	1	2
ES	IHS Institute for Human Services	IHS - HPO Sumner Men's ES	166	153	92%	13	23
ES	IHS Institute for Human Services	IHS - TBH Medical Respite (ES)	16	20	125%	0	1
ES	Kealahou West Oahu	KWO - HPO Onelau'ena Emergency Shelter	244	178	73%	66	6
ES	Residential Youth Services & Empowerme	RYSE	12	12	100%	0	0
ES	Parents and Children Together	PACT - Ohia Shelter	21	SP	NR	NR	SP
ES	Shelter of Wisdom	SOW - Great Joy 1	8	4	50%	4	0
ES	Shelter of Wisdom	SOW - Great Joy 2	9	8	89%	1	1
ES	Shelter of Wisdom	SOW - Great Joy 3	10	8	80%	2	0
ES	Shelter of Wisdom	SOW - Great Joy 4	6	3	50%	3	0
ES	Shelter of Wisdom	SOW - Hearts of Joy 2	13	12	92%	1	1
ES	Shelter of Wisdom	SOW - Streams of Joy 1	6	6	100%	0	1
ES	Shelter of Wisdom	SOW - Streams of Joy 2	10	13	130%	0	2
ES	U.S. Veterans Initiative	USVETS - BP Ewa HOPTEL	5	1	20%	4	1
ES	U.S. Veterans Initiative	USVETS - BP Pearl City HOPTEL	5	1	20%	4	1
ES	U.S. Veterans Initiative	USVETS - BP Pearl City Seniors HOPTEL	5	1	20%	4	1
ES	U.S. Veterans Initiative	USVETS - BP Respite Beds Barbers Point	10	7	70%	3	7
ES	U.S. Veterans Initiative	USVETS - WCC HOPTEL	5	5	100%	0	5
ES	U.S. Veterans Initiative	USVETS - WCC HPO Emergency Shelter	191	132	69%	59	10
ES	Waikiki Health Center	WH - HPO Next Step Emergency Shelter	135	119	88%	16	4
ES	Windward Spouse Abuse Shelter	WSAS - Hale Ola	18	SP	NR	NR	NR
	Subtotal Emergency Shelter		1333	1101	83%	253	73
TH	Alternative Structures Int't	ASI - Ohana Ola O Kahumana	222	242	109%	0	0
TH	Catholic Charities Hawaii	CCH - HPO Ma'ili Land Transitional Housing	54	40	74%	14	0
TH	Child and Family Service	CFS - Transitional Apartments (Honolulu and Leeward)	46	NR	NR	NR	NR
TH	Gregory House Programs	GHP - HOPWA Gregory House (Competitive TH)	15	15	100%	0	0
TH	Gregory House Programs	GHP - HPO Community Residential Program TH	11	11	100%	0	2
TH	Honolulu Community Action Prog	HCAP - HPO Kumuhonua	68	72	106%	0	5
TH	Hale Kipa Inc.	HKIPA - HPO Maka'aloa Men's TLP	4	3	75%	1	0
TH	Ho'omau Ke Ola	HKO - Lahilahi	10	6	60%	4	0
TH	Holomua Na`Ohana	HNO - HPO Weinberg Village Waimanalo	125	99	79%	26	0
TH	Housing Solutions Inc.	HSI - HPO Kulaokahua Apts (TH for the Elderly)	31	30	97%	1	3
TH	Housing Solutions Inc.	HSI - HPO Na Kolea Rooming House	64	63	98%	1	3
TH	Kealahou West Oahu	KWO - HPO Onemalu Transitional Housing	190	135	71%	55	2
TH	Parents and Children Together	PACT - Lehua	8	NR	NR	NR	NR
TH	The Salvation Army	SARMY - FSO Pathway of Hope Transitional Housing	24	8	33%	16	0
TH	The Salvation Army ATS	SARMY - Ka Ohu Hou O Manoa FTS	30	18	60%	12	0
TH	Steadfast Housing Dev Corp	SHDC - HPO Hale Ulu Pono TH	10	4	40%	6	1
TH	U.S. Veterans Initiative	USVETS - BP HPO GPD Bridge Housing	36	27	75%	9	2
TH	U.S. Veterans Initiative	USVETS - BP HPO GPD Clinical Treatment	12	12	100%	0	27
TH	U.S. Veterans Initiative	USVETS - BP HPO GPD Low Demand	35	31	89%	4	12
TH	U.S. Veterans Initiative	USVETS - BP SITH	3	2	67%	1	31
TH	U.S. Veterans Initiative	USVETS - WCC SITH	5	4	80%	1	4
TH	Windward Spouse Abuse Shelter	WSAS - Imua	1	NR	NR	NR	NR
TH	Women in Need	WIN - Bridge To Success Halawa TH	27	16	59%	11	0
TH	Women in Need	WIN - Family House Aiea TH	20	11	55%	9	0
	Subtotal Transitional Housing		1000	849	85%	171	92
PSH	Alternative Structures Int't	ASI - Leeward CoC PSH	54	52	96%	2	0
PSH	Catholic Charities Hawaii	CCH - City HF Increment III	130	61	47%	69	5
PSH	Catholic Charities Hawaii	CCH - HPO Villages of Mailli Bridge Housing	75	2	3%	73	1
PSH	Gregory House Programs	GHP - HOPWA Formula - PSH TBRA	33	26	79%	7	6
PSH	Gregory House Programs	GHP - HOPWA SPNS - Competitive PSH TBRA	48	39	81%	9	3
PSH	IHS Institute for Human Services	IHS - City FY15 Housing First PSH	177	142	80%	35	4
PSH	IHS Institute for Human Services	IHS - New PSH 2013 (CoC Funded)	34	18	53%	16	0
PSH	IHS Institute for Human Services	IHS - SPC Home At Last 2010	89	96	108%	0	15
PSH	IHS Institute for Human Services	IHS - SPC Home Sweet Home II	18	12	67%	6	0

**HMIS Census Report - April 2019
Oahu and Neighbor Islands - HIC Facilities**

Proj. Type	Organization Name	Project Name	HIC Beds	Census on 4/30/19	% HIC Beds	Technical Openings	Veterans
PSH	IHS Institute for Human Services	IHS - SPC No Place Like Home	18	13	72%	5	2
PSH	Kalihi-Palama Health Center	KPHC - New Beginnings S+C Program	181	163	90%	18	8
PSH	Mental Health Kokua	MHK - Safe Haven Permanent Supportive Housing	25	23	92%	2	2
PSH	Steadfast Housing Dev Corp	SHDC - Ekolu Group Homes Ahukini (Oahu)	5	3	60%	2	0
PSH	Steadfast Housing Dev Corp	SHDC - Ekolu Group Homes Kaukama (Oahu)	5	3	60%	2	0
PSH	Steadfast Housing Dev Corp	SHDC - Ekolu Group Homes Komo Mai (Oahu)	5	4	80%	1	0
PSH	Steadfast Housing Dev Corp	SHDC - Kalaeloa (Headway House) CoC Funded (Oahu)	40	29	73%	11	2
PSH	Steadfast Housing Dev Corp	SHDC - Oahu Shelter Plus Care Program	152	151	99%	1	5
PSH	U.S. Veterans Initiative	USVETS - BP HPO Housing First PSH	94	94	100%	0	23
PSH	U.S. Veterans Initiative	USVETS - BP Leeward PSH	116	20	17%	96	1
PSH	U.S. Veterans Initiative	USVETS - BP Permanent Supportive Housing CoC	30	11	37%	19	11
PSH	U.S. Veterans Initiative	USVETS - BP PH2 CHAMPS VET FAMILIES	30	30	100%	0	17
PSH	U.S. Veterans Initiative	USVETS - WCC Housing First Increment II (City)	122	112	92%	10	8
	Subtotal Permanent Housing		1481	1104	75%	384	113
RRH	ALEA Bridge	ALEA - ESG Rapid Rehousing	NA	19	NA	NA	0
RRH	Alternative Structures Int't	ASI - ESG Rapid Re-Housing	NA	31	NA	NA	0
RRH	Alternative Structures Int't	ASI - HPO RRH Rapid ReHousing	NA	61	NA	NA	0
RRH	Catholic Charities Hawaii	CCH - HPO HPP Rapid Re-housing	NA	46	NA	NA	1
RRH	Catholic Charities Hawaii	CCH - HPO SHEG Oahu Rapid Re-Housing	NA	25	NA	NA	0
RRH	Catholic Charities Hawaii	CCH - SSVF Priority 1 Rapid Rehousing	NA	21	NA	NA	17
RRH	Gregory House Programs	GHP - ESG Rapid Re-Housing	NA	14	NA	NA	0
RRH	Honolulu Community Action Prog	HCAP - HPO RRH Rapid Re-Housing	NA	67	NA	NA	2
RRH	IHS Institute for Human Services	IHS - ESG Rapid Re-housing	NA	115	NA	NA	1
RRH	IHS Institute for Human Services	IHS - HOMES Clean & Sober	NA	25	NA	NA	2
RRH	IHS Institute for Human Services	IHS - HPO HPP Rapid Re-housing	NA	77	NA	NA	1
RRH	IHS Institute for Human Services	IHS - HPO RRH Rapid Re-Housing	NA	55	NA	NA	0
RRH	IHS Institute for Human Services	IHS - New Youth Rapid Re-Housing 2016 (NYRRH 2016)	NA	33	NA	NA	2
RRH	Kalihi-Palama Health Center	KPHC - ESG Rapid Re-housing	NA	49	NA	NA	3
RRH	The Salvation Army	SARMY - HPO FSO RRH Rapid Re-Housing	NA	91	NA	NA	1
RRH	U.S. Veterans Initiative	USVETS - SSVF Oahu Rapid Re-housing	NA	6	NA	NA	4
RRH	U.S. Veterans Initiative	USVETS - SSVF Priority 1 Rapid Re-housing	NA	121	NA	NA	99
RRH	U.S. Veterans Initiative	USVETS - WCC ESG Rapid Re-Housing 2017	NA	1	NA	NA	0
RRH	U.S. Veterans Initiative	USVETS - WCC ESG Rapid Re-Housing 2018	NA	44	NA	NA	1
RRH	U.S. Veterans Initiative	USVETS - WCC HPO RRH Rapid Re-Housing	NA	69	NA	NA	1
RRH	Waikiki Health	WH - HUD Youth Rapid Re-housing	NA	2	NA	NA	1
	Subtotal Rapid ReHousing			972	NA	NA	136
	Total Emergency+Transitional		2,333	1,950	84%	424	165
	Total Permanent		1,481	1,104	75%	384	113
	TOTAL		3,814	3,054	80%	808	278

HMIS Census Report - April 2019
Oahu and Neighbor Islands - HIC Facilities

Project Type	Organization Name	Project Name	HIC Beds	Census on 4/30/19	%HIC Beds	Technical Openings	Veterans
ES	Child and Family Service	CFS - Hale Ohana	32	SP	NR	NR	NR
ES	Child and Family Service	CFS - West Hawaii Domestic Abuse Shelter	15	SP	NR	NR	NR
ES	Family Life Center	FLC - HPO Ho'olanani	18	15	83%	3	0
ES	HOPE Services Hawaii	HOPE - HPO East Hawaii Emergency Mens Program ES	16	12	75%	4	3
ES	HOPE Services Hawaii	HOPE - HPO Kiheipua	44	39	89%	5	0
ES	HOPE Services Hawaii	HOPE - HPO West Hawaii Emergency Housing Program	31	21	68%	10	2
ES	Kauai Economic Opportunity	KEO - HPO Mana'olana Emergency	38	26	68%	12	0
ES	KHAKO, INC	KHAKO - HPO Central ES	177	142	80%	35	2
ES	KHAKO, INC	KHAKO - HPO Westside ES	119	121	102%	0	6
ES	USVETS	USVETS - BP Hilo HOPTel Program	5	2	40%	3	2
ES	USVETS	USVETS - BP Kauai HOPTel Program	5	1	20%	4	1
ES	Women Helping Women	WHW - Hale Lokomaikai	10	SP	NR	NR	NR
ES	YWCA of Kauai	YWCA - Family Violence Shelter	18	SP	NR	NR	NR
	Subtotal Emergency Shelters		453	379	84%	76	16
TH	Child and Family Service	CFS - Hale Kahua Pa'a	16	NR	NR	NR	NR
TH	Hawaii Affordable Properties, Inc.	HAP - Na Kahua Hale O Ulu Wini	55	87	158%	0	0
TH	Hawaii Island Home for Recovery, Inc.	HIHR - HPO Transitional Housing	19	15	79%	4	1
TH	HOPE Services Hawaii	HOPE - Wilder House	6	4	67%	2	0
TH	Kauai Economic Opportunity	KEO - HPO Komohana Group Home TH	8	4	50%	4	2
TH	Kauai Economic Opportunity	KEO - HPO Mana'olana Transitional Housing	6	12	200%	0	0
TH	Kauai Economic Opportunity	KEO - Kome Transitional Housing Program	9	6	67%	3	0
TH	Kauai Economic Opportunity	KEO - Lawehana Transitional Housing Program	24	9	38%	15	0
TH	KHAKO, INC	KHAKO - HPO Central TH	32	47	147%	0	1
TH	KHAKO, INC	KHAKO - HPO Westside TH	51	36	71%	15	2
TH	Women In Need	WIN - HPO Bridge To Success Kauai TH	22	15	68%	7	0
	Subtotal Transitional Housing		232	235	101%	50	6
PSH	Catholic Charities Hawaii	CCH - HPO NI Housing First (Kauai)	14	13	93%	1	0
PSH	Family Life Center	FLC - HPO NI Housing First	37	39	105%	0	4
PSH	Family Life Center	FLC - S+C 1	6	6	100%	0	0
PSH	Family Life Center	FLC - S+C 2	30	25	83%	5	3
PSH	Family Life Center	FLC - S+C 3	20	20	100%	0	1
PSH	Hawaii Island Home for Recovery, Inc.	HIHR - PSH 1	16	12	75%	4	0
PSH	Hawaii Island Home for Recovery, Inc.	HIHR - PSH 2	5	2	40%	3	0
PSH	Hawaii Island Home for Recovery, Inc.	HIHR - PSH 3	3	1	33%	2	0
PSH	Hawaii Island Home for Recovery, Inc.	HIHR - PSH 4	5	3	60%	2	0
PSH	HOPE Services Hawaii	HOPE - Hale Kikaha	23	1	4%	22	0
PSH	HOPE Services Hawaii	HOPE - HPO NI Housing First	125	53	42%	72	7
PSH	HOPE Services Hawaii	HOPE - Kukui S+C Program	111	42	38%	69	3
PSH	Kauai Economic Opportunity	KEO - Pa'a Hana PSH	4	2	50%	2	1
PSH	Maui AIDS Foundation	MAF - HOPWA Formula - PSH TBRA	29	NR	NR	NR	NR
PSH	Steadfast Housing Dev Corp	SHDC - Eha S+C (Maui)	28	25	89%	3	2
PSH	Steadfast Housing Dev Corp	SHDC - Kaahela CoC Funded (Kauai)	5	3	60%	2	0
PSH	Steadfast Housing Dev Corp	SHDC - Kaulana CoC Funded (Maui)	5	1	20%	4	0
PSH	Steadfast Housing Dev Corp	SHDC - Kulalani CoC Funded (Maui)	6	2	33%	4	0
PSH	Subtotal Permanent Supportive Housing		443	250	56%	195	21
RRH	Catholic Charities Hawaii	CCH - HPO RRH Rapid Re-Housing (Kauai)	NA	39	NA	NA	0
RRH	Catholic Charities Hawaii	CCH - HPO SHEG NI Rapid Rehousing	NA	20	NA	NA	1
RRH	Family Life Center	FLC - ESG Kauai Rapid Re-housing	NA	7	NA	NA	0
RRH	Family Life Center	FLC - ESG Maui Rapid Re-housing	NA	25	NA	NA	0
RRH	Family Life Center	FLC - HPO HPP Maui Rapid Re-housing	NA	11	NA	NA	0
RRH	Family Life Center	FLC - HPO RRH Rapid Re-Housing	NA	24	NA	NA	0
RRH	Family Life Center	FLC - Rental Assistance Program (RAP)	NA	3	NA	NA	0
RRH	HOPE Services Hawaii	HOPE - ESG Rapid Re-housing	NA	8	NA	NA	0
RRH	HOPE Services Hawaii	HOPE - HPO HPP Rapid Re-housing	NA	121	NA	NA	0
RRH	HOPE Services Hawaii	HOPE - HPO RRH Rapid Re-Housing	NA	56	NA	NA	2
RRH	HOPE Services Hawaii	HOPE - New Start	NA	7	NA	NA	0
RRH	U.S. Veterans Initiative	USVETS - SSVF Oahu Rapid Re-housing	NA	1	NA	NA	1
RRH	U.S. Veterans Initiative	USVETS - SSVF Priority 1 Rapid Re-housing	NA	37	NA	NA	30
	Subtotal Rapid ReHousing		NA	359	NA	NA	# 34
	Total Emergency+Transitional		685	614	90%	126	22
	Total Permanent		443	250	56%	195	21
	TOTAL		1,128	864	77%	321	43

Homeless Programs Office (HPO) Unit Utilization Analysis

Occupancy as of 4/30/2019

Program Name	Program Type	HMIS Households Served	Total Number of Living Units Per Facilities Description	Utilization Rate
HOPE - Kiheipua	ES	13	15	87%
KHAKO - Central ES	ES	100	70	143%
KHAKO - Westside ES	ES	84	48	175%
KWO - Onelau`ena Emergency Shelter	ES	69	71	97%
USVETS - WCC Emergency Shelter	ES	94	102	92%
WH - Next Step Emergency Shelter	ES	129	123	105%
ASI - Ohana Ola O Kahumana	TH	45	48	94%
CCH - Ma'ili Land Transitional Housing	TH	13	15	87%
GHP - Community Residential Program TH	TH	12	14	86%
HCAP - Kumuhonua	TH	64	58	110%
HIHR - Transitional Housing	TH	16	16	100%
HKIPA - Apana Women's Shelter TLP	TH	0	4	0%
HKIPA - Maka`aloa Men's TLP	TH	3	4	75%
HNO - Weinberg Village Waimanalo	TH	24	30	80%
HSI - Kulaokahua Apts (TH for the Elderly)	TH	28	29	97%
HSI - Na Kolea Rooming House (TH for Working Singles)	TH	64	64	100%
KEO - Komohana Group Home TH	TH	3	5	60%
KEO - Mana'olana Transitional Housing	TH	5	8	63%
KWO - Onemalu Transitional Housing	TH	35	40	88%
SHDC - Hale Ulu Pono TH	TH	4	5	80%
USVETS - BP GPD Projects	TH	84	98	86%
WIN - Bridge To Success Halawa TH (formerly Waianae)	TH	16	5	320%
WIN - Bridge To Success Kauai TH	TH	14	9	156%
WIN - Family House Aiea TH	TH	11	8	138%
Totals		930	889	105%

Outreach Program Count

Active as of April 30, 2019

Programs	CoC	Active Count	# Veterans
FLC - HPO Maui Regions 1, 2, 3, 6 - Street Outreach	BOS	136	12
FLC - HPO Maui Regions 4, 5 - Street Outreach	BOS	68	6
HOPE - HPO Hawaii Regions 1, 8, 9, 10 - Street Outreach	BOS	36	3
HOPE - HPO Hawaii Regions 2, 3, 4, 5, 6, 7 - Street Outreach	BOS	71	1
HOPE - PATH Street Outreach Program	BOS	18	2
KEO - HPO Kauai All Regions - Street Outreach	BOS	68	2
SARMY - Maui Homeless Outreach Program	BOS	5	0
ALEA - Street Outreach Program	Oahu	16	1
HKIPA/WH - YO!	Oahu	3	0
HNP - Hale Na`au Pono AMHD Street Outreach Program	Oahu	1	0
IHS - HPO Oahu Region 1 - Street Outreach	Oahu	16	1
IHS - HPO Oahu Region 2 - Street Outreach	Oahu	88	9
IHS - HPO Oahu Region 4 - Street Outreach	Oahu	148	15
KPHC - HPO Oahu Region 1 - Street Outreach	Oahu	24	2
KPHC - HPO Oahu Region 6 - Street Outreach	Oahu	6	1
KPHC - PATH Street Outreach Program	Oahu	27	6
KWO - HPO Oahu Region 7 - Street Outreach	Oahu	103	2
LASH - SSVF Legal Services Program	Oahu	2	2
MHK - Oahu Activity Center Homeless Outreach Program	Oahu	20	2
MHK - PATH Street Outreach Program	Oahu	16	1
NALO - Waimanalo Health Center Street Outreach	Oahu	51	1
RYSE - Youth Outreach	Oahu	16	0
USVETS - BP HPO Oahu Region 3 - Street Outreach	Oahu	29	5
USVETS - BP HPO Oahu Region 5 - Street Outreach	Oahu	14	2
WCCHC - Homeless Outreach Program	Oahu	142	8
TOTAL BY CONTINUUM	Oahu	722	58
TOTAL BY CONTINUUM	BOS	402	26
TOTAL STATEWIDE		1,124	84

Outreach Program Summary	Oahu	BOS	State
May 31, 2018	1,337	621	1,958
June 30, 2018	1,393	635	2,028
July 31, 2018	1,424	656	2,080
August 31, 2018	1,094	684	1,778
September 30, 2018	1,066	602	1,668
October 31, 2018	933	528	1,461
November 30, 2018	1,004	536	1,540
December 31, 2018	1,087	514	1,601
January 31, 2019	710	259	969
February 28, 2019	840	304	1,144
March 31, 2019	768	355	1,123
April 30, 2019	722	402	1,124

Consent to Share Data - VI SPDAT Assessments April 2019

HMIS ORGANIZATION - HI 500	No	Yes	Grand Total	% Consent
Catholic Charities Hawaii	0	2	2	100%
Family Life Center	0	22	22	100%
Hawaii Affordable Properties, Inc.	0	1	1	100%
Hawaii Island Home for Recovery	0	1	1	100%
HOPE Services Hawaii, Inc.	0	31	31	100%
Ka Hale A Ke Ola, Inc	0	46	46	100%
Kauai Economic Opportunity	0	13	13	100%
Mental Health Kokua	0	1	1	100%
Neighborhood Place of Kona/Friends of the Future	0	2	2	100%
Neighborhood Place of Puna	0	1	1	100%
Women In Need	0	1	1	100%
	0	121	121	100%

Consent to Share Data - VI SPDAT Assessments April 2019

HMIS ORGANIZATION - HI 501	No	Yes	Grand Total	% Consent
ALEA Bridge	0	6	6	100%
Alternative Structures International	0	1	1	100%
Catholic Charities Hawaii	8	5	13	38%
Department of Veterans Affairs	0	15	15	100%
Family Promise of Hawaii	0	1	1	100%
Gregory House Programs	0	1	1	100%
Hale Kipa	0	2	2	100%
Hawaii Health & Harm Reduction Center	0	1	1	100%
Honolulu Community Action Program	0	2	2	100%
Institute for Human Services	1	73	74	99%
Kalihi Palama Health Center	0	7	7	100%
Kealahou West Oahu	3	17	20	85%
Koolauloa Health Center	0	2	2	100%
Mental Health Kokua	1	33	34	97%
North Shore Mental Health	0	3	3	100%
Queens's Medical Center	1	3	4	75%
Residential Youth Services & Empowerment	0	4	4	100%
Shelter of Wisdom	0	1	1	100%
USVETS	4	29	33	88%
Waianae Coast Comprehensive Health Center	0	10	10	100%
Waikiki Health	0	13	13	100%
Women In Need	0	3	3	100%
	18	232	250	93%

Summary	Jul-18	Aug-18	Sep-18	Oct-18	Nov-18	Dec-18	Jan-19	Feb-19	Mar-19	Apr-19
% Consent - HI 500	94%	97%	96%	93%	96%	93%	96%	97%	98%	100%
% Consent - HI 501	91%	90%	90%	92%	91%	89%	92%	94%	94%	93%
State Summary	91%	92%	93%	92%	92%	90%	93%	95%	95%	95%

State Summary	No	Yes	Grand Total	% Consent
April 2019	18	353	371	95%

Consent to Share Data - Statewide BNL Reports as of 05/03/19

Statewide Consent Summary by CES Program

CES Program	No	Yes	TOTAL	% Shared
Oahu Family	60	414	474	87%
Oahu Singles	20	1353	1373	99%
Hawaii Family	0	47	47	100%
Hawaii Singles	1	124	125	99%
Kauai Family	1	11	12	92%
Kauai Singles	1	52	53	98%
Maui Family	0	62	62	100%
Maui Singles	0	156	156	100%
TOTAL	83	2219	2302	96%

Oahu	96%
Hawaii	99%
Kauai	97%
Maui	100%

Oahu Consent Summary by Priority Group

Family CES				
	No	Yes	TOTAL	% Shared
PSH P1	2	7	9	78%
PSH P2	5	29	34	85%
PSH P3	7	40	47	85%
PSH P4	10	69	79	87%
PSH P5	8	75	83	90%
RRH P1	9	32	41	78%
RRH P2	4	51	55	93%
RRH P3	13	92	105	88%
TH P3	0	9	9	100%
TH P4	0	1	1	100%
TH P5	0	0	0	N/A
TH P6	2	9	11	82%
TOTAL	60	414	474	87%

Singles CES				
	No	Yes	TOTAL	% Shared
PSH P1	2	189	191	99%
PSH P2	1	186	187	99%
PSH P3	1	159	160	99%
PSH P4	2	209	211	99%
PSH P5	0	62	62	100%
RRH P1	4	149	153	97%
RRH P2	4	169	173	98%
RRH P3	2	142	144	99%
TH P3	1	47	48	98%
TH P4	1	16	17	94%
TH P5	2	25	27	93%
TH P6	0	0	0	N/A
TOTAL	20	1353	1373	99%

Hawaii Consent Summary by Priority Group

Family CES				
	No	Yes	TOTAL	% Shared
PSH	0	0	0	N/A
RRH	0	12	12	100%
TH	0	35	35	100%
TOTAL	0	47	47	100%

Singles CES				
	No	Yes	TOTAL	% Shared
PSH	0	15	15	100%
RRH	0	63	63	100%
TH	1	46	47	98%
TOTAL	1	124	125	99%

Kauai Consent Summary by Priority Group

Family CES				
	No	Yes	TOTAL	% Shared
PSH	0	3	3	100%
RRH	1	8	9	89%
TH	0	0	0	N/A
TOTAL	1	11	12	92%

Singles CES				
	No	Yes	TOTAL	% Shared
PSH	0	3	3	100%
RRH	0	20	20	100%
TH	1	29	30	97%
TOTAL	1	52	53	98%

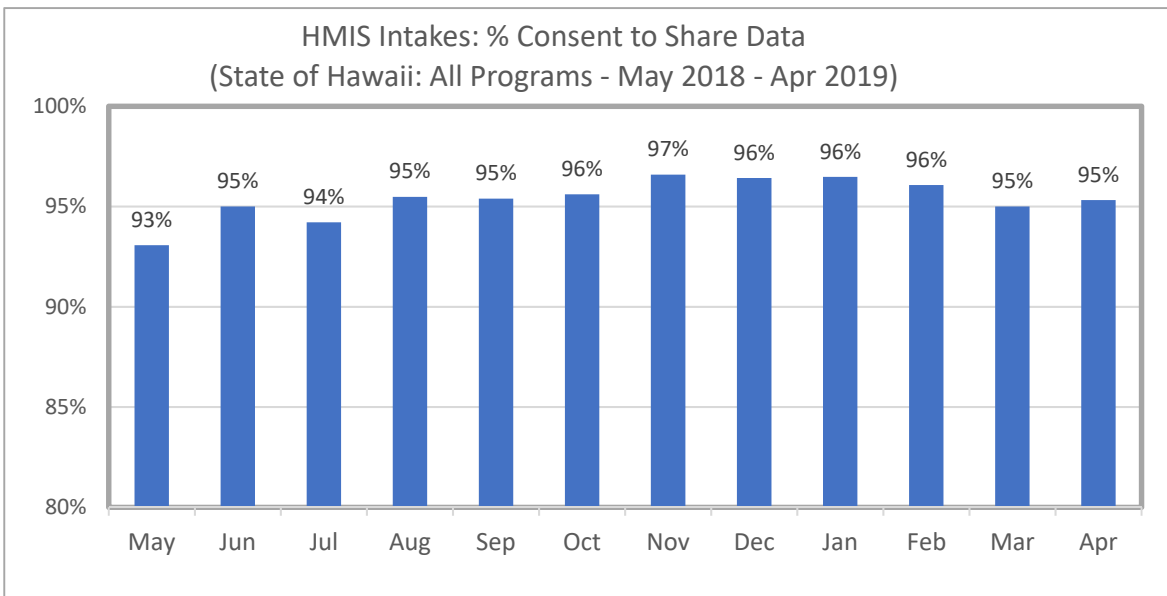
Maui Consent Summary by Priority Group

Family CES				
	No	Yes	TOTAL	% Shared
PSH	0	3	3	100%
RRH	0	25	25	100%
TH	0	34	34	100%
TOTAL	0	62	62	100%

Singles CES				
	No	Yes	TOTAL	% Shared
PSH	0	23	23	100%
RRH	0	59	59	100%
TH	0	74	74	100%
TOTAL	0	156	156	100%

**Consent to Share Data by Program Type
Adult Intakes During April 2019**

Program Types	No	Yes	Grand Total	% Consent
Emergency Shelter (ES)	10	324	334	97%
Homeless Outreach	12	190	202	94%
Homeless Prevention	5	107	112	96%
Permanent Supportive Housing (PSH)	5	31	36	86%
Rapid Re-Housing (RRH)	4	99	103	96%
Services Only program	2	24	26	92%
Transitional Housing (TH)	3	60	63	95%
Grand Total	41	835	876	95%



**Consent to Share Data by Organization and Program
Adult Intakes During April 2019**

Organization/Program	No	Yes	Grand Total	% Consent
ALEA Bridge	1	8	9	89%
ALEA - Street Outreach Program	1	8	9	89%
Alternative Structures International	3	16	19	84%
ASI - HPO RRH Homeless Prevention	1	1	2	50%
ASI - HPO Ohana Ola O Kahumana	2	15	17	88%
Catholic Charities Hawaii	2	80	82	98%
CCH - SSVF Priority 1 Rapid Rehousing		8	8	100%
CCH - City HF Increment III	1	4	5	80%
CCH - HPO Villages of Maili Family and Individual Assessment Center (FIAC)		19	19	100%
CCH - HPO SHEG NI Homelessness Prevention		6	6	100%
CCH - HPO HPP Homeless Prevention		15	15	100%
CCH - HPO SHEG Oahu Homelessness Prevention		10	10	100%

**Consent to Share Data by Organization and Program
Adult Intakes During April 2019**

Organization/Program	No	Yes	Grand Total	% Consent
CCH - HPO SHEG Oahu Rapid Re-Housing		2	2	100%
CCH - HPO Kakaako Family Assessment Center		9	9	100%
CCH - HPO Ma'ili Land Transitional Housing		2	2	100%
CCH - HPO Villages of Maili Bridge Housing		4	4	100%
CCH - HPO SHEG NI Rapid Rehousing		1	1	100%
CCH - SSVF Priority 1 Homeless Prevention	1		1	0%
Family Life Center	4	79	83	95%
FLC - HPO RRH Rapid Re-Housing		4	4	100%
FLC - HPO NI Housing First		4	4	100%
FLC - ESG Maui Homelessness Prevention		4	4	100%
FLC - HPO Maui Regions 1, 2, 3, 6 - Street Outreach	4	37	41	90%
FLC - HPO Maui Regions 4, 5 - Street Outreach		20	20	100%
FLC - HPO Ho'olanani		5	5	100%
FLC - S+C 1		1	1	100%
FLC - ESG Kauai Rapid Re-housing		4	4	100%
Family Promise of Hawaii		1	1	100%
FPH - Windward Family Center		1	1	100%
Gregory House Programs	1	4	5	80%
GHP - HOPWA Gregory House (Competitive TH)	1		1	0%
GHP - HPO Community Residential Program TH		1	1	100%
GHP - ESG Rapid Re-Housing		3	3	100%
Hale Kipa		2	2	100%
HKIPA/WH - YO!		2	2	100%
Holomua Na Ohana		3	3	100%
HNO - HPO Weinberg Village Waimanalo		3	3	100%
Honolulu Community Action Program		19	19	100%
HCAP - HPO RRH Homeless Prevention		2	2	100%
HCAP - HPO Kumuhonua		6	6	100%
HCAP - HPO RRH Rapid Re-Housing		11	11	100%
HOPE Services Hawaii, Inc.		40	40	100%
HOPE - HPO RRH Homeless Prevention		4	4	100%
HOPE - HPO RRH Rapid Re-Housing		2	2	100%
HOPE - HPO NI Housing First		1	1	100%
HOPE - HPO Hawaii Regions 2, 3, 4, 5, 6, 7 - Street Outreach		8	8	100%
HOPE - HPO Kiheipua		4	4	100%
HOPE - HPO West Hawaii Emergency Housing Program		7	7	100%
HOPE - HPO East Hawaii Emergency Mens Program ES		4	4	100%
HOPE - HPO Hawaii Regions 1, 8, 9, 10 - Street Outreach		6	6	100%
HOPE - New Start		1	1	100%
HOPE - ESG Rapid Re-housing		3	3	100%
Housing Solutions, Inc.		6	6	100%
HSI - HPO Kulaokahua Apts (TH for the Elderly)		1	1	100%
HSI - HPO Na Kolea Rooming House		5	5	100%

**Consent to Share Data by Organization and Program
Adult Intakes During April 2019**

Organization/Program	No	Yes	Grand Total	% Consent
Institute for Human Services	16	225	241	93%
IHS - Behavioral Health ES		7	7	100%
IHS - ESG Rapid Re-housing		11	11	100%
IHS - Hale Mauliola Program (Sand Island ES)	2	20	22	91%
IHS - HPO RRH Rapid Re-Housing	1	11	12	92%
IHS - TBH Medical Respite (ES)	3	12	15	80%
IHS - HPO RRH Homeless Prevention		24	24	100%
IHS - New Youth Rapid Re-Housing 2016 (NYRRH 2016)		1	1	100%
IHS - HPO Kaa`ahi Families ES		7	7	100%
IHS - HPO Sumner Men's ES		53	53	100%
IHS - HPO Oahu Region 4 - Street Outreach	1	11	12	92%
IHS - HPO Kaa`ahi Women's ES		23	23	100%
IHS - HPO HPP Homelessness Prevention		24	24	100%
IHS - HPO Oahu Region 2 - Street Outreach	5	11	16	69%
IHS - HPO HPP Rapid Re-housing	1	2	3	67%
IHS - City FY15 Housing First PSH		3	3	100%
IHS - SPC Home At Last 2010	3	4	7	57%
IHS - SPC No Place Like Home		1	1	100%
Ka Hale A Ke Ola, Inc		70	70	100%
KHAKO - HPO Central ES		34	34	100%
KHAKO - HPO Westside TH		4	4	100%
KHAKO - HPO Central TH		4	4	100%
KHAKO - HPO Westside ES		27	27	100%
KHAKO - Pu'uhonua Drop-in Center		1	1	100%
Kalihi Palama Health Center		9	9	100%
KPHC - PATH Street Outreach Program		8	8	100%
KPHC - HPO Oahu Region 1 - Street Outreach		1	1	100%
Kauai Economic Opportunity		26	26	100%
KEO - HPO Kauai All Regions - Street Outreach		16	16	100%
KEO - HPO Mana'olana Emergency		6	6	100%
KEO - HPO Mana'olana Transitional Housing		2	2	100%
KEO - Kome Transitional Housing Program		2	2	100%
Kealahou West Oahu	3	28	31	90%
KWO - HPO Oahu Region 7 - Street Outreach		11	11	100%
KWO - HPO Onelau`ena Emergency Shelter	3	15	18	83%
KWO - HPO Onemalu Transitional Housing		2	2	100%
Legal Aid Society of Hawaii	1	21	22	95%
LASH - HPO Legal Services Program	1	20	21	95%
LASH - SSVF Legal Services Program		1	1	100%
Maui AIDS Foundation	2		2	0%
MAF - HOPWA Formula Permanent Housing Placement (PHP)	1		1	0%
MAF - HOPWA Formula STRMU	1		1	0%
Mental Health Kokua		22	22	100%

Consent to Share Data by Organization and Program
Adult Intakes During April 2019

Organization/Program	No	Yes	Grand Total	% Consent
MHK - Oahu Activity Center Homeless Outreach Program		10	10	100%
MHK - PATH Street Outreach Program		9	9	100%
MHK - Punawai Rest Stop		3	3	100%
Salvation Army FSO		1	1	100%
SARMY - HPO FSO RRH Rapid Re-Housing		1	1	100%
Shelter of Wisdom	1	5	6	83%
SOW - Great Joy 2		1	1	100%
SOW - Great Joy 3		1	1	100%
SOW - Great Joy 1	1	1	2	50%
SOW - Streams of Joy 1		1	1	100%
SOW - Streams of Joy 2		1	1	100%
Steadfast Housing Development Corporation	1	8	9	89%
SHDC - Oahu Shelter Plus Care Program	1	6	7	86%
SHDC - Kalaeloa (Headway House) CoC Funded (Oahu)		2	2	100%
USVETS	5	110	115	96%
USVETS - BP Ewa HOPTEL		1	1	100%
USVETS - SSVF Priority 1 Homeless Prevention	2	3	5	60%
USVETS - SSVF Priority 1 Rapid Re-housing	1	23	24	96%
USVETS - WCC ESG Rapid Re-Housing 2018	1	1	2	50%
USVETS - BP Respite Beds Barbers Point		3	3	100%
USVETS - WCC SITH		1	1	100%
USVETS - WCC HOPTEL		2	2	100%
USVETS - BP Kauai HOPTEL Program		1	1	100%
USVETS - WCC HPO Emergency Shelter	1	28	29	97%
USVETS - WCC HPO RRH Homeless Prevention		14	14	100%
USVETS - BP HPO Oahu Region 5 - Street Outreach		3	3	100%
USVETS - BP HPO Oahu Region 3 - Street Outreach		11	11	100%
USVETS - SSVF Oahu Rapid Re-housing		5	5	100%
USVETS - BP HPO GPD Clinical Treatment		1	1	100%
USVETS - BP HPO GPD Low Demand		5	5	100%
USVETS - BP HPO GPD Bridge Housing		2	2	100%
USVETS - WCC HPO RRH Rapid Re-Housing		5	5	100%
USVETS - BP HPO Housing First PSH		1	1	100%
Waianae Coast Comprehensive Health Center	1	17	18	94%
WCCHC - Homeless Outreach Program	1	17	18	94%
Waikiki Health		31	31	100%
WH - HPO Next Step Emergency Shelter		31	31	100%
Women In Need		4	4	100%
WIN - HPO Bridge To Success Kauai TH		1	1	100%
WIN - HPO Bridge To Success Halawa TH		2	2	100%
WIN - HPO Family House Aiea TH		1	1	100%
Grand Total	41	835	876	95%

Consent to Share Data by Program Type

Active Adults During April 2019

Program Types	No	Yes	Grand Total	% Consent
Emergency Shelter (ES)	38	1,322	1,360	97%
Homeless Outreach	121	1,076	1,197	90%
Homeless Prevention	64	794	858	93%
Permanent Supportive Housing (PSH)	406	819	1,225	67%
Rapid Re-Housing (RRH)	36	895	931	96%
Services Only program	9	230	239	96%
Transitional Housing (TH)	34	686	720	95%
Grand Total	708	5,822	6,530	89%

Consent to Share Data by Organization and Program

Active Adults During April 2019

Organization/Program	No	Yes	Grand Total	% Consent
ALEA Bridge	1	42	43	98%
ALEA - Street Outreach Program	1	28	29	97%
ALEA - ESG Rapid Rehousing		14	14	100%
Alternative Structures International	21	176	197	89%
ASI - HPO RRH Homeless Prevention	2	33	35	94%
ASI - Leeward CoC PSH		28	28	100%
ASI - ESG Rapid Re-Housing	1	12	13	92%
ASI - HPO RRH Rapid ReHousing		22	22	100%
ASI - HPO Ohana Ola O Kahumana	18	81	99	82%
Catholic Charities Hawaii	21	483	504	96%
CCH - HPO NI Housing First (Kauai)		10	10	100%
CCH - HPO RRH Homeless Prevention (Kauai)		4	4	100%
CCH - HPO RRH Rapid Re-Housing (Kauai)	2	19	21	90%
CCH - SSVF Priority 1 Homeless Prevention	1	4	5	80%
CCH - SSVF Priority 1 Rapid Rehousing		22	22	100%
CCH - City HF Increment III	2	35	37	95%
CCH - HPO SHEG Oahu Homelessness Prevention		39	39	100%
CCH - HPO SHEG NI Rapid Rehousing	2	12	14	86%
CCH - HPO HPP Homeless Prevention	6	134	140	96%
CCH - HPO HPP Rapid Re-housing		29	29	100%
CCH - HPO SHEG NI Homelessness Prevention	4	54	58	93%
CCH - HPO SHEG Oahu Rapid Re-Housing		13	13	100%
CCH - HPO Villages of Maili Family and Individual Assessment Ce	2	65	67	97%
CCH - HPO Ma'ili Land Transitional Housing	1	18	19	95%
CCH - HPO Kakaako Family Assessment Center	1	21	22	95%
CCH - HPO Villages of Maili Bridge Housing		4	4	100%
Family Life Center	14	365	379	96%
FLC - ESG Kauai Rapid Re-housing		8	8	100%
FLC - ESG Maui Rapid Re-housing		20	20	100%
FLC - HPO NI Housing First		37	37	100%
FLC - HPO RRH Rapid Re-Housing		23	23	100%
FLC - Rental Assistance Program (RAP)		1	1	100%
FLC - S+C 1		6	6	100%
FLC - S+C 2		19	19	100%
FLC - S+C 3		12	12	100%

Consent to Share Data by Organization and Program

Active Adults During April 2019

Organization/Program	No	Yes	Grand Total	% Consent
FLC - HPO RRH Homeless Prevention		1	1	100%
FLC - ESG Kauai Homelessness Prevention		1	1	100%
FLC - ESG Maui Homelessness Prevention		13	13	100%
FLC - HPO HPP Kauai Homelessness Prevention		2	2	100%
FLC - HPO Maui Regions 1, 2, 3, 6 - Street Outreach	14	121	135	90%
FLC - HPO Ho'olanani		13	13	100%
FLC - HPO Maui Regions 4, 5 - Street Outreach		64	64	100%
FLC - HPO HPP Maui Homelessness Prevention		16	16	100%
FLC - HPO HPP Maui Rapid Re-housing		8	8	100%
Family Promise of Hawaii		15	15	100%
FPH - Honolulu Family Center		7	7	100%
FPH - Windward Family Center		8	8	100%
Gregory House Programs	47	67	114	59%
GHP - ESG Homeless Prevention		13	13	100%
GHP - ESG Rapid Re-Housing		13	13	100%
GHP - HOPWA Formula - PSH TBRA	18	8	26	31%
GHP - HOPWA Gregory House (Competitive TH)	4	11	15	73%
GHP - HOPWA SPNS - Competitive PSH TBRA	24	10	34	29%
GHP - HPO Community Residential Program TH	1	12	13	92%
Hale Kipa		8	8	100%
HKIPA/WH - YO!		3	3	100%
HKIPA - HPO Maka'aloa Men's TLP		3	3	100%
HKIPA - Boys Shelter BCP ES		1	1	100%
HKIPA - Girls Shelter BCP ES		1	1	100%
HNP - Hale Na'au Pono AMHD Street Outreach Program		1	1	100%
HAP - Na Kahua Hale O Ulu Wini		39	39	100%
Hawaii Island Home for Recovery	3	35	38	92%
HIHR - PSH 1	3	11	14	79%
HIHR - PSH 2		2	2	100%
HIHR - PSH 3		3	3	100%
HIHR - PSH 4		4	4	100%
HIHR - HPO Transitional Housing		15	15	100%
HNO - HPO Weinberg Village Waimanalo	1	44	45	98%
Honolulu Community Action Program	13	191	204	94%
HCAP - HPO RRH Homeless Prevention	12	54	66	82%
HCAP - HPO RRH Rapid Re-Housing		61	61	100%
HCAP - HPO Kumuhonua	1	76	77	99%
HKO - Lahilahi		6	6	100%
HOPE Services Hawaii, Inc.	10	408	418	98%
HOPE - ESG Homelessness Prevention		7	7	100%
HOPE - ESG Rapid Re-housing		10	10	100%
HOPE - HPO NI Housing First		46	46	100%
HOPE - HPO RRH Homeless Prevention	6	45	51	88%
HOPE - HPO RRH Rapid Re-Housing		20	20	100%
HOPE - Kukui S+C Program	1	35	36	97%
HOPE - Kuleana House		2	2	100%
HOPE - New Start		4	4	100%

Consent to Share Data by Organization and Program

Active Adults During April 2019

Organization/Program	No	Yes	Grand Total	% Consent
HOPE - PATH Street Outreach Program		19	19	100%
HOPE - Wilder House		3	3	100%
HOPE - HPO Hawaii Regions 2, 3, 4, 5, 6, 7 - Street Outreach		63	63	100%
HOPE - HPO Hawaii Regions 1, 8, 9, 10 - Street Outreach		24	24	100%
HOPE - HPO East Hawaii Emergency Mens Program ES		16	16	100%
HOPE - HPO HPP Rapid Re-housing	2	64	66	97%
HOPE - HPO West Hawaii Emergency Housing Program		24	24	100%
HOPE - HPO Kiheipua	1	20	21	95%
HOPE - HPO HPP Homelessness Prevention		6	6	100%
Housing Solutions, Inc.		95	95	100%
HSI - HPO Kulaokahua Apts (TH for the Elderly)		31	31	100%
HSI - HPO Na Kolea Rooming House		64	64	100%
Institute for Human Services	174	1304	1478	88%
IHS - Behavioral Health ES		17	17	100%
IHS - City FY15 Housing First PSH	18	103	121	85%
IHS - ESG Homelessness Prevention	13	43	56	77%
IHS - ESG Rapid Re-housing	8	75	83	90%
IHS - Hale Mauliola Program (Sand Island ES)	7	110	117	94%
IHS - HOMES Clean & Sober	2	23	25	92%
IHS - HPO RRH Homeless Prevention		37	37	100%
IHS - HPO RRH Rapid Re-Housing	1	34	35	97%
IHS - New PSH 2013 (CoC Funded)	7	11	18	61%
IHS - New Youth Rapid Re-Housing 2016 (NYRRH 2016)	1	29	30	97%
IHS - SPC Home At Last 2010	62	34	96	35%
IHS - SPC Home Sweet Home II	2	11	13	85%
IHS - SPC No Place Like Home	4	9	13	69%
IHS - TBH Medical Respite (ES)	3	27	30	90%
IHS - HPO Sumner Men's ES	2	176	178	99%
IHS - HPO Oahu Region 4 - Street Outreach	12	133	145	92%
IHS - HPO Kaa`ahi Women's ES	3	88	91	97%
IHS - HPO Oahu Region 1 - Street Outreach	5	30	35	86%
IHS - HPO HPP Rapid Re-housing	4	37	41	90%
IHS - HPO Oahu Region 2 - Street Outreach	13	121	134	90%
IHS - HPO HPP Homelessness Prevention	5	121	126	96%
IHS - HPO Kaa`ahi Families ES	2	35	37	95%
Ka Hale A Ke Ola, Inc		277	277	100%
KHAKO - HPO Westside ES		98	98	100%
KHAKO - HPO Central ES		120	120	100%
KHAKO - HPO Central TH		37	37	100%
KHAKO - HPO Westside TH		21	21	100%
KHAKO - Pu'uuhonua Drop-in Center		1	1	100%
Kalihi Palama Health Center	119	191	310	62%
KPHC - ESG Homelessness Prevention	5	59	64	92%
KPHC - ESG Rapid Re-housing	3	28	31	90%
KPHC - New Beginnings S+C Program	111	43	154	28%
KPHC - PATH Street Outreach Program		28	28	100%
KPHC - PATH Services Only Program		1	1	100%

Consent to Share Data by Organization and Program

Active Adults During April 2019

Organization/Program	No	Yes	Grand Total	% Consent
KPHC - HPO Oahu Region 1 - Street Outreach		25	25	100%
KPHC - HPO Oahu Region 6 - Street Outreach		7	7	100%
Kauai Economic Opportunity	2	122	124	98%
KEO - Pa`a Hana PSH	2		2	0%
KEO - Lawehana Transitional Housing Program		4	4	100%
KEO - HPO Kauai All Regions - Street Outreach		71	71	100%
KEO - HPO Mana'olana Emergency		32	32	100%
KEO - HPO Mana'olana Transitional Housing		9	9	100%
KEO - HPO Komohana Group Home TH		4	4	100%
KEO - Kome Transitional Housing Program		2	2	100%
Kealahou West Oahu	15	221	236	94%
KWO - HPO Onelau`ena Emergency Shelter	7	100	107	93%
KWO - HPO Oahu Region 7 - Street Outreach	3	67	70	96%
KWO - HPO Onemalu Transitional Housing	5	54	59	92%
Legal Aid Society of Hawaii	8	229	237	97%
LASH - HPO Legal Services Program	8	225	233	97%
LASH - SSVF Legal Services Program		4	4	100%
Maui AIDS Foundation	23		23	0%
MAF - HOPWA Formula - PSH TBRA	18		18	0%
MAF - HOPWA Formula STRMU	4		4	0%
MAF - HOPWA Formula Permanent Housing Placement (PHP)	1		1	0%
MYFS - BCP Homeless Prevention Program	2		2	0%
Mental Health Kokua	4	63	67	94%
MHK - Oahu Activity Center Homeless Outreach Program		25	25	100%
MHK - Safe Haven Permanent Supportive Housing	3	20	23	87%
MHK - PATH Street Outreach Program	1	15	16	94%
MHK - Punawai Rest Stop		3	3	100%
Residential Youth Services & Empowerment		26	26	100%
RYSE - Youth Outreach		14	14	100%
RYSE		12	12	100%
Salvation Army FSO	3	110	113	97%
SARMY - FSO Pathway of Hope Transitional Housing		4	4	100%
SARMY - HPO FSO RRH Rapid Re-Housing	3	58	61	95%
SARMY - HPO FSO RRH Homeless Prevention		48	48	100%
SARMY - Ka Ohu Hou O Manoa FTS	2	10	12	83%
SARMY - Maui Homeless Outreach Program	4	1	5	20%
Shelter of Wisdom	7	50	57	88%
SOW - Great Joy 1	1	4	5	80%
SOW - Great Joy 2	1	7	8	88%
SOW - Great Joy 3		8	8	100%
SOW - Great Joy 4	1	2	3	67%
SOW - Streams of Joy 1	1	5	6	83%
SOW - Streams of Joy 2	1	14	15	93%
SOW - Hearts of Joy 2	2	10	12	83%
Steadfast Housing Development Corporation	95	138	233	59%
SHDC - Kaahale CoC Funded (Kauai)	1	2	3	67%
SHDC - Kalaeloa (Headway House) CoC Funded (Oahu)	12	18	30	60%

Consent to Share Data by Organization and Program

Active Adults During April 2019

Organization/Program	No	Yes	Grand Total	% Consent
SHDC - Kaulana CoC Funded (Maui)	1	1	2	50%
SHDC - Kulalani CoC Funded (Maui)	2		2	0%
SHDC - Oahu Shelter Plus Care Program	68	89	157	57%
SHDC - Ekolu Group Homes Ahukini (Oahu)		3	3	100%
SHDC - Ekolu Group Homes Kaukama (Oahu)		3	3	100%
SHDC - Ekolu Group Homes Komo Mai (Oahu)		4	4	100%
SHDC - Eha S+C (Maui)	11	14	25	56%
SHDC - HPO Hale Ulu Pono TH		4	4	100%
USVETS	54	751	805	93%
USVETS - BP Ewa HOPTEL		2	2	100%
USVETS - BP Hilo HOPTEL Program		1	1	100%
USVETS - BP Kauai HOPTEL Program		2	2	100%
USVETS - BP Leeward PSH		14	14	100%
USVETS - BP Pearl City HOPTEL		1	1	100%
USVETS - BP Pearl City Seniors HOPTEL		1	1	100%
USVETS - BP Permanent Supportive Housing CoC	5	7	12	58%
USVETS - BP PH2 CHAMPS VET FAMILIES	8	12	20	60%
USVETS - BP Respite Beds Barbers Point		7	7	100%
USVETS - SSVF Priority 1 Homeless Prevention	4	34	38	89%
USVETS - SSVF Priority 1 Rapid Re-housing	5	154	159	97%
USVETS - WCC HOPTEL		5	5	100%
USVETS - WCC Housing First Increment II (City)	9	88	97	91%
USVETS - WCC ESG Rapid Re-Housing 2018	1	32	33	97%
USVETS - WCC SITH		6	6	100%
USVETS - BP SITH		3	3	100%
USVETS - WCC ESG Rapid Re-Housing 2017		1	1	100%
USVETS - WCC HPO Emergency Shelter	3	117	120	98%
USVETS - BP HPO Oahu Region 3 - Street Outreach	4	25	29	86%
USVETS - BP HPO Housing First PSH	14	63	77	82%
USVETS - BP HPO GPD Bridge Housing		30	30	100%
USVETS - WCC HPO RRH Rapid Re-Housing	1	42	43	98%
USVETS - WCC HPO RRH Homeless Prevention		15	15	100%
USVETS - BP HPO GPD Clinical Treatment		13	13	100%
USVETS - BP HPO GPD Low Demand		36	36	100%
USVETS - BP HPO Oahu Region 5 - Street Outreach		35	35	100%
USVETS - SSVF Oahu Rapid Re-housing		5	5	100%
WCCHC - Homeless Outreach Program	63	118	181	89%
Waikiki Health		147	147	89%
WH - HPO Next Step Emergency Shelter		145	145	89%
WH - HUD Youth Rapid Re-housing		2	2	89%
NALO - Waimanalo Health Center Street Outreach	1	34	35	89%
Women In Need	1	55	56	89%
WIN - HPO Family House Aiea TH	1	11	12	89%
WIN - HPO Bridge To Success Kauai TH		15	15	89%
WIN - HPO Bridge To Success Halawa TH		18	18	89%
WIN - ESG Homeless Prevention		11	11	89%
Grand Total	708	5822	6530	89%

**Length of Stay by Program Type - Statewide
Exits During April 2019**

Program Type	# Exits in April	Average Days to Exit
Emergency Shelter (ES)	397	119
Homeless Outreach	199	109
Homeless Prevention	146	136
Permanent Supportive Housing (PSH)	37	1234
Rapid Re-Housing (RRH)	199	163
Services Only program	29	164
Transitional Housing (TH)	120	247
Grand Total	1127	178

**Length of Stay by County and Program Type
Exits During April 2019**

County/Program Type	# Exits in April	Average Days to Exit
Hawaii	98	167
Emergency Shelter (ES)	25	74
Homeless Outreach	12	102
Homeless Prevention	5	58
Permanent Supportive Housing (PSH)	6	420
Rapid Re-Housing (RRH)	45	194
Transitional Housing (TH)	5	341
Kauai	43	124
Emergency Shelter (ES)	19	84
Homeless Outreach	11	76
Homeless Prevention	3	37
Rapid Re-Housing (RRH)	6	69
Transitional Housing (TH)	4	595
Maui	172	115
Emergency Shelter (ES)	76	90
Homeless Outreach	43	145
Homeless Prevention	10	96
Permanent Supportive Housing (PSH)	1	37
Rapid Re-Housing (RRH)	23	97
Services Only program	1	0
Transitional Housing (TH)	18	196
Oahu	814	196
Emergency Shelter (ES)	277	133
Homeless Outreach	133	101
Homeless Prevention	128	144
Permanent Supportive Housing (PSH)	30	1436
Rapid Re-Housing (RRH)	125	168
Services Only program	28	170
Transitional Housing (TH)	93	236
Grand Total	1127	178

**Length of Stay by Organization and Program
Exits During April 2019**

Organization/Program	# Exits in April	Average Days to Exit
ALEA Bridge	6	0
ALEA - Street Outreach Program	6	0
Alternative Structures International	40	257
ASI - HPO Ohana Ola O Kahumana	40	257
Catholic Charities Hawaii	138	161
CCH - SSVF Priority 1 Rapid Rehousing	4	73
CCH - HPO HPP Homeless Prevention	54	182
CCH - HPO HPP Rapid Re-housing	19	282
CCH - HPO Kakaako Family Assessment Center	17	202
CCH - HPO Ma'ili Land Transitional Housing	2	561
CCH - HPO Villages of Maili Family and Individual Assessment Center (FI	3	11
CCH - SSVF Priority 1 Homeless Prevention	4	68
CCH - HPO Villages of Maili Bridge Housing	5	5
CCH - HPO SHEG NI Homelessness Prevention	4	36
CCH - HPO SHEG Oahu Homelessness Prevention	25	62
CCH - City HF Increment III	1	193
Family Life Center	85	118
FLC - HPO HPP Maui Homelessness Prevention	9	107
FLC - HPO Ho'olanani	1	50
FLC - HPO Maui Regions 4, 5 - Street Outreach	9	231
FLC - HPO Maui Regions 1, 2, 3, 6 - Street Outreach	34	122
FLC - HPO RRH Rapid Re-Housing	11	89
FLC - ESG Kauai Homelessness Prevention	3	37
FLC - ESG Maui Rapid Re-housing	6	35
FLC - HPO HPP Maui Rapid Re-housing	6	174
FLC - ESG Kauai Rapid Re-housing	6	69
Family Promise of Hawaii	8	89
FPH - Windward Family Center	4	115
FPH - Honolulu Family Center	4	64
Gregory House Programs	2	180
GHP - HPO Community Residential Program TH	2	180
Hawaii Island Home for Recovery	5	332
HIHR - PSH 1	2	321
HIHR - PSH 4	1	262
HIHR - PSH 3	2	378
Holomua Na Ohana	11	233
HNO - HPO Weinberg Village Waimanalo	11	233
Honolulu Community Action Program	8	197
HCAP - HPO Kumuhonua	6	186
HCAP - HPO RRH Rapid Re-Housing	2	230
HOPE Services Hawaii, Inc.	87	162
HOPE - PATH Street Outreach Program	1	163
HOPE - HPO Kiheipua	9	19
HOPE - HPO East Hawaii Emergency Mens Program ES	6	54
HOPE - HPO Hawaii Regions 1, 8, 9, 10 - Street Outreach	2	220
HOPE - HPO West Hawaii Emergency Housing Program	8	113

**Length of Stay by Organization and Program
Exits During April 2019**

Organization/Program	# Exits in April	Average Days to Exit
HOPE - HPO Hawaii Regions 2, 3, 4, 5, 6, 7 - Street Outreach	9	69
HOPE - HPO HPP Rapid Re-housing	43	201
HOPE - ESG Homelessness Prevention	1	147
HOPE - HPO NI Housing First	1	860
HOPE - ESG Rapid Re-housing	2	55
HOPE - Kuleana House	5	341
Housing Solutions, Inc.	3	497
HSI - HPO Na Kolea Rooming House	2	589
HSI - HPO Kulaokahua Apts (TH for the Elderly)	1	314
Institute for Human Services	237	197
IHS - Behavioral Health ES	7	69
IHS - TBH Medical Respite (ES)	13	34
IHS - Hale Mauiola Program (Sand Island ES)	23	54
IHS - HPO RRH Homeless Prevention	2	12
IHS - HPO RRH Rapid Re-Housing	2	94
IHS - City FY15 Housing First PSH	6	1334
IHS - ESG Rapid Re-housing	2	127
IHS - HPO Kaa`ahi Women's ES	27	141
IHS - SPC No Place Like Home	1	1203
IHS - HPO HPP Homelessness Prevention	33	181
IHS - HPO Sumner Men's ES	34	145
IHS - HPO HPP Rapid Re-housing	28	168
IHS - HPO Oahu Region 2 - Street Outreach	24	207
IHS - HPO Kaa`ahi Families ES	30	165
IHS - HPO Oahu Region 1 - Street Outreach	1	217
IHS - SPC Home Sweet Home II	2	304
IHS - SPC Home At Last 2010	2	2341
Ka Hale A Ke Ola, Inc	93	111
KHAKO - HPO Westside ES	29	72
KHAKO - HPO Central ES	46	103
KHAKO - HPO Central TH	16	219
KHAKO - HPO Westside TH	2	5
Kalihi Palama Health Center	6	13
KPHC - HPO Oahu Region 1 - Street Outreach	6	13
Kauai Economic Opportunity	32	115
KEO - HPO Kauai All Regions - Street Outreach	11	76
KEO - HPO Mana'olana Emergency	18	86
KEO - HPO Mana'olana Transitional Housing	3	426
Kealahou West Oahu	83	97
KWO - HPO Oahu Region 7 - Street Outreach	46	53
KWO - HPO Onelau`ena Emergency Shelter	33	144
KWO - HPO Onemalu Transitional Housing	4	223
Legal Aid Society of Hawaii	28	170
LASH - HPO Legal Services Program	28	170
Maui AIDS Foundation	2	0
MAF - HOPWA Formula Permanent Housing Placement (PHP)	1	0

**Length of Stay by Organization and Program
Exits During April 2019**

Organization/Program	# Exits in April	Average Days to Exit
MAF - HOPWA Formula STRMU	1	0
Salvation Army FSO	11	176
SARMY - HPO FSO RRH Homeless Prevention	6	103
SARMY - HPO FSO RRH Rapid Re-Housing	5	262
Shelter of Wisdom	5	279
SOW - Great Joy 1	1	12
SOW - Streams of Joy 2	3	192
SOW - Great Joy 4	1	806
Steadfast Housing Development Corporation	12	2118
SHDC - Oahu Shelter Plus Care Program	9	2257
SHDC - Kalaeloa (Headway House) CoC Funded (Oahu)	1	4161
SHDC - Kaulana CoC Funded (Maui)	1	37
SHDC - Ekolu Group Homes Kaukama (Oahu)	1	901
USVETS	142	169
USVETS - BP Ewa HOPTTEL	1	15
USVETS - SSVF Priority 1 Homeless Prevention	4	33
USVETS - SSVF Priority 1 Rapid Re-housing	16	116
USVETS - BP Kauai HOPTTEL Program	1	49
USVETS - WCC ESG Rapid Re-Housing 2018	35	184
USVETS - BP HPO GPD Low Demand	7	185
USVETS - WCC HPO RRH Rapid Re-Housing	12	14
USVETS - WCC HPO Emergency Shelter	44	181
USVETS - BP HPO Oahu Region 5 - Street Outreach	7	138
USVETS - BP SITH	1	57
USVETS - BP HPO GPD Bridge Housing	6	207
USVETS - BP Respite Beds Barbers Point	1	32
USVETS - WCC SITH	2	60
USVETS - BP HPO GPD Clinical Treatment	1	250
USVETS - BP HPO Housing First PSH	1	1430
USVETS - BP Hilo HOPTTEL Program	2	223
USVETS - BP Permanent Supportive Housing CoC	1	1565
Waianae Coast Comprehensive Health Center	43	110
WCCHC - Homeless Outreach Program	43	110
Waikiki Health	31	86
WH - HPO Next Step Emergency Shelter	31	86
Women In Need	9	255
WIN - HPO Bridge To Success Kauai TH	1	1099
WIN - HPO Bridge To Success Halawa TH	3	158
WIN - HPO Family House Aiea TH	5	145
Grand Total	1127	178

Timeliness Report - April 2019 (Intakes)
Date Range: 4/1/2019 - 4/30/2019

Average Days Taken to Input Enrollments (clients enrolled during reporting period)			
Program Name	Program Type	Clients Enrolled	Avg Days to Input
Hawaii County VI SPDAT v2 Family	Coordinated Assessment	53	2.17
Hawaii County VI SPDAT v2 Individual	Coordinated Assessment	43	5.21
Hawaii County VI SPDAT v2 TAY	Coordinated Assessment	2	11.50
Kauai County VI SPDAT v2 Family	Coordinated Assessment	6	0.00
Kauai County VI SPDAT v2 Individual	Coordinated Assessment	15	1.60
Maui County VI SPDAT v2 Family	Coordinated Assessment	80	0.36
Maui County VI SPDAT v2 Individual	Coordinated Assessment	50	0.76
Oahu County VI SPDAT v2 Family	Coordinated Assessment	214	2.49
Oahu County VI SPDAT v2 Individual	Coordinated Assessment	178	1.63
Oahu County VI SPDAT v2 TAY	Coordinated Assessment	8	0.50
CCH - HPO Kakaako Family Assessment Center	Emergency Shelter (ES)	19	2.37
CCH - HPO Villages of Maili Family and Individual Assessment Cen	Emergency Shelter (ES)	41	6.10
FLC - HPO Ho'olanani	Emergency Shelter (ES)	8	1.25
FPH - Windward Family Center	Emergency Shelter (ES)	2	4.00
HKIPA - Girls Shelter BCP ES	Emergency Shelter (ES)	1	2.00
HOPE - HPO East Hawaii Emergency Mens Program ES	Emergency Shelter (ES)	5	6.80
HOPE - HPO Kiheipua	Emergency Shelter (ES)	14	2.43
HOPE - HPO West Hawaii Emergency Housing Program	Emergency Shelter (ES)	7	5.00
IHS - Behavioral Health ES	Emergency Shelter (ES)	7	0.00
IHS - Hale Mauliola Program (Sand Island ES)	Emergency Shelter (ES)	24	0.00
IHS - HPO Kaa'ahi Families ES	Emergency Shelter (ES)	25	0.00
IHS - HPO Kaa'ahi Women's ES	Emergency Shelter (ES)	23	0.00
IHS - HPO Sumner Men's ES	Emergency Shelter (ES)	59	0.73
IHS - TBH Medical Respite (ES)	Emergency Shelter (ES)	17	0.00
KEO - HPO Mana'olana Emergency	Emergency Shelter (ES)	14	0.21
KHAKO - HPO Central ES	Emergency Shelter (ES)	48	0.00
KHAKO - HPO Westside ES	Emergency Shelter (ES)	38	1.84
KWO - HPO Onelau'ena Emergency Shelter	Emergency Shelter (ES)	35	2.54
SOW - Great Joy 1	Emergency Shelter (ES)	2	17.50
SOW - Great Joy 2	Emergency Shelter (ES)	1	23.00
SOW - Great Joy 3	Emergency Shelter (ES)	1	6.00
SOW - Streams of Joy 1	Emergency Shelter (ES)	1	5.00
SOW - Streams of Joy 2	Emergency Shelter (ES)	1	7.00
USVETS - BP Ewa HOPTEL	Emergency Shelter (ES)	1	9.00
USVETS - BP Hilo HOPTEL Program	Emergency Shelter (ES)	2	28.50
USVETS - BP Kauai HOPTEL Program	Emergency Shelter (ES)	1	4.00
USVETS - BP Respite Beds Barbers Point	Emergency Shelter (ES)	3	6.33
USVETS - WCC HOPTEL	Emergency Shelter (ES)	2	14.00
USVETS - WCC HPO Emergency Shelter	Emergency Shelter (ES)	46	6.59
WH - HPO Next Step Emergency Shelter	Emergency Shelter (ES)	29	5.07
ASI - HPO RRH Homeless Prevention	Homelessness Prevention	5	0.00
CCH - HPO HPP Homeless Prevention	Homelessness Prevention	43	0.95
CCH - HPO SHEG NI Homelessness Prevention	Homelessness Prevention	8	0.50
CCH - HPO SHEG Oahu Homelessness Prevention	Homelessness Prevention	15	0.33
CCH - SSVF Priority 1 Homeless Prevention	Homelessness Prevention	1	1.00
FLC - ESG Maui Homelessness Prevention	Homelessness Prevention	10	2.00
HCAP - HPO RRH Homeless Prevention	Homelessness Prevention	2	6.00
HOPE - HPO RRH Homeless Prevention	Homelessness Prevention	5	13.20
IHS - HPO HPP Homelessness Prevention	Homelessness Prevention	57	3.07
IHS - HPO RRH Homeless Prevention	Homelessness Prevention	34	1.24
MAF - HOPWA Formula STRMU	Homelessness Prevention	1	0.00
USVETS - SSVF Priority 1 Homeless Prevention	Homelessness Prevention	5	1.60
USVETS - SSVF Priority 2 Homeless Prevention	Homelessness Prevention	1	0.00
USVETS - WCC HPO RRH Homeless Prevention	Homelessness Prevention	22	0.00

Timeliness Report - April 2019 (Intakes)
Date Range: 4/1/2019 - 4/30/2019

Average Days Taken to Input Enrollments (clients enrolled during reporting period)			
Program Name	Program Type	Clients Enrolled	Avg Days to Input
CCH - City HF Increment III	PH - Permanent Supportive Housing	17	0.12
CCH - HPO Villages of Maili Bridge Housing	PH - Permanent Supportive Housing	7	3.14
FLC - HPO NI Housing First	PH - Permanent Supportive Housing	4	5.00
FLC - S+C 1	PH - Permanent Supportive Housing	1	4.00
HOPE - Hale Kikaha	PH - Permanent Supportive Housing	2	0.00
HOPE - HPO NI Housing First	PH - Permanent Supportive Housing	1	14.00
IHS - City FY15 Housing First PSH	PH - Permanent Supportive Housing	7	0.00
IHS - SPC Home At Last 2010	PH - Permanent Supportive Housing	7	18.43
IHS - SPC No Place Like Home	PH - Permanent Supportive Housing	1	0.00
SHDC - Kalaeloa (Headway House) CoC Funded (Oahu)	PH - Permanent Supportive Housing	2	1.50
SHDC - Oahu Shelter Plus Care Program	PH - Permanent Supportive Housing	7	0.14
USVETS - BP HPO Housing First PSH	PH - Permanent Supportive Housing	1	21.00
CCH - HPO HPP Rapid Re-housing	PH - Rapid Re-Housing	1	0.00
CCH - HPO SHEG NI Rapid Rehousing	PH - Rapid Re-Housing	2	1.00
CCH - HPO SHEG Oahu Rapid Re-Housing	PH - Rapid Re-Housing	2	1.00
CCH - SSVF Priority 1 Rapid Rehousing	PH - Rapid Re-Housing	11	1.55
FLC - ESG Kauai Rapid Re-housing	PH - Rapid Re-Housing	6	0.00
FLC - HPO RRH Rapid Re-Housing	PH - Rapid Re-Housing	6	1.00
GHP - ESG Rapid Re-Housing	PH - Rapid Re-Housing	3	3.67
HCAP - HPO RRH Rapid Re-Housing	PH - Rapid Re-Housing	12	2.08
HOPE - ESG Rapid Re-housing	PH - Rapid Re-Housing	3	10.00
HOPE - HPO RRH Rapid Re-Housing	PH - Rapid Re-Housing	7	1.86
HOPE - New Start	PH - Rapid Re-Housing	1	6.00
IHS - ESG Rapid Re-housing	PH - Rapid Re-Housing	12	2.83
IHS - HPO HPP Rapid Re-housing	PH - Rapid Re-Housing	7	9.00
IHS - HPO RRH Rapid Re-Housing	PH - Rapid Re-Housing	21	1.71
IHS - New Youth Rapid Re-Housing 2016 (NYRRH 2016)	PH - Rapid Re-Housing	1	0.00
SARMY - HPO FSO RRH Rapid Re-Housing	PH - Rapid Re-Housing	1	0.00
USVETS - SSVF Oahu Rapid Re-housing	PH - Rapid Re-Housing	7	1.00
USVETS - SSVF Priority 1 Rapid Re-housing	PH - Rapid Re-Housing	25	4.88
USVETS - SSVF Priority 2 Rapid Re-housing	PH - Rapid Re-Housing	2	0.00
USVETS - WCC ESG Rapid Re-Housing 2018	PH - Rapid Re-Housing	2	10.00
USVETS - WCC HPO RRH Rapid Re-Housing	PH - Rapid Re-Housing	12	2.25
KHAKO - Pu'uuhonua Drop-in Center	Services Only	1	0.00
LASH - HPO Legal Services Program	Services Only	26	0.00
MAF - HOPWA Formula Permanent Housing Placement (PHP)	Services Only	1	0.00
MHK - Punawai Rest Stop	Services Only	3	0.00
ALEA - Street Outreach Program	Street Outreach	12	10.92
FLC - HPO Maui Regions 1, 2, 3, 6 - Street Outreach	Street Outreach	69	0.86
FLC - HPO Maui Regions 4, 5 - Street Outreach	Street Outreach	27	1.89
HKIPA/WH - YO!	Street Outreach	2	0.00
HOPE - HPO Hawaii Regions 1, 8, 9, 10 - Street Outreach	Street Outreach	14	4.93
HOPE - HPO Hawaii Regions 2, 3, 4, 5, 6, 7 - Street Outreach	Street Outreach	16	2.44
HOPE - PATH Street Outreach Program	Street Outreach	2	13.00
IHS - HPO Oahu Region 2 - Street Outreach	Street Outreach	16	0.00
IHS - HPO Oahu Region 4 - Street Outreach	Street Outreach	14	0.21
KEO - HPO Kauai All Regions - Street Outreach	Street Outreach	18	1.33
KPHC - HPO Oahu Region 1 - Street Outreach	Street Outreach	3	5.00
KPHC - PATH Street Outreach Program	Street Outreach	8	4.63
KWO - HPO Oahu Region 7 - Street Outreach	Street Outreach	54	3.50
LASH - SSVF Legal Services Program	Street Outreach	1	0.00
MHK - Oahu Activity Center Homeless Outreach Program	Street Outreach	11	0.36
MHK - PATH Street Outreach Program	Street Outreach	10	0.00

Timeliness Report - April 2019 (Intakes)
Date Range: 4/1/2019 - 4/30/2019

Average Days Taken to Input Enrollments (clients enrolled during reporting period)			
Program Name	Program Type	Clients Enrolled	Avg Days to Input
USVETS - BP HPO Oahu Region 3 - Street Outreach	Street Outreach	25	2.08
USVETS - BP HPO Oahu Region 5 - Street Outreach	Street Outreach	4	1.50
WCCHC - Homeless Outreach Program	Street Outreach	26	4.19
ASI - HPO Ohana Ola O Kahumana	Transitional Housing (TH)	42	1.24
CCH - HPO Ma'ili Land Transitional Housing	Transitional Housing (TH)	3	1.00
GHP - HOPWA Gregory House (Competitive TH)	Transitional Housing (TH)	1	0.00
GHP - HPO Community Residential Program TH	Transitional Housing (TH)	1	12.00
HAP - Na Kahua Hale O Ulu Wini	Transitional Housing (TH)	1	0.00
HCAP - HPO Kumuhonua	Transitional Housing (TH)	6	2.17
HNO - HPO Weinberg Village Waimanalo	Transitional Housing (TH)	6	0.00
HSI - HPO Kulaokahua Apts (TH for the Elderly)	Transitional Housing (TH)	1	0.00
HSI - HPO Na Kolea Rooming House	Transitional Housing (TH)	5	0.00
KEO - HPO Mana'olana Transitional Housing	Transitional Housing (TH)	4	3.75
KEO - Kome Transitional Housing Program	Transitional Housing (TH)	6	5.00
KHAKO - HPO Central TH	Transitional Housing (TH)	4	0.00
KHAKO - HPO Westside TH	Transitional Housing (TH)	10	1.50
KWO - HPO Onemalu Transitional Housing	Transitional Housing (TH)	4	0.25
USVETS - BP HPO GPD Bridge Housing	Transitional Housing (TH)	2	0.00
USVETS - BP HPO GPD Clinical Treatment	Transitional Housing (TH)	1	2.00
USVETS - BP HPO GPD Low Demand	Transitional Housing (TH)	5	0.60
USVETS - WCC SITH	Transitional Housing (TH)	1	11.00
WIN - HPO Bridge To Success Halawa TH	Transitional Housing (TH)	2	0.00
WIN - HPO Bridge To Success Kauai TH	Transitional Housing (TH)	1	0.00
WIN - HPO Family House Aiea TH	Transitional Housing (TH)	1	0.00
Aggregates		2006	2.26

Timeliness Report - April 2019 (Exits)

Date Range: 4/1/2019 - 4/30/2019

Average Days Taken to Exit Enrollments (clients exited during reporting period)			
Program Name	Program Type	Total Exited Clients	Avg Days to Exit
Hawaii County VI SPDAT v2 Family	Coordinated Assessment	19	2.68
Hawaii County VI SPDAT v2 Individual	Coordinated Assessment	20	2.85
Kauai County VI SPDAT v2 Family	Coordinated Assessment	8	16.00
Kauai County VI SPDAT v2 Individual	Coordinated Assessment	7	4.86
Maui County VI SPDAT v2 Family	Coordinated Assessment	31	2.19
Maui County VI SPDAT v2 Individual	Coordinated Assessment	45	2.51
Maui County VI SPDAT v2 TAY	Coordinated Assessment	2	1.00
Oahu County VI SPDAT v2 Family	Coordinated Assessment	45	0.82
Oahu County VI SPDAT v2 Individual	Coordinated Assessment	23	1.35
CCH - HPO Kakaako Family Assessment Center	Emergency Shelter (ES)	16	2.44
FLC - HPO Ho'olanani	Emergency Shelter (ES)	2	3.50
FPH - Honolulu Family Center	Emergency Shelter (ES)	4	0.00
FPH - Windward Family Center	Emergency Shelter (ES)	4	0.00
HOPE - HPO East Hawaii Emergency Mens Program ES	Emergency Shelter (ES)	6	3.67
HOPE - HPO Kihei	Emergency Shelter (ES)	8	3.25
HOPE - HPO West Hawaii Emergency Housing Program	Emergency Shelter (ES)	8	2.50
IHS - Behavioral Health ES	Emergency Shelter (ES)	8	0.63
IHS - Hale Mauliola Program (Sand Island ES)	Emergency Shelter (ES)	25	0.08
IHS - HPO Kaa'ahi Families ES	Emergency Shelter (ES)	30	0.00
IHS - HPO Kaa'ahi Women's ES	Emergency Shelter (ES)	28	0.04
IHS - HPO Sumner Men's ES	Emergency Shelter (ES)	40	5.95
IHS - TBH Medical Respite (ES)	Emergency Shelter (ES)	14	0.57
KEO - HPO Mana'olana Emergency	Emergency Shelter (ES)	19	0.11
KHAKO - HPO Central ES	Emergency Shelter (ES)	49	7.37
KHAKO - HPO Westside ES	Emergency Shelter (ES)	31	3.23
KWO - HPO Onelau'ena Emergency Shelter	Emergency Shelter (ES)	36	2.56
SOW - Great Joy 1	Emergency Shelter (ES)	1	0.00
SOW - Great Joy 4	Emergency Shelter (ES)	1	14.00
SOW - Streams of Joy 2	Emergency Shelter (ES)	3	3.67
USVETS - BP Ewa HOPTEL	Emergency Shelter (ES)	1	1.00
USVETS - BP Hilo HOPTEL Program	Emergency Shelter (ES)	2	5.50
USVETS - BP Kauai HOPTEL Program	Emergency Shelter (ES)	2	1.50
USVETS - BP Pearl City Seniors HOPTEL	Emergency Shelter (ES)	1	23.00
USVETS - BP Respite Beds Barbers Point	Emergency Shelter (ES)	1	9.00
USVETS - WCC HPO Emergency Shelter	Emergency Shelter (ES)	49	2.73
WH - HPO Next Step Emergency Shelter	Emergency Shelter (ES)	31	1.84
CCH - HPO HPP Homeless Prevention	Homelessness Prevention	61	0.54
CCH - HPO SHEG NI Homelessness Prevention	Homelessness Prevention	4	0.00
CCH - HPO SHEG Oahu Homelessness Prevention	Homelessness Prevention	25	0.00
CCH - SSVF Priority 1 Homeless Prevention	Homelessness Prevention	4	4.50
FLC - ESG Kauai Homelessness Prevention	Homelessness Prevention	3	0.00
FLC - HPO HPP Maui Homelessness Prevention	Homelessness Prevention	9	0.00
HOPE - ESG Homelessness Prevention	Homelessness Prevention	1	7.00
IHS - HPO HPP Homelessness Prevention	Homelessness Prevention	33	0.00
IHS - HPO RRH Homeless Prevention	Homelessness Prevention	2	0.00
MAF - HOPWA Formula STRMU	Homelessness Prevention	1	0.00
SARMY - HPO FSO RRH Homeless Prevention	Homelessness Prevention	6	0.00
USVETS - SSVF Priority 1 Homeless Prevention	Homelessness Prevention	4	10.25

Timeliness Report - April 2019 (Exits)

Date Range: 4/1/2019 - 4/30/2019

Average Days Taken to Exit Enrollments (clients exited during reporting period)			
Program Name	Program Type	Total Exited Clients	Avg Days to Exit
CCH - City HF Increment III	PH - Permanent Supportive Housing	1	0.00
CCH - HPO Villages of Maui Bridge Housing	PH - Permanent Supportive Housing	5	13.00
HIHR - PSH 1	PH - Permanent Supportive Housing	2	0.50
HIHR - PSH 3	PH - Permanent Supportive Housing	2	0.50
HIHR - PSH 4	PH - Permanent Supportive Housing	1	0.00
HOPE - HPO NI Housing First	PH - Permanent Supportive Housing	1	13.00
HOPE - Kukui S+C Program	PH - Permanent Supportive Housing	1	7.00
IHS - City FY15 Housing First PSH	PH - Permanent Supportive Housing	5	0.00
IHS - SPC Home At Last 2010	PH - Permanent Supportive Housing	2	0.00
IHS - SPC Home Sweet Home II	PH - Permanent Supportive Housing	2	0.00
SHDC - Ekolu Group Homes Kaukama (Oahu)	PH - Permanent Supportive Housing	1	1.00
SHDC - Kalaeloa (Headway House) CoC Funded (Oahu)	PH - Permanent Supportive Housing	1	4.00
SHDC - Kaulana CoC Funded (Maui)	PH - Permanent Supportive Housing	1	2.00
SHDC - Oahu Shelter Plus Care Program	PH - Permanent Supportive Housing	9	0.11
USVETS - BP HPO Housing First PSH	PH - Permanent Supportive Housing	1	6.00
USVETS - BP Permanent Supportive Housing CoC	PH - Permanent Supportive Housing	1	8.00
CCH - HPO HPP Rapid Re-housing	PH - Rapid Re-Housing	19	0.00
CCH - SSVF Priority 1 Rapid Rehousing	PH - Rapid Re-Housing	4	1.75
FLC - ESG Kauai Rapid Re-housing	PH - Rapid Re-Housing	6	0.00
FLC - ESG Maui Rapid Re-housing	PH - Rapid Re-Housing	8	0.00
FLC - HPO HPP Maui Rapid Re-housing	PH - Rapid Re-Housing	6	0.50
FLC - HPO RRH Rapid Re-Housing	PH - Rapid Re-Housing	11	1.64
HCAP - HPO RRH Rapid Re-Housing	PH - Rapid Re-Housing	2	0.00
HOPE - ESG Rapid Re-housing	PH - Rapid Re-Housing	2	9.00
HOPE - HPO HPP Rapid Re-housing	PH - Rapid Re-Housing	43	3.49
IHS - ESG Rapid Re-housing	PH - Rapid Re-Housing	4	15.50
IHS - HPO HPP Rapid Re-housing	PH - Rapid Re-Housing	28	0.00
IHS - HPO RRH Rapid Re-Housing	PH - Rapid Re-Housing	2	0.00
SARMY - HPO FSO RRH Rapid Re-Housing	PH - Rapid Re-Housing	5	0.00
USVETS - SSVF Priority 1 Rapid Re-housing	PH - Rapid Re-Housing	17	5.47
USVETS - WCC ESG Rapid Re-Housing 2018	PH - Rapid Re-Housing	34	12.44
USVETS - WCC HPO RRH Rapid Re-Housing	PH - Rapid Re-Housing	12	10.18
LASH - HPO Legal Services Program	Services Only	48	0.00
MAF - HOPWA Formula Permanent Housing Placement (PHP)	Services Only	1	0.00
ALEA - Street Outreach Program	Street Outreach	22	3.09
FLC - HPO Maui Regions 1, 2, 3, 6 - Street Outreach	Street Outreach	38	0.37
FLC - HPO Maui Regions 4, 5 - Street Outreach	Street Outreach	13	1.15
HOPE - HPO Hawaii Regions 1, 8, 9, 10 - Street Outreach	Street Outreach	3	0.00
HOPE - HPO Hawaii Regions 2, 3, 4, 5, 6, 7 - Street Outreach	Street Outreach	10	1.70
HOPE - PATH Street Outreach Program	Street Outreach	1	6.00
IHS - HPO Oahu Region 1 - Street Outreach	Street Outreach	21	0.00
IHS - HPO Oahu Region 2 - Street Outreach	Street Outreach	52	0.83
KEO - HPO Kauai All Regions - Street Outreach	Street Outreach	27	2.52
KPHC - HPO Oahu Region 1 - Street Outreach	Street Outreach	4	0.00
KPHC - HPO Oahu Region 6 - Street Outreach	Street Outreach	1	0.00
KPHC - PATH Street Outreach Program	Street Outreach	1	0.00
KWO - HPO Oahu Region 7 - Street Outreach	Street Outreach	44	2.77
LASH - SSVF Legal Services Program	Street Outreach	2	0.00
MHK - Oahu Activity Center Homeless Outreach Program	Street Outreach	6	0.00

Timeliness Report - April 2019 (Exits)

Date Range: 4/1/2019 - 4/30/2019

Average Days Taken to Exit Enrollments (clients exited during reporting period)			
Program Name	Program Type	Total Exited Clients	Avg Days to Exit
USVETS - BP HPO Oahu Region 3 - Street Outreach	Street Outreach	19	0.00
USVETS - BP HPO Oahu Region 5 - Street Outreach	Street Outreach	27	0.74
WCCHC - Homeless Outreach Program	Street Outreach	53	0.15
ASI - HPO Ohana Ola O Kahumana	Transitional Housing (TH)	34	1.21
CCH - HPO Ma'ili Land Transitional Housing	Transitional Housing (TH)	2	0.00
GHP - HPO Community Residential Program TH	Transitional Housing (TH)	2	23.00
HCAP - HPO Kumuhonua	Transitional Housing (TH)	5	1.20
HNO - HPO Weinberg Village Waimanalo	Transitional Housing (TH)	11	5.45
HOPE - Kuleana House	Transitional Housing (TH)	5	5.00
HSI - HPO Kulaokahua Apts (TH for the Elderly)	Transitional Housing (TH)	1	0.00
HSI - HPO Na Kolea Rooming House	Transitional Housing (TH)	2	1.00
KEO - HPO Mana'olana Transitional Housing	Transitional Housing (TH)	3	5.00
KHAKEO - HPO Central TH	Transitional Housing (TH)	15	4.47
KHAKEO - HPO Westside TH	Transitional Housing (TH)	2	2.00
KWO - HPO Onemalu Transitional Housing	Transitional Housing (TH)	4	0.00
USVETS - BP HPO GPD Bridge Housing	Transitional Housing (TH)	7	8.29
USVETS - BP HPO GPD Clinical Treatment	Transitional Housing (TH)	1	3.00
USVETS - BP HPO GPD Low Demand	Transitional Housing (TH)	7	11.43
USVETS - BP SITH	Transitional Housing (TH)	1	13.00
USVETS - WCC SITH	Transitional Housing (TH)	2	8.50
WIN - HPO Bridge To Success Halawa TH	Transitional Housing (TH)	3	2.67
WIN - HPO Bridge To Success Kauai TH	Transitional Housing (TH)	1	6.00
WIN - HPO Family House Aiea TH	Transitional Housing (TH)	5	2.00
Aggregates		1518	2.40