

From: Carlos Peraro, CPC  
To: Harold Brackeen, State of Hawaii, Homeless Programs Administrator  
Brandee Menino, BTG Chair; Laura Thielen, PIC  
Date: May 17, 2019  
Re: May 2019 HMIS Monitoring Reports

---

Attached for your review and dissemination to Continuum agencies is the May 2019 HMIS monitoring report. Below are brief highlights from the attached reports.

- 1) End of month, May 2019 Census summary by Continuum and Statewide (pp. 2-8)
  - The Statewide census for emergency and transitional programs increased slightly in May 2019 (2,596), compared to April 2019 (2,564), with an increase in transitional programs for both Oahu and Neighbor Islands, an increase in emergency programs for Oahu, but a decrease in emergency programs for neighbor islands.
  - The total “vacant beds” compared to the HIC bed capacity was 580 (ES and TH) and 614 (PSH). This is an increase compared to last month. HIC openings can also vary depending on differences in household size.
  - 45 programs on Oahu and 27 programs on the Neighbor Islands had utilization rates of less than 85% or greater than 110%. These programs are marked in red.
  - Statewide active outreach clients totaled 1,136 (729 on Oahu and 407 on the Neighbor Islands).
- 2) Consent report for May 2019 (pp. 9-19)
  - VI-SPDAT Assessments: Consent to share data rates for Neighbor Islands and Oahu programs were 95% and 93% respectively; (April’s rates: 100% and 93% respectively). (bottom page 9)
  - By Name List: Consent to share data rates as of the 6/02/19, BNL cut was 97% statewide – one percentage point increase from the April 2019 report. May rates included: Oahu Families (89%) and Singles (99%). Neighbor Island family and singles rates ranged from 85% (Kauai Families) to 100% (Maui Singles). (page 10).
  - For adult program intakes entered in May 2019 (n=980), the statewide consent to share was 96%, one percentage point increase from April 2019 report, and a sustained improvement from August 2017 (55%).
  - Five programs (pp. 11-14) had consent rates below 80% (May Intakes) - highlighted in RED.
- 3) Length of Stay by Agency and Program for clients exiting during May 2019 (pp. 20-23)
  - The average LOS over all programs was 175 days (representing 1,226 exits), a slight decrease compared to April 2019 (178 days). If the 48 permanent supportive housing programs exits are omitted, the average LOS was 142 days.
  - Overall, emergency shelter and outreach programs’ LOS were the shortest (104 and 107 days). PSH and Transitional Housing LOS were the longest (1,000 and 247 days).
  - By County, Oahu (195 days) and Hawaii (200 days) averaged the longest LOS, followed by Kauai (98 days) and Maui (96 days). Of note is that the average includes PH projects, which heavily skew this statistic.
  - Emergency Shelter LOS ranged from 85 days on Kauai to 102 days on Oahu. In April, ES LOS ranged from 74 days (Hawaii) to 133 days (Oahu).
- 4) Timeliness (entries and exits) during May 2019 (pp. 24-29)
  - Intake Timeliness was 2.61 average days, a slight increase compared to 2.26 average days in April.
  - 39 programs (highlighted in RED) averaged more than 3 days to enter intakes.
  - Exit timeliness decreased to 1.75 average days compared to 2.40 days in April.
  - 30 programs (highlighted in RED) averaged more than 3 days to enter exits.

**HMIS Census Report - May 2019**  
**Oahu and Neighbor Islands - HIC Facilities**

**Summary of Monthly HMIS Shelter Census Counts**

June 2018 - May 2019

Highlights indicate that corrections were made .  
 Errors were found in the January reports.

**HI-501 Oahu Census Summary**

	Emerg	Trans	Total HUD Homeless	HIC Openings	PH	HIC Openings	Veterans ES/TH
June 30, 2018	1133	1236	2369	385	1100	167	246
July 31, 2018	1109	1199	2308	322	1088	123	227
August 31, 2018	1165	1117	2282	369	1100	238	234
September 30, 2018	1143	995	2138	242	1107	236	233
October 31, 2018	1009	785	1794	435	1102	224	158
November 30, 2018	981	801	1782	439	1100	226	162
December 31, 2018	1000	820	1820	402	1117	209	169
January 31, 2019	903	835	1738	492	1110	220	163
February 28, 2019	956	859	1815	442	1108	225	178
March 31, 2019	1048	862	1910	454	1096	310	179
April 30, 2019	1101	849	1950	424	1104	384	165
May 31, 2019	1158	867	2025	382	1090	397	174

**HI-500 Balance of State Census Summary**

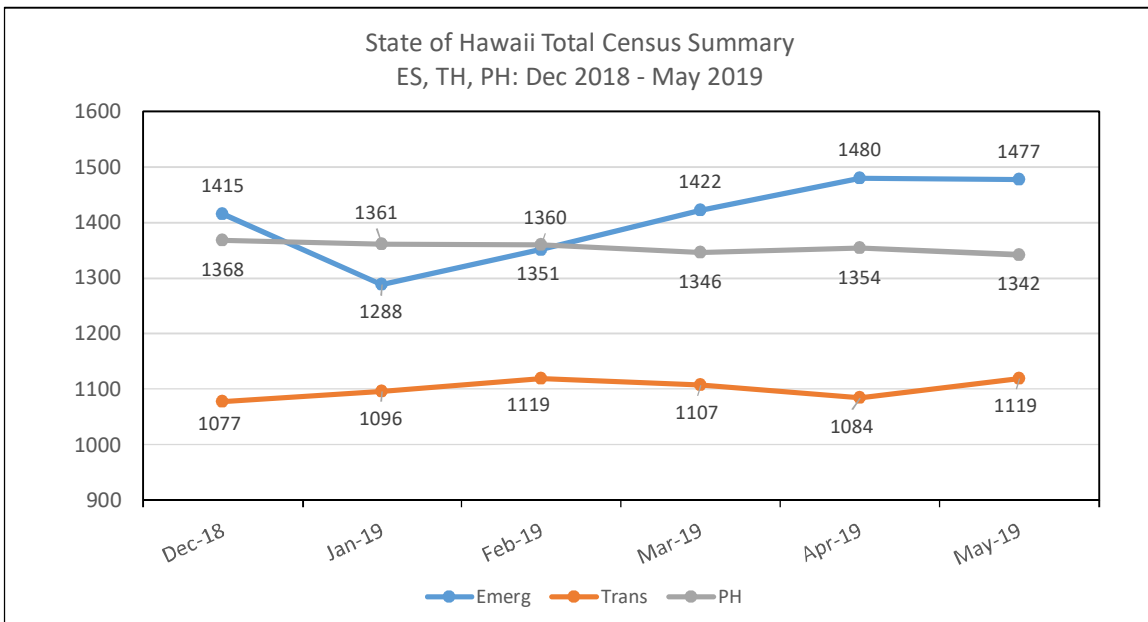
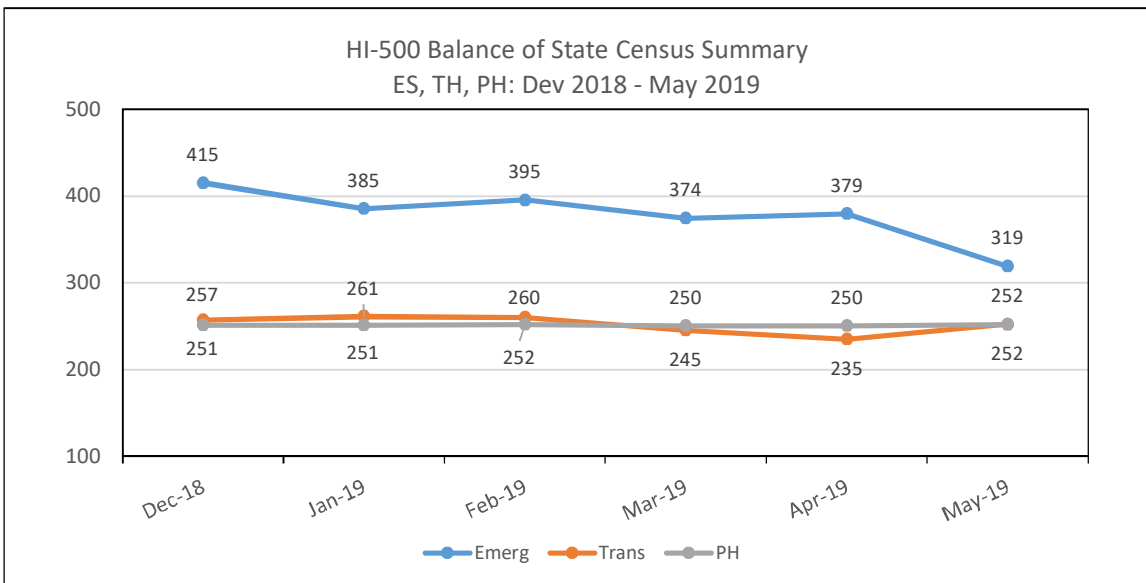
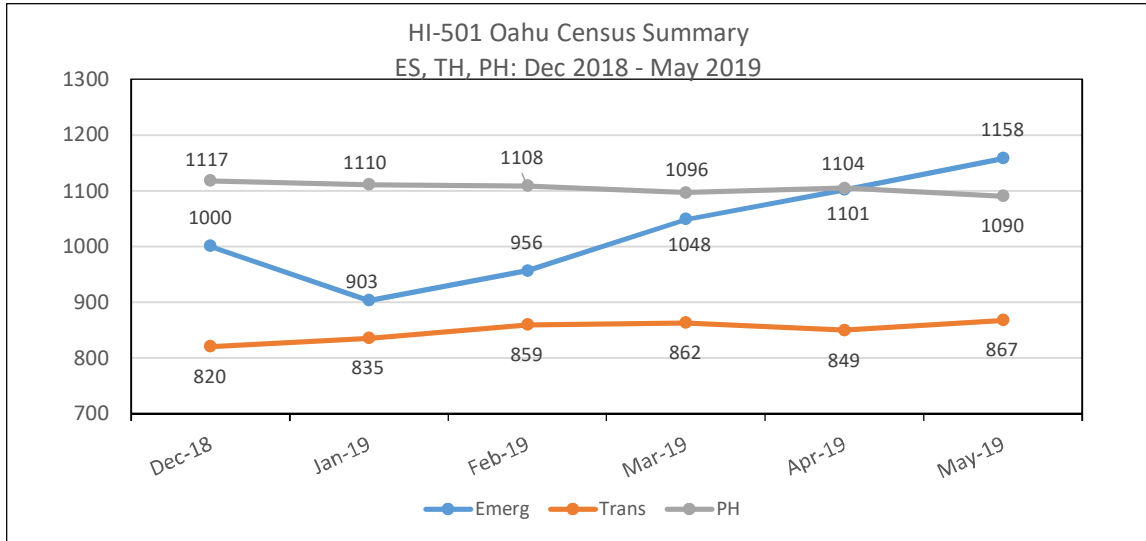
	Emerg	Trans	Total HUD Homeless	HIC Openings	PH	HIC Openings	Veterans ES/TH
June 30, 2018	572	199	771	77	331	119	32
July 31, 2018	535	203	738	99	333	117	30
August 31, 2018	557	186	743	105	335	113	26
September 30, 2018	547	188	735	101	327	121	28
October 31, 2018	423	201	624	131	266	180	26
November 30, 2018	441	260	701	75	260	188	24
December 31, 2018	415	257	672	89	251	199	21
January 31, 2019	385	261	646	100	251	202	23
February 28, 2019	395	260	655	96	252	170	28
March 31, 2019	374	245	619	128	250	172	25
April 30, 2019	379	235	614	126	250	195	22
May 31, 2019	319	252	571	198	252	217	25

**State of Hawaii Total Census Summary**

	Emerg	Trans	Total HUD Homeless	HIC Openings	PH	HIC Openings	Veterans ES/TH
June 30, 2018	1705	1435	3140	462	1431	286	278
July 31, 2018	1644	1402	3046	421	1421	240	257
August 31, 2018	1722	1303	3025	474	1435	351	260
September 30, 2018	1690	1183	2873	343	1434	357	261
October 31, 2018	1432	986	2418	566	1368	404	184
November 30, 2018	1422	1061	2483	514	1360	414	186
December 31, 2018	1415	1077	2492	491	1368	408	190
January 31, 2019	1288	1096	2384	592	1361	422	186
February 28, 2019	1351	1119	2470	538	1360	395	206
March 31, 2019	1422	1107	2529	582	1346	482	204
April 30, 2019	1480	1084	2564	550	1354	579	187
May 31, 2019	1477	1119	2596	580	1342	614	199

## HMIS Census Report - May 2019 Oahu and Neighbor Islands - HIC Facilities

### Summary of Monthly HMIS Shelter Census Counts



**HMIS Census Report - May 2019**  
**Oahu and Neighbor Islands - HIC Facilities**

Proj. Type	Organization Name	Project Name	HIC Beds	Census on 5/31/19	% HIC Beds	Technical Openings	Veterans
ES	Child and Family Service	CFS - Honolulu Shelter	49	SP	NR	NR	SP
ES	Child and Family Service	CFS - Leeward Shelter	27	SP	NR	NR	SP
ES	Catholic Charities Hawaii	CCH - HPO Kakaako Family Assessment Center	50	36	72%	14	0
ES	Catholic Charities Hawaii	CCH - HPO Villages of Maili Family and Individual Assessment Ce	120	81	68%	39	0
ES	Family Promise of Hawaii	FPH - Honolulu Family Center	14	19	136%	0	0
ES	Family Promise of Hawaii	FPH - Windward Family Center	14	9	64%	5	0
ES	Hale Kipa Inc.	HKIPA - Boys Shelter BCP ES	8	1	13%	7	0
ES	Hale Kipa Inc.	HKIPA - Girls Shelter BCP ES	8	5	63%	3	0
ES	IHS Institute for Human Services	IHS - Behavioral Health ES	10	10	100%	0	2
ES	IHS Institute for Human Services	IHS - Hale Mauliola Program (Sand Island ES)	85	102	120%	0	5
ES	IHS Institute for Human Services	IHS - HPO Kaa'ahi Families ES	100	77	77%	23	0
ES	IHS Institute for Human Services	IHS - HPO Kaa'ahi Women's ES	68	71	104%	0	2
ES	IHS Institute for Human Services	IHS - HPO Sumner Men's ES	166	176	106%	0	27
ES	IHS Institute for Human Services	IHS - TBH Medical Respite (ES)	16	24	150%	0	2
ES	Kealahou West Oahu	KWO - HPO Onelau'ena Emergency Shelter	244	188	77%	56	6
ES	Residential Youth Services & Empowerme	RYSE	12	10	83%	2	0
ES	Parents and Children Together	PACT - Ohia Shelter	21	SP	NR	NR	SP
ES	Shelter of Wisdom	SOW - Great Joy 1	8	4	50%	4	0
ES	Shelter of Wisdom	SOW - Great Joy 2	9	8	89%	1	2
ES	Shelter of Wisdom	SOW - Great Joy 3	10	7	70%	3	0
ES	Shelter of Wisdom	SOW - Great Joy 4	6	6	100%	0	0
ES	Shelter of Wisdom	SOW - Hearts of Joy 2	13	13	100%	0	0
ES	Shelter of Wisdom	SOW - Streams of Joy 1	6	4	67%	2	0
ES	Shelter of Wisdom	SOW - Streams of Joy 2	10	14	140%	0	1
ES	U.S. Veterans Initiative	USVETS - BP Ewa HOPTEL	5	3	60%	2	3
ES	U.S. Veterans Initiative	USVETS - BP Pearl City HOPTEL	5	1	20%	4	1
ES	U.S. Veterans Initiative	USVETS - BP Pearl City Seniors HOPTEL	5	5	100%	0	5
ES	U.S. Veterans Initiative	USVETS - BP Respite Beds Barbers Point	10	8	80%	2	8
ES	U.S. Veterans Initiative	USVETS - WCC HOPTEL	5	4	80%	1	4
ES	U.S. Veterans Initiative	USVETS - WCC HPO Emergency Shelter	191	157	82%	34	7
ES	Waikiki Health Center	WH - HPO Next Step Emergency Shelter	135	115	85%	20	5
ES	Windward Spouse Abuse Shelter	WSAS - Hale Ola	18	SP	NR	NR	NR
	<b>Subtotal Emergency Shelter</b>		<b>1333</b>	<b>1158</b>	<b>87%</b>	<b>222</b>	<b>80</b>
TH	Alternative Structures Int't	ASI - Ohana Ola O Kahumana	222	251	113%	0	0
TH	Catholic Charities Hawaii	CCH - HPO Ma'ili Land Transitional Housing	54	46	85%	8	0
TH	Child and Family Service	CFS - Transitional Apartments (Honolulu and Leeward)	46	NR	NR	NR	NR
TH	Gregory House Programs	GHP - HOPWA Gregory House (Competitive TH)	15	11	73%	4	0
TH	Gregory House Programs	GHP - HPO Community Residential Program TH	11	10	91%	1	2
TH	Honolulu Community Action Prog	HCAP - HPO Kumuhonua	68	62	91%	6	2
TH	Hale Kipa Inc.	HKIPA - HPO Maka'aloa Men's TLP	4	3	75%	1	0
TH	Ho'omau Ke Ola	HKO - Lahilahi	10	6	60%	4	0
TH	Holomua Na 'Ohana	HNO - HPO Weinberg Village Waimanalo	125	96	77%	29	0
TH	Housing Solutions Inc.	HSI - HPO Kulaokahua Apts (TH for the Elderly)	31	29	94%	2	3
TH	Housing Solutions Inc.	HSI - HPO Na Kolea Rooming House	64	63	98%	1	3
TH	Kealahou West Oahu	KWO - HPO Onemalu Transitional Housing	190	152	80%	38	2
TH	Parents and Children Together	PACT - Lehua	8	NR	NR	NR	NR
TH	The Salvation Army	SARMY - FSO Pathway of Hope Transitional Housing	24	8	33%	16	0
TH	The Salvation Army ATS	SARMY - Ka Ohu Hou O Manoa FTS	30	18	60%	12	0
TH	Steadfast Housing Dev Corp	SHDC - HPO Hale Ulu Pono TH	10	4	40%	6	1
TH	U.S. Veterans Initiative	USVETS - BP HPO GPD Bridge Housing	36	29	81%	7	3
TH	U.S. Veterans Initiative	USVETS - BP HPO GPD Clinical Treatment	12	12	100%	0	29
TH	U.S. Veterans Initiative	USVETS - BP HPO GPD Low Demand	35	30	86%	5	12
TH	U.S. Veterans Initiative	USVETS - BP SITH	3	3	100%	0	30
TH	U.S. Veterans Initiative	USVETS - WCC SITH	5	7	140%	0	7
TH	Windward Spouse Abuse Shelter	WSAS - Imua	1	NR	NR	NR	NR
TH	Women in Need	WIN - Bridge To Success Halawa TH	27	16	59%	11	0
TH	Women in Need	WIN - Family House Aiea TH	20	11	55%	9	0
	<b>Subtotal Transitional Housing</b>		<b>1000</b>	<b>867</b>	<b>87%</b>	<b>160</b>	<b>94</b>
PSH	Alternative Structures Int't	ASI - Leeward CoC PSH	54	53	98%	1	0
PSH	Catholic Charities Hawaii	CCH - City HF Increment III	130	69	53%	61	5
PSH	Catholic Charities Hawaii	CCH - HPO Villages of Maili Bridge Housing	75	4	5%	71	1
PSH	Gregory House Programs	GHP - HOPWA Formula - PSH TBRA	33	26	79%	7	6
PSH	Gregory House Programs	GHP - HOPWA SPNS - Competitive PSH TBRA	48	39	81%	9	3
PSH	IHS Institute for Human Services	IHS - City FY15 Housing First PSH	177	140	79%	37	3
PSH	IHS Institute for Human Services	IHS - New PSH 2013 (CoC Funded)	34	17	50%	17	0
PSH	IHS Institute for Human Services	IHS - SPC Home At Last 2010	94	94	100%	0	13
PSH	IHS Institute for Human Services	IHS - SPC Home Sweet Home II	18	12	67%	6	0

**HMIS Census Report - May 2019  
Oahu and Neighbor Islands - HIC Facilities**

Proj. Type	Organization Name	Project Name	HIC Beds	Census on 5/31/19	% HIC Beds	Technical Openings	Veterans
PSH	IHS Institute for Human Services	IHS - SPC No Place Like Home	18	11	61%	7	1
PSH	Kalihi-Palama Health Center	KPHC - New Beginnings S+C Program	181	161	89%	20	8
PSH	Mental Health Kokua	MHK - Safe Haven Permanent Supportive Housing	25	22	88%	3	2
PSH	Steadfast Housing Dev Corp	SHDC - Ekolu Group Homes Ahukini (Oahu)	5	4	80%	1	0
PSH	Steadfast Housing Dev Corp	SHDC - Ekolu Group Homes Kaukama (Oahu)	5	3	60%	2	0
PSH	Steadfast Housing Dev Corp	SHDC - Ekolu Group Homes Komo Mai (Oahu)	5	4	80%	1	0
PSH	Steadfast Housing Dev Corp	SHDC - Kalaeloa (Headway House) CoC Funded (Oahu)	40	28	70%	12	2
PSH	Steadfast Housing Dev Corp	SHDC - Oahu Shelter Plus Care Program	152	146	96%	6	5
PSH	U.S. Veterans Initiative	USVETS - BP HPO Housing First PSH	95	95	100%	0	24
PSH	U.S. Veterans Initiative	USVETS - BP Leeward PSH	116	21	18%	95	1
PSH	U.S. Veterans Initiative	USVETS - BP Permanent Supportive Housing CoC	30	10	33%	20	10
PSH	U.S. Veterans Initiative	USVETS - BP PH2 CHAMPS VET FAMILIES	30	29	97%	1	16
PSH	U.S. Veterans Initiative	USVETS - WCC Housing First Increment II (City)	122	102	84%	20	7
	<b>Subtotal Permanent Housing</b>		<b>1487</b>	<b>1090</b>	<b>73%</b>	<b>397</b>	<b>107</b>
RRH	ALEA Bridge	ALEA - ESG Rapid Rehousing	NA	5	NA	NA	0
RRH	Alternative Structures Int't	ASI - ESG Rapid Re-Housing	NA	31	NA	NA	0
RRH	Alternative Structures Int't	ASI - HPO RRH Rapid ReHousing	NA	61	NA	NA	0
RRH	Catholic Charities Hawaii	CCH - HPO HPP Rapid Re-housing	NA	67	NA	NA	1
RRH	Catholic Charities Hawaii	CCH - HPO SHEG Oahu Rapid Re-Housing	NA	29	NA	NA	1
RRH	Catholic Charities Hawaii	CCH - SSVF Priority 1 Rapid Rehousing	NA	17	NA	NA	15
RRH	Gregory House Programs	GHP - ESG Rapid Re-Housing	NA	17	NA	NA	0
RRH	Honolulu Community Action Prog	HCAP - HPO RRH Rapid Re-Housing	NA	70	NA	NA	4
RRH	IHS Institute for Human Services	IHS - ESG Rapid Re-housing	NA	131	NA	NA	2
RRH	IHS Institute for Human Services	IHS - HOMES Clean & Sober	NA	25	NA	NA	2
RRH	IHS Institute for Human Services	IHS - HPO HPP Rapid Re-housing	NA	103	NA	NA	1
RRH	IHS Institute for Human Services	IHS - HPO RRH Rapid Re-Housing	NA	62	NA	NA	1
RRH	IHS Institute for Human Services	IHS - New Youth Rapid Re-Housing 2016 (NYRRH 2016)	NA	33	NA	NA	2
RRH	Kalihi-Palama Health Center	KPHC - ESG Rapid Re-housing	NA	48	NA	NA	3
RRH	The Salvation Army	SARMY - HPO FSO RRH Rapid Re-Housing	NA	90	NA	NA	0
RRH	U.S. Veterans Initiative	USVETS - SSVF Oahu Rapid Re-housing	NA	6	NA	NA	4
RRH	U.S. Veterans Initiative	USVETS - SSVF Priority 1 Rapid Re-housing	NA	114	NA	NA	94
RRH	U.S. Veterans Initiative	USVETS - WCC ESG Rapid Re-Housing 2017	NA	1	NA	NA	0
RRH	U.S. Veterans Initiative	USVETS - WCC ESG Rapid Re-Housing 2018	NA	28	NA	NA	1
RRH	U.S. Veterans Initiative	USVETS - WCC HPO RRH Rapid Re-Housing	NA	69	NA	NA	0
RRH	Waikiki Health	WH - HUD Youth Rapid Re-housing	NA	1	NA	NA	0
	<b>Subtotal Rapid ReHousing</b>			<b>1008</b>	<b>NA</b>	<b>NA</b>	<b>131</b>
	<b>Total Emergency+Transitional</b>		<b>2,333</b>	<b>2,025</b>	<b>87%</b>	<b>382</b>	<b>174</b>
	<b>Total Permanent</b>		<b>1,487</b>	<b>1,090</b>	<b>73%</b>	<b>397</b>	<b>107</b>
	<b>TOTAL</b>		<b>3,820</b>	<b>3,115</b>	<b>82%</b>	<b>779</b>	<b>281</b>

**HMIS Census Report - May 2019**  
**Oahu and Neighbor Islands - HIC Facilities**

Project Type	Organization Name	Project Name	HIC Beds	Census on 5/31/19	%HIC Beds	Technical Openings	Veterans
ES	Child and Family Service	CFS - Hale Ohana	16	SP	NR	NR	NR
ES	Child and Family Service	CFS - West Hawaii Domestic Abuse Shelter	10	SP	NR	NR	NR
ES	Family Life Center	FLC - HPO Ho'olanani	18	17	94%	1	0
ES	HOPE Services Hawaii	HOPE - HPO East Hawaii Emergency Mens Program ES	16	12	75%	4	2
ES	HOPE Services Hawaii	HOPE - HPO Kiheipua	44	26	59%	18	0
ES	HOPE Services Hawaii	HOPE - HPO West Hawaii Emergency Housing Program	31	18	58%	13	2
ES	Kauai Economic Opportunity	KEO - HPO Mana'olana Emergency	38	23	61%	15	0
ES	KHAKO, INC	KHAKO - HPO Central ES	165	126	76%	39	3
ES	KHAKO, INC	KHAKO - HPO Westside ES	112	89	79%	23	10
ES	USVETS	NPP - HPO Family Assessment Center at Hale Iki	30	2	7%	28	1
ES	USVETS	USVETS - BP Hilo HOPTEL Program	5	4	80%	1	4
ES	USVETS	USVETS - BP Kauai HOPTEL Program	5	2	40%	3	2
ES	Women Helping Women	WHW - Hale Lokomaikai	17	SP	NR	NR	NR
ES	YWCA of Kauai	YWCA - Family Violence Shelter	18	SP	NR	NR	NR
	<b>Subtotal Emergency Shelters</b>		<b>464</b>	<b>319</b>	<b>69%</b>	<b>142</b>	<b>22</b>
TH	Child and Family Service	CFS - Hale Kahua Pa'a	10	NR	NR	NR	NR
TH	Hawaii Affordable Properties, Inc.	HAP - Na Kahua Hale O Ulu Wini	80	85	106%	0	0
TH	Hawaii Island Home for Recovery, Inc.	HIHR - HPO Transitional Housing	16	15	94%	1	1
TH	HOPE Services Hawaii	HOPE - Kuleana House	6	0	0%	6	0
TH	HOPE Services Hawaii	HOPE - Wilder House	8	3	38%	5	0
TH	Kauai Economic Opportunity	KEO - HPO Komohana Group Home TH	6	3	50%	3	1
TH	Kauai Economic Opportunity	KEO - HPO Mana'olana Transitional Housing	24	15	63%	9	0
TH	Kauai Economic Opportunity	KEO - Kome Transitional Housing Program	7	6	86%	1	0
TH	Kauai Economic Opportunity	KEO - Lawehana Transitional Housing Program	9	9	100%	0	0
TH	KHAKO, INC	KHAKO - HPO Central TH	64	47	73%	17	0
TH	KHAKO, INC	KHAKO - HPO Westside TH	56	68	121%	0	1
TH	Women In Need	WIN - HPO Bridge To Success Halawa TH	15	1	7%	14	0
	<b>Subtotal Transitional Housing</b>		<b>291</b>	<b>252</b>	<b>87%</b>	<b>56</b>	<b>3</b>
PSH	Catholic Charities Hawaii	CCH - HPO NI Housing First (Kauai)	14	12	86%	2	0
PSH	Family Life Center	FLC - HPO NI Housing First	45	45	100%	0	4
PSH	Family Life Center	FLC - S+C 1	8	8	100%	0	0
PSH	Family Life Center	FLC - S+C 2	30	24	80%	6	3
PSH	Family Life Center	FLC - S+C 3	20	15	75%	5	1
PSH	Hawaii Island Home for Recovery, Inc.	HIHR - PSH 1	16	12	75%	4	0
PSH	Hawaii Island Home for Recovery, Inc.	HIHR - PSH 2	3	2	67%	1	0
PSH	Hawaii Island Home for Recovery, Inc.	HIHR - PSH 3	3	1	33%	2	0
PSH	Hawaii Island Home for Recovery, Inc.	HIHR - PSH 4	5	3	60%	2	0
PSH	HOPE Services Hawaii	HOPE - Continuum of Care II PSH	20	0	0%	20	0
PSH	HOPE Services Hawaii	HOPE - Hale Kikaha	23	1	4%	22	0
PSH	HOPE Services Hawaii	HOPE - HPO NI Housing First	125	56	45%	69	7
PSH	HOPE Services Hawaii	HOPE - Kukui S+C Program	111	39	35%	72	3
PSH	Kauai Economic Opportunity	KEO - Pa`a Hana PSH	4	2	50%	2	1
PSH	Maui AIDS Foundation	MAF - HOPWA Formula - PSH TBRA	20	NR	NR	NR	NR
PSH	Steadfast Housing Dev Corp	SHDC - Eha S+C (Maui)	26	25	96%	1	2
PSH	Steadfast Housing Dev Corp	SHDC - Kaahale CoC Funded (Kauai)	5	3	60%	2	0
PSH	Steadfast Housing Dev Corp	SHDC - Kaulana CoC Funded (Maui)	5	2	40%	3	0
PSH	Steadfast Housing Dev Corp	SHDC - Kulalani CoC Funded (Maui)	6	2	33%	4	0
PSH	<b>Subtotal Permanent Supportive Housing</b>		<b>469</b>	<b>252</b>	<b>54%</b>	<b>217</b>	<b>21</b>
RRH	Catholic Charities Hawaii	CCH - HPO RRH Rapid Re-Housing (Kauai)	NA	40	NA	NA	0
RRH	Catholic Charities Hawaii	CCH - HPO SHEG NI Rapid Rehousing	NA	20	NA	NA	1
RRH	Family Life Center	FLC - ESG Kauai Rapid Re-housing	NA	7	NA	NA	0
RRH	Family Life Center	FLC - ESG Maui Rapid Re-housing	NA	26	NA	NA	0
RRH	Family Life Center	FLC - HPO HPP Maui Rapid Re-housing	NA	11	NA	NA	0
RRH	Family Life Center	FLC - HPO RRH Rapid Re-Housing	NA	45	NA	NA	0
RRH	Family Life Center	FLC - Rental Assistance Program (RAP)	NA	3	NA	NA	0
RRH	HOPE Services Hawaii	HOPE - ESG Rapid Re-housing	NA	9	NA	NA	0
RRH	HOPE Services Hawaii	HOPE - HPO HPP Rapid Re-housing	NA	62	NA	NA	1
RRH	HOPE Services Hawaii	HOPE - HPO RRH Rapid Re-Housing	NA	78	NA	NA	2
RRH	HOPE Services Hawaii	HOPE - New Start	NA	7	NA	NA	0
RRH	U.S. Veterans Initiative	USVETS - SSVF Oahu Rapid Re-housing	NA	1	NA	NA	1
RRH	U.S. Veterans Initiative	USVETS - SSVF Priority 1 Rapid Re-housing	NA	54	NA	NA	35
	<b>Subtotal Rapid ReHousing</b>		<b>NA</b>	<b>363</b>	<b>NA</b>	<b>NA</b>	<b>40</b>
	<b>Total Emergency+Transitional</b>		<b>755</b>	<b>571</b>	<b>76%</b>	<b>198</b>	<b>25</b>
	<b>Total Permanent</b>		<b>469</b>	<b>252</b>	<b>54%</b>	<b>217</b>	<b>21</b>
	<b>TOTAL</b>		<b>1,224</b>	<b>823</b>	<b>67%</b>	<b>415</b>	<b>46</b>

## Homeless Programs Office (HPO) Unit Utilization Analysis

Occupancy as of: 5/31/2019

Program Name	Program Type	HMIS Households Served	Total Number of Living Units Per Facilities Description	Utilization Rate
HOPE - Kiheipua	ES	11	15	73%
KHAKO - Central ES	ES	72	70	103%
KHAKO - Westside ES	ES	53	48	110%
KWO - Onelau`ena Emergency Shelter	ES	60	71	85%
USVETS - WCC Emergency Shelter	ES	92	102	90%
WH - Next Step Emergency Shelter	ES	125	123	102%
ASI - Ohana Ola O Kahumana	TH	47	48	98%
CCH - Ma'ili Land Transitional Housing	TH	13	15	87%
GHP - Community Residential Program TH	TH	11	14	79%
HCAP - Kumuhonua	TH	54	58	93%
HIHR - Transitional Housing	TH	16	16	100%
HKIPA - Apana Women's Shelter TLP	TH	0	4	0%
HKIPA - Maka`aloa Men's TLP	TH	3	4	75%
HNO - Weinberg Village Waimanalo	TH	24	30	80%
HSI - Kulaokahua Apts (TH for the Elderly)	TH	28	29	97%
HSI - Na Kolea Rooming House (TH for Working Singles)	TH	64	64	100%
KEO - Komohana Group Home TH	TH	2	5	40%
KEO - Mana'olana Transitional Housing	TH	6	8	75%
KWO - Onemalu Transitional Housing	TH	38	40	95%
SHDC - Hale Ulu Pono TH	TH	4	5	80%
USVETS - BP GPD Projects	TH	84	98	86%
WIN - Bridge To Success Halawa TH (formerly Waianae)	TH	16	5	320%
WIN - Bridge To Success Kauai TH	TH	14	9	156%
WIN - Family House Aiea TH	TH	11	8	138%
<b>Totals</b>		<b>848</b>	<b>889</b>	<b>95%</b>

**HMIS Census Report - April 2019**  
**Oahu and Neighbor Islands - HIC Facilities**

**Outreach Program Count**

Active as of May 31, 2019

<b>Programs</b>	<b>CoC</b>	<b>Active Count</b>	<b># Veterans</b>
FLC - HPO Maui Regions 1, 2, 3, 6 - Street Outreach	BOS	152	15
FLC - HPO Maui Regions 4, 5 - Street Outreach	BOS	68	5
HOPE - HPO Hawaii Regions 1, 8, 9, 10 - Street Outreach	BOS	27	2
HOPE - HPO Hawaii Regions 2, 3, 4, 5, 6, 7 - Street Outreach	BOS	63	0
HOPE - PATH Street Outreach Program	BOS	19	2
KEO - HPO Kauai All Regions - Street Outreach	BOS	72	2
SARMY - Maui Homeless Outreach Program	BOS	6	0
ALEA - Street Outreach Program	Oahu	15	1
HHHRC - Outreach	Oahu	1	0
HKIPA/WH - YO!	Oahu	3	0
HNP - Hale Na`au Pono AMHD Street Outreach Program	Oahu	1	0
IHS - HPO Oahu Region 1 - Street Outreach	Oahu	6	0
IHS - HPO Oahu Region 2 - Street Outreach	Oahu	88	9
IHS - HPO Oahu Region 4 - Street Outreach	Oahu	157	14
IHS - HPO Oahu Region 6 - Street Outreach	Oahu	1	0
KPHC - HPO Oahu Region 1 - Street Outreach	Oahu	19	1
KPHC - HPO Oahu Region 6 - Street Outreach	Oahu	3	0
KPHC - PATH Street Outreach Program	Oahu	31	5
KWO - HPO Oahu Region 7 - Street Outreach	Oahu	131	2
MHK - Oahu Activity Center Homeless Outreach Program	Oahu	20	1
MHK - PATH Street Outreach Program	Oahu	15	1
NALO - Waimanalo Health Center Street Outreach	Oahu	52	1
RYSE - Youth Outreach	Oahu	16	0
USVETS - BP HPO Oahu Region 3 - Street Outreach	Oahu	26	3
USVETS - BP HPO Oahu Region 5 - Street Outreach	Oahu	5	0
<b>TOTAL BY CONTINUUM</b>	<b>Oahu</b>	<b>729</b>	<b>45</b>
<b>TOTAL BY CONTINUUM</b>	<b>BOS</b>	<b>407</b>	<b>26</b>
<b>TOTAL STATEWIDE</b>		<b>1,136</b>	<b>71</b>

<b>Outreach Program Summary</b>	<b>Oahu</b>	<b>BOS</b>	<b>State</b>
June 30, 2018	1,393	635	2,028
July 31, 2018	1,424	656	2,080
August 31, 2018	1,094	684	1,778
September 30, 2018	1,066	602	1,668
October 31, 2018	933	528	1,461
November 30, 2018	1,004	536	1,540
December 31, 2018	1,087	514	1,601
January 31, 2019	710	259	969
February 28, 2019	840	304	1,144
March 31, 2019	768	355	1,123
April 30, 2019	722	402	1,124
May 31, 2019	729	407	1,136



**Consent to Share Data - VI SPDAT Assessments May 2019**

HMIS ORGANIZATION - HI 500	No	Yes	Grand Total	% Consent
Catholic Charities Hawaii	0	2	2	100%
Family Life Center	0	20	20	100%
Hawaii Island Home for Recovery	0	1	1	100%
HOPE Services Hawaii, Inc.	0	16	16	100%
Ka Hale A Ke Ola, Inc	2	43	45	96%
Kauai Economic Opportunity	2	16	18	89%
Neighborhood Place of Kona/Friends of the Future	1	5	6	83%
Women In Need	0	1	1	100%
	<b>5</b>	<b>104</b>	<b>109</b>	<b>95%</b>

**Consent to Share Data - VI SPDAT Assessments May 2019**

HMIS ORGANIZATION - HI 501	No	Yes	Grand Total	% Consent
ALEA Bridge	0	1	1	100%
CARE Hawaii	0	1	1	100%
Catholic Charities Hawaii	4	6	10	60%
Department of Veterans Affairs	1	13	14	93%
Family Promise of Hawaii	0	5	5	100%
Hale Kipa	3	3	6	50%
Hawaii Health & Harm Reduction Center	0	1	1	100%
HOPE Inc.	0	1	1	100%
Institute for Human Services	3	73	76	96%
Kalihi Palama Health Center	0	8	8	100%
Kealahou West Oahu	6	42	48	88%
Koolauloa Health Center	0	6	6	100%
Mental Health Kokua	0	11	11	100%
North Shore Mental Health	0	1	1	100%
Queens's Medical Center	0	2	2	100%
Residential Youth Services & Empowerment	0	3	3	100%
Salvation Army FSO	0	1	1	100%
Shelter of Wisdom	0	11	11	100%
USVETS	1	40	41	98%
Waianae Coast Comprehensive Health Center	0	6	6	100%
Waikiki Health	0	11	11	100%
Waimanalo Health Center	0	3	3	100%
Women In Need	0	4	4	100%
	<b>18</b>	<b>253</b>	<b>271</b>	<b>93%</b>

Summary	Aug-18	Sep-18	Oct-18	Nov-18	Dec-18	Jan-19	Feb-19	Mar-19	Apr-19	May-19
% Consent - HI 500	97%	96%	93%	96%	93%	96%	97%	98%	100%	95%
% Consent - HI 501	90%	90%	92%	91%	89%	92%	94%	94%	93%	93%
State Summary	92%	93%	92%	92%	90%	93%	95%	95%	95%	94%

State Summary May 2019	No	Yes	Grand Total	% Consent
	23	357	380	94%

## Consent to Share Data - Statewide BNL Reports as of 06/02/2019

### Statewide Consent Summary by CES Program

CES Program	No	Yes	TOTAL	% Shared
Oahu Family	53	415	468	89%
Oahu Singles	16	1317	1333	99%
Hawaii Family	1	44	45	98%
Hawaii Singles	1	112	113	99%
Kauai Family	3	17	20	85%
Kauai Singles	1	53	54	98%
Maui Family	2	63	65	97%
Maui Singles	0	155	155	100%
TOTAL	77	2176	2253	97%

Oahu	96%
Hawaii	99%
Kauai	95%
Maui	99%

### Oahu Consent Summary by Priority Group

Family CES				
	No	Yes	TOTAL	% Shared
PSH P1	1	6	7	86%
PSH P2	2	28	30	93%
PSH P3	9	44	53	83%
PSH P4	6	68	74	92%
PSH P5	11	75	86	87%
RRH P1	7	38	45	84%
RRH P2	6	49	55	89%
RRH P3	9	92	101	91%
TH P3	0	6	6	100%
TH P4	0	1	1	100%
TH P5	0	0	0	N/A
TH P6	2	8	10	80%
TOTAL	53	415	468	89%

Singles CES				
	No	Yes	TOTAL	% Shared
PSH P1	1	181	182	99%
PSH P2	1	174	175	99%
PSH P3	0	169	169	100%
PSH P4	1	207	208	100%
PSH P5	0	59	59	100%
RRH P1	4	138	142	97%
RRH P2	3	169	172	98%
RRH P3	3	135	138	98%
TH P3	1	43	44	98%
TH P4	0	17	17	100%
TH P5	2	25	27	93%
TH P6	0	0	0	N/A
TOTAL	16	1317	1333	99%

### Hawaii Consent Summary by Priority Group

Family CES				
	No	Yes	TOTAL	% Shared
PSH	1	11	12	92%
RRH	0	32	32	100%
TH	0	1	1	100%
TOTAL	1	44	45	98%

Singles CES				
	No	Yes	TOTAL	% Shared
PSH	0	13	13	100%
RRH	0	61	61	100%
TH	1	46	47	98%
TOTAL	1	112	113	99%

### Kauai Consent Summary by Priority Group

Family CES				
	No	Yes	TOTAL	% Shared
PSH	0	4	4	100%
RRH	3	13	16	81%
TH	0	0	0	N/A
TOTAL	3	17	20	85%

Singles CES				
	No	Yes	TOTAL	% Shared
PSH	0	2	2	100%
RRH	0	22	22	100%
TH	1	29	30	97%
TOTAL	1	53	54	98%

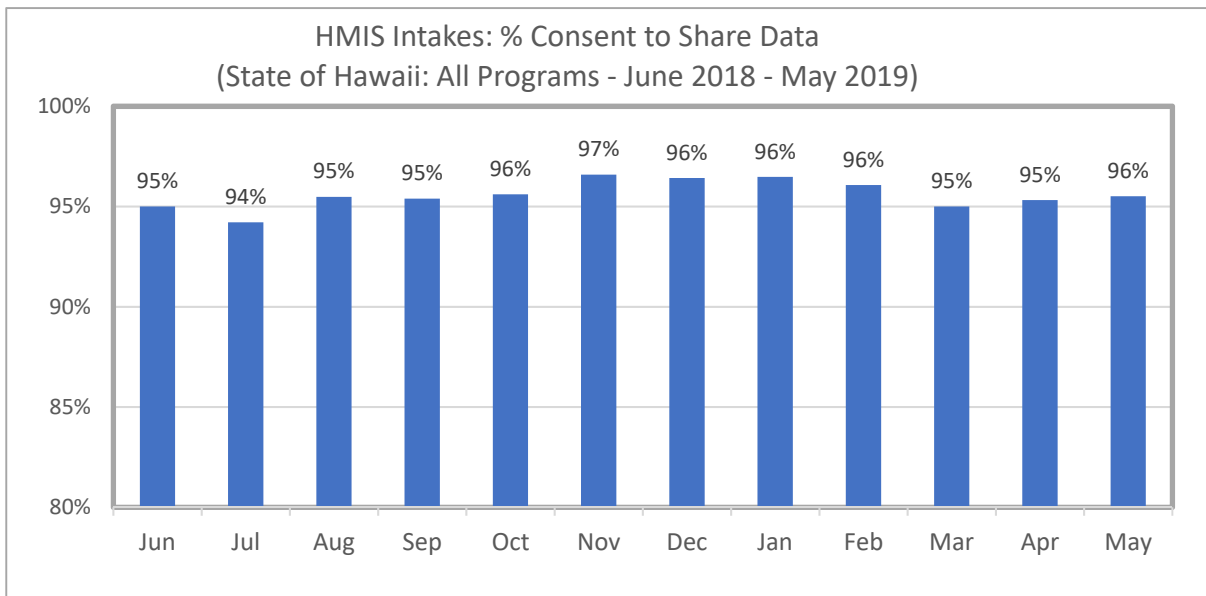
### Maui Consent Summary by Priority Group

Family CES				
	No	Yes	TOTAL	% Shared
PSH	0	2	2	100%
RRH	0	25	25	100%
TH	2	36	38	95%
TOTAL	2	63	65	97%

Singles CES				
	No	Yes	TOTAL	% Shared
PSH	0	28	28	100%
RRH	0	54	54	100%
TH	0	73	73	100%
TOTAL	0	155	155	100%

**Consent to Share Data by Program Type  
Adult Intakes During May 2019**

Program Types	No	Yes	Grand Total	% Consent
Emergency Shelter (ES)	7	316	323	98%
Transitional Housing (TH)	2	103	105	98%
Homelessness Prevention	9	156	165	95%
Street Outreach	21	191	212	90%
Services Only	1	35	36	97%
PH - Rapid Re-Housing	2	107	109	98%
PH - Permanent Supportive Housing (disability required for entry)	2	28	30	93%
<b>Grand Total</b>	<b>44</b>	<b>936</b>	<b>980</b>	<b>96%</b>



**Consent to Share Data by Organization and Program  
Adult Intakes During May 2019**

Organization/Program	No	Yes	Grand Total	% Consent
<b>ALEA Bridge</b>		<b>2</b>	<b>2</b>	<b>100%</b>
ALEA - Street Outreach Program		2	2	100%
<b>Alternative Structures International</b>	<b>1</b>	<b>20</b>	<b>21</b>	<b>95%</b>
ASI - HPO RRH Homeless Prevention	1	6	7	86%
ASI - HPO Ohana Ola O Kahumana		14	14	100%
<b>Catholic Charities Hawaii</b>	<b>4</b>	<b>107</b>	<b>111</b>	<b>96%</b>
CCH - SSVF Priority 1 Rapid Rehousing		5	5	100%
CCH - City HF Increment III	2	7	9	78%
CCH - HPO NI Housing First (Kauai)		1	1	100%
CCH - HPO Villages of Maili Family and Individual Assessment Center (FIAC)		10	10	100%
CCH - HPO SHEG NI Homelessness Prevention		11	11	100%
CCH - HPO HPP Homeless Prevention	1	16	17	94%
CCH - HPO SHEG Oahu Homelessness Prevention		18	18	100%
CCH - HPO HPP Rapid Re-housing		10	10	100%

**Consent to Share Data by Organization and Program  
Adult Intakes During May 2019**

<b>Organization/Program</b>	<b>No</b>	<b>Yes</b>	<b>Grand Total</b>	<b>% Consent</b>
CCH - HPO SHEG Oahu Rapid Re-Housing		8	8	100%
CCH - HPO Kakaako Family Assessment Center		5	5	100%
CCH - HPO RRH Rapid Re-Housing (Kauai)		1	1	100%
CCH - HPO Ma'ili Land Transitional Housing	1	6	7	86%
CCH - HPO Villages of Maili Bridge Housing		4	4	100%
CCH - HPO SHEG NI Rapid Rehousing		2	2	100%
CCH - SSVF Priority 1 Homeless Prevention		3	3	100%
<b>Family Life Center</b>	<b>6</b>	<b>90</b>	<b>96</b>	<b>94%</b>
FLC - HPO RRH Rapid Re-Housing		12	12	100%
FLC - HPO NI Housing First		5	5	100%
FLC - ESG Maui Rapid Re-housing		1	1	100%
FLC - HPO Maui Regions 1, 2, 3, 6 - Street Outreach	4	36	40	90%
FLC - HPO Maui Regions 4, 5 - Street Outreach	1	17	18	94%
FLC - HPO Ho'olanani		6	6	100%
FLC - HPO HPP Maui Homelessness Prevention	1	1	2	50%
FLC - S+C 1		2	2	100%
FLC - HPO RRH Homeless Prevention		10	10	100%
<b>Family Promise of Hawaii</b>		<b>6</b>	<b>6</b>	<b>100%</b>
FPH - Honolulu Family Center		6	6	100%
<b>Gregory House Programs</b>		<b>7</b>	<b>7</b>	<b>100%</b>
GHP - HPO Community Residential Program TH		1	1	100%
GHP - ESG Homeless Prevention		4	4	100%
GHP - ESG Rapid Re-Housing		2	2	100%
<b>Hawaii Affordable Properties, Inc.</b>		<b>2</b>	<b>2</b>	<b>100%</b>
HAP - Na Kahua Hale O Ulu Wini		2	2	100%
<b>Hawaii Health &amp; Harm Reduction Center</b>		<b>1</b>	<b>1</b>	<b>100%</b>
HHHRC - Outreach		1	1	100%
<b>Holomua Na Ohana</b>	<b>1</b>	<b>5</b>	<b>6</b>	<b>83%</b>
HNO - HPO Weinberg Village Waimanalo	1	5	6	83%
<b>Honolulu Community Action Program</b>		<b>7</b>	<b>7</b>	<b>100%</b>
HCAP - HPO Kumuhonua		3	3	100%
HCAP - HPO RRH Rapid Re-Housing		4	4	100%
<b>HOPE Services Hawaii, Inc.</b>	<b>1</b>	<b>31</b>	<b>32</b>	<b>97%</b>
HOPE - HPO RRH Homeless Prevention	1	4	5	80%
HOPE - HPO RRH Rapid Re-Housing		8	8	100%
HOPE - HPO NI Housing First		3	3	100%
HOPE - PATH Street Outreach Program		1	1	100%
HOPE - HPO Hawaii Regions 2, 3, 4, 5, 6, 7 - Street Outreach		4	4	100%
HOPE - HPO Kiheipua		3	3	100%
HOPE - HPO West Hawaii Emergency Housing Program		3	3	100%
HOPE - HPO East Hawaii Emergency Mens Program ES		3	3	100%
HOPE - ESG Rapid Re-housing		1	1	100%
HOPE - HPO HPP Rapid Re-housing		1	1	100%

**Consent to Share Data by Organization and Program**  
**Adult Intakes During May 2019**

Organization/Program	No	Yes	Grand Total	% Consent
<b>Housing Solutions, Inc.</b>		<b>4</b>	<b>4</b>	<b>100%</b>
HSI - HPO Kulaokahua Apts (TH for the Elderly)		1	1	100%
HSI - HPO Na Kolea Rooming House		3	3	100%
<b>Institute for Human Services</b>	<b>19</b>	<b>233</b>	<b>252</b>	<b>92%</b>
IHS - Behavioral Health ES	1	4	5	80%
IHS - ESG Rapid Re-housing		11	11	100%
IHS - Hale Mauliola Program (Sand Island ES)		23	23	100%
IHS - HPO RRH Rapid Re-Housing		6	6	100%
IHS - TBH Medical Respite (ES)	1	14	15	93%
IHS - HPO RRH Homeless Prevention	3	23	26	88%
IHS - HPO Kaa`ahi Families ES	2	6	8	75%
IHS - HPO Sumner Men's ES	1	54	55	98%
IHS - HPO Oahu Region 4 - Street Outreach	1	7	8	88%
IHS - HPO Kaa`ahi Women's ES		25	25	100%
IHS - HPO HPP Homelessness Prevention	1	27	28	96%
IHS - HPO Oahu Region 2 - Street Outreach	7	20	27	74%
IHS - HPO HPP Rapid Re-housing	2	10	12	83%
IHS - HPO Oahu Region 1 - Street Outreach		1	1	100%
IHS - SPC Home At Last 2010		1	1	100%
IHS - HPO Oahu Region 6 - Street Outreach		1	1	100%
<b>Ka Hale A Ke Ola, Inc</b>		<b>84</b>	<b>84</b>	<b>100%</b>
KHAKO - HPO Central ES		30	30	100%
KHAKO - HPO Westside TH		20	20	100%
KHAKO - HPO Central TH		16	16	100%
KHAKO - HPO Westside ES		18	18	100%
<b>Kalihi Palama Health Center</b>		<b>11</b>	<b>11</b>	<b>100%</b>
KPHC - PATH Street Outreach Program		9	9	100%
KPHC - HPO Oahu Region 1 - Street Outreach		2	2	100%
<b>Kauai Economic Opportunity</b>	<b>1</b>	<b>33</b>	<b>34</b>	<b>97%</b>
KEO - HPO Kauai All Regions - Street Outreach	1	20	21	95%
KEO - HPO Mana'olana Emergency		10	10	100%
KEO - HPO Komohana Group Home TH		1	1	100%
KEO - HPO Mana'olana Transitional Housing		2	2	100%
<b>Kealahou West Oahu</b>	<b>4</b>	<b>57</b>	<b>61</b>	<b>93%</b>
KWO - HPO Oahu Region 7 - Street Outreach	3	40	43	93%
KWO - HPO Onelau`ena Emergency Shelter	1	10	11	91%
KWO - HPO Onemalu Transitional Housing		7	7	100%
<b>Legal Aid Society of Hawaii</b>		<b>27</b>	<b>27</b>	<b>100%</b>
LASH - HPO Legal Services Program		27	27	100%
<b>Maui AIDS Foundation</b>	<b>2</b>		<b>2</b>	<b>0%</b>
MAF - HOPWA Formula Permanent Housing Placement (PHP)	1		1	0%
MAF - HOPWA Formula STRMU	1		1	0%
<b>Mental Health Kokua</b>	<b>1</b>	<b>16</b>	<b>17</b>	<b>94%</b>
MHK - Oahu Activity Center Homeless Outreach Program	1	7	8	88%
MHK - Safe Haven Permanent Supportive Housing		1	1	100%
MHK - Punawai Rest Stop		8	8	100%

**Consent to Share Data by Organization and Program  
Adult Intakes During May 2019**

<b>Organization/Program</b>	<b>No</b>	<b>Yes</b>	<b>Grand Total</b>	<b>% Consent</b>
<b>Neighborhood Place of Puna</b>		<b>2</b>	<b>2</b>	<b>100%</b>
NPP - HPO Family Assessment Center at Hale Iki		2	2	100%
<b>Salvation Army FSO</b>		<b>1</b>	<b>1</b>	<b>100%</b>
SARMY - HPO FSO RRH Rapid Re-Housing		1	1	100%
<b>Shelter of Wisdom</b>		<b>14</b>	<b>14</b>	<b>100%</b>
SOW - Hearts of Joy 2		4	4	100%
SOW - Great Joy 2		1	1	100%
SOW - Great Joy 3		1	1	100%
SOW - Great Joy 1		1	1	100%
SOW - Streams of Joy 2		5	5	100%
SOW - Great Joy 4		2	2	100%
<b>Steadfast Housing Development Corporation</b>		<b>2</b>	<b>2</b>	<b>100%</b>
SHDC - Kaulana CoC Funded (Maui)		1	1	100%
SHDC - Ekolu Group Homes Ahukini (Oahu)		1	1	100%
<b>USVETS</b>	<b>1</b>	<b>131</b>	<b>132</b>	<b>99%</b>
USVETS - BP Ewa HOPTTEL		2	2	100%
USVETS - SSVF Priority 1 Homeless Prevention		6	6	100%
USVETS - SSVF Priority 1 Rapid Re-housing		22	22	100%
USVETS - BP Respite Beds Barbers Point		3	3	100%
USVETS - WCC SITH		4	4	100%
USVETS - BP Kauai HOPTTEL Program		2	2	100%
USVETS - WCC HPO Emergency Shelter	1	30	31	97%
USVETS - WCC HPO RRH Homeless Prevention		27	27	100%
USVETS - BP HPO Oahu Region 3 - Street Outreach		12	12	100%
USVETS - BP HPO GPD Low Demand		6	6	100%
USVETS - BP HPO GPD Bridge Housing		6	6	100%
USVETS - WCC HPO RRH Rapid Re-Housing		2	2	100%
USVETS - BP HPO Housing First PSH		2	2	100%
USVETS - BP Pearl City Seniors HOPTTEL		4	4	100%
USVETS - BP SITH		1	1	100%
USVETS - BP Hilo HOPTTEL Program		2	2	100%
<b>Waianae Coast Comprehensive Health Center</b>	<b>3</b>	<b>11</b>	<b>14</b>	<b>79%</b>
WCCHC - Homeless Outreach Program	3	11	14	79%
<b>Waikiki Health</b>		<b>27</b>	<b>27</b>	<b>100%</b>
WH - HPO Next Step Emergency Shelter		27	27	100%
<b>Women In Need</b>		<b>5</b>	<b>5</b>	<b>100%</b>
WIN - HPO Bridge To Success Halawa TH		4	4	100%
WIN - HPO Family House Aiea TH		1	1	100%
<b>Grand Total</b>	<b>44</b>	<b>936</b>	<b>980</b>	<b>96%</b>

**Consent to Share Data by Program Type  
Active Adults During May 2019**

Program Types	No	Yes	Grand Total	% Consent
Emergency Shelter (ES)	33	1,305	1,338	98%
Transitional Housing (TH)	30	721	751	96%
Homelessness Prevention	71	889	960	93%
Street Outreach	133	1,036	1,169	89%
PH - Rapid Re-Housing	37	883	920	96%
PH - Permanent Supportive Housing	395	817	1,212	67%
Services Only	9	232	241	96%
<b>Grand Total</b>	<b>708</b>	<b>5,883</b>	<b>6,591</b>	<b>89%</b>

**Consent to Share Data by Organization and Program  
Active Adults During May 2019**

Organization/Program	No	Yes	Grand Total	% Consent
<b>ALEA Bridge</b>	<b>1</b>	<b>20</b>	<b>21</b>	<b>95%</b>
ALEA - Street Outreach Program	1	16	17	94%
ALEA - ESG Rapid Rehousing		4	4	100%
<b>Alternative Structures International</b>	<b>18</b>	<b>188</b>	<b>206</b>	<b>91%</b>
ASI - HPO RRH Homeless Prevention	3	40	43	93%
ASI - Leeward CoC PSH		29	29	100%
ASI - ESG Rapid Re-Housing	1	12	13	92%
ASI - HPO RRH Rapid ReHousing		22	22	100%
ASI - HPO Ohana Ola O Kahumana	14	85	99	86%
<b>Catholic Charities Hawaii</b>	<b>21</b>	<b>515</b>	<b>536</b>	<b>96%</b>
CCH - HPO NI Housing First (Kauai)		10	10	100%
CCH - HPO RRH Homeless Prevention (Kauai)		6	6	100%
CCH - HPO RRH Rapid Re-Housing (Kauai)	2	20	22	91%
CCH - SSVF Priority 1 Homeless Prevention	1	5	6	83%
CCH - SSVF Priority 1 Rapid Rehousing		23	23	100%
CCH - City HF Increment III	4	42	46	91%
CCH - HPO SHEG Oahu Homelessness Prevention		44	44	100%
CCH - HPO SHEG NI Rapid Rehousing	2	14	16	88%
CCH - HPO HPP Homeless Prevention	7	130	137	95%
CCH - HPO HPP Rapid Re-housing		31	31	100%
CCH - HPO SHEG NI Homelessness Prevention	3	56	59	95%
CCH - HPO SHEG Oahu Rapid Re-Housing		21	21	100%
CCH - HPO Villages of Maili Family and Individual Assessment Center (FIAC)		64	64	100%
CCH - HPO Ma'ili Land Transitional Housing	2	24	26	92%
CCH - HPO Kakaako Family Assessment Center		21	21	100%
CCH - HPO Villages of Maili Bridge Housing		4	4	100%
<b>Family Life Center</b>	<b>18</b>	<b>388</b>	<b>406</b>	<b>96%</b>
FLC - ESG Kauai Rapid Re-housing		5	5	100%
FLC - ESG Maui Rapid Re-housing		18	18	100%
FLC - HPO NI Housing First		42	42	100%
FLC - HPO RRH Rapid Re-Housing		30	30	100%
FLC - Rental Assistance Program (RAP)		1	1	100%
FLC - S+C 1		8	8	100%
FLC - S+C 2		18	18	100%
FLC - S+C 3		8	8	100%

**Consent to Share Data by Organization and Program  
Active Adults During May 2019**

<b>Organization/Program</b>	<b>No</b>	<b>Yes</b>	<b>Grand Total</b>	<b>% Consent</b>
FLC - HPO RRH Homeless Prevention		11	11	100%
FLC - ESG Maui Homelessness Prevention		11	11	100%
FLC - HPO HPP Kauai Homelessness Prevention		2	2	100%
FLC - HPO Maui Regions 1, 2, 3, 6 - Street Outreach	16	137	153	90%
FLC - HPO Ho'olanani		12	12	100%
FLC - HPO Maui Regions 4, 5 - Street Outreach	1	67	68	99%
FLC - HPO HPP Maui Homelessness Prevention	1	13	14	93%
FLC - HPO HPP Maui Rapid Re-housing		5	5	100%
<b>Family Promise of Hawaii</b>		<b>16</b>	<b>16</b>	<b>100%</b>
FPH - Honolulu Family Center		11	11	100%
FPH - Windward Family Center		5	5	100%
<b>Gregory House Programs</b>	<b>45</b>	<b>75</b>	<b>120</b>	<b>63%</b>
GHP - ESG Homeless Prevention		19	19	100%
GHP - ESG Rapid Re-Housing		16	16	100%
GHP - HOPWA Formula - PSH TBRA	18	8	26	31%
GHP - HOPWA Gregory House (Competitive TH)	3	10	13	77%
GHP - HOPWA SPNS - Competitive PSH TBRA	24	10	34	29%
GHP - HPO Community Residential Program TH		12	12	100%
<b>Hale Kipa</b>		<b>8</b>	<b>8</b>	<b>100%</b>
HKIPA/WH - YO!		3	3	100%
HKIPA - HPO Maka'aloa Men's TLP		3	3	100%
HKIPA - Boys Shelter BCP ES		1	1	100%
HKIPA - Girls Shelter BCP ES		1	1	100%
<b>HNP - Hale Na'au Pono AMHD Street Outreach Program</b>		<b>1</b>	<b>1</b>	<b>100%</b>
<b>HAP - Na Kahua Hale O Ulu Wini</b>		<b>41</b>	<b>41</b>	<b>100%</b>
<b>HHRC - Outreach</b>		<b>1</b>	<b>1</b>	<b>100%</b>
<b>Hawaii Island Home for Recovery</b>	<b>3</b>	<b>30</b>	<b>33</b>	<b>91%</b>
HIHR - PSH 1	3	9	12	75%
HIHR - PSH 2		2	2	100%
HIHR - PSH 3		1	1	100%
HIHR - PSH 4		3	3	100%
HIHR - HPO Transitional Housing		15	15	100%
<b>HNO - HPO Weinberg Village Waimanalo</b>	<b>2</b>	<b>45</b>	<b>47</b>	<b>96%</b>
<b>Honolulu Community Action Program</b>	<b>13</b>	<b>185</b>	<b>198</b>	<b>93%</b>
HCAP - HPO RRH Homeless Prevention	12	54	66	82%
HCAP - HPO RRH Rapid Re-Housing		62	62	100%
HCAP - HPO Kumuhonua	1	69	70	99%
<b>HKO - Lahilahi</b>		<b>6</b>	<b>6</b>	<b>100%</b>
<b>HOPE Services Hawaii, Inc.</b>	<b>11</b>	<b>373</b>	<b>384</b>	<b>97%</b>
HOPE - ESG Homelessness Prevention		6	6	100%
HOPE - ESG Rapid Re-housing		9	9	100%
HOPE - HPO NI Housing First		48	48	100%
HOPE - HPO RRH Homeless Prevention	7	49	56	88%
HOPE - HPO RRH Rapid Re-Housing		28	28	100%
HOPE - Kukui S+C Program	1	35	36	97%
HOPE - New Start		4	4	100%
HOPE - PATH Street Outreach Program		19	19	100%



**Consent to Share Data by Organization and Program  
Active Adults During May 2019**

<b>Organization/Program</b>	<b>No</b>	<b>Yes</b>	<b>Grand Total</b>	<b>% Consent</b>
HOPE - Wilder House		3	3	100%
HOPE - HPO Hawaii Regions 2, 3, 4, 5, 6, 7 - Street Outreach		54	54	100%
HOPE - HPO Hawaii Regions 1, 8, 9, 10 - Street Outreach		21	21	100%
HOPE - HPO East Hawaii Emergency Mens Program ES		14	14	100%
HOPE - HPO HPP Rapid Re-housing	2	40	42	95%
HOPE - HPO West Hawaii Emergency Housing Program		21	21	100%
HOPE - HPO Kiheipua	1	16	17	94%
HOPE - HPO HPP Homelessness Prevention		6	6	100%
<b>Housing Solutions, Inc.</b>		<b>96</b>	<b>96</b>	<b>100%</b>
HSI - HPO Kulaokahua Apts (TH for the Elderly)		31	31	100%
HSI - HPO Na Kolea Rooming House		65	65	100%
<b>Institute for Human Services</b>	<b>176</b>	<b>1336</b>	<b>1512</b>	<b>88%</b>
IHS - Behavioral Health ES	1	13	14	93%
IHS - City FY15 Housing First PSH	17	102	119	86%
IHS - ESG Homelessness Prevention	13	44	57	77%
IHS - ESG Rapid Re-housing	8	84	92	91%
IHS - Hale Mauliola Program (Sand Island ES)	4	116	120	97%
IHS - HOMES Clean & Sober	2	23	25	92%
IHS - HPO RRH Homeless Prevention	3	58	61	95%
IHS - HPO RRH Rapid Re-Housing	1	38	39	97%
IHS - New PSH 2013 (CoC Funded)	6	11	17	65%
IHS - New Youth Rapid Re-Housing 2016 (NYRRH 2016)	1	29	30	97%
IHS - SPC Home At Last 2010	61	34	95	36%
IHS - SPC Home Sweet Home II	2	9	11	82%
IHS - SPC No Place Like Home	4	8	12	67%
IHS - TBH Medical Respite (ES)	3	30	33	91%
IHS - HPO Sumner Men's ES	3	185	188	98%
IHS - HPO Oahu Region 4 - Street Outreach	13	140	153	92%
IHS - HPO Kaa`ahi Women's ES	3	84	87	97%
IHS - HPO Oahu Region 1 - Street Outreach	1	13	14	93%
IHS - HPO HPP Rapid Re-housing	6	40	46	87%
IHS - HPO Oahu Region 2 - Street Outreach	16	101	117	86%
IHS - HPO HPP Homelessness Prevention	6	138	144	96%
IHS - HPO Kaa`ahi Families ES	2	35	37	95%
IHS - HPO Oahu Region 6 - Street Outreach		1	1	100%
<b>Ka Hale A Ke Ola, Inc</b>		<b>274</b>	<b>274</b>	<b>100%</b>
KHAKO - HPO Westside ES		81	81	100%
KHAKO - HPO Central ES		108	108	100%
KHAKO - HPO Central TH		41	41	100%
KHAKO - HPO Westside TH		43	43	100%
KHAKO - Pu'uhonua Drop-in Center		1	1	100%
<b>Kalihi Palama Health Center</b>	<b>118</b>	<b>195</b>	<b>313</b>	<b>62%</b>
KPHC - ESG Homelessness Prevention	5	59	64	92%
KPHC - ESG Rapid Re-housing	3	27	30	90%
KPHC - New Beginnings S+C Program	110	43	153	28%
KPHC - PATH Street Outreach Program		34	34	100%
KPHC - PATH Services Only Program		1	1	100%

**Consent to Share Data by Organization and Program  
Active Adults During May 2019**

<b>Organization/Program</b>	<b>No</b>	<b>Yes</b>	<b>Grand Total</b>	<b>% Consent</b>
KPHC - HPO Oahu Region 1 - Street Outreach		25	25	100%
KPHC - HPO Oahu Region 6 - Street Outreach		6	6	100%
<b>Kauai Economic Opportunity</b>	<b>3</b>	<b>117</b>	<b>120</b>	<b>98%</b>
KEO - Pa`a Hana PSH	2		2	0%
KEO - Lawehana Transitional Housing Program		4	4	100%
KEO - HPO Kauai All Regions - Street Outreach	1	70	71	99%
KEO - HPO Mana'olana Emergency		28	28	100%
KEO - HPO Mana'olana Transitional Housing		9	9	100%
KEO - HPO Komohana Group Home TH		4	4	100%
KEO - Kome Transitional Housing Program		2	2	100%
<b>Kealahou West Oahu</b>	<b>17</b>	<b>244</b>	<b>261</b>	<b>93%</b>
KWO - HPO Onelau`ena Emergency Shelter	6	97	103	94%
KWO - HPO Oahu Region 7 - Street Outreach	6	87	93	94%
KWO - HPO Onemalu Transitional Housing	5	60	65	92%
<b>Legal Aid Society of Hawaii</b>	<b>8</b>	<b>220</b>	<b>228</b>	<b>96%</b>
LASH - HPO Legal Services Program	8	219	227	96%
LASH - SSVF Legal Services Program		1	1	100%
<b>Maui AIDS Foundation</b>	<b>23</b>		<b>23</b>	<b>0%</b>
MAF - HOPWA Formula - PSH TBRA	18		18	0%
MAF - HOPWA Formula STRMU	4		4	0%
MAF - HOPWA Formula Permanent Housing Placement (PHP)	1		1	0%
<b>MYFS - BCP Homeless Prevention Program</b>	<b>2</b>		<b>2</b>	<b>0%</b>
<b>Mental Health Kokua</b>	<b>5</b>	<b>73</b>	<b>78</b>	<b>94%</b>
MHK - Oahu Activity Center Homeless Outreach Program	1	27	28	96%
MHK - Safe Haven Permanent Supportive Housing	3	21	24	88%
MHK - PATH Street Outreach Program	1	14	15	93%
MHK - Punawai Rest Stop		11	11	100%
<b>NPP - HPO Family Assessment Center at Hale Iki</b>		<b>2</b>	<b>2</b>	<b>100%</b>
<b>Residential Youth Services &amp; Empowerment</b>		<b>25</b>	<b>25</b>	<b>100%</b>
RYSE - Youth Outreach		14	14	100%
RYSE		11	11	100%
<b>Salvation Army FSO</b>	<b>2</b>	<b>105</b>	<b>107</b>	<b>98%</b>
SARMY - FSO Pathway of Hope Transitional Housing		4	4	100%
SARMY - HPO FSO RRH Rapid Re-Housing	2	56	58	97%
SARMY - HPO FSO RRH Homeless Prevention		45	45	100%
<b>SARMY - Ka Ohu Hou O Manoa FTS</b>	<b>2</b>	<b>10</b>	<b>12</b>	<b>83%</b>
<b>SARMY - Maui Homeless Outreach Program</b>	<b>4</b>	<b>2</b>	<b>6</b>	<b>33%</b>
<b>Shelter of Wisdom</b>	<b>6</b>	<b>58</b>	<b>64</b>	<b>91%</b>
SOW - Great Joy 1		4	4	100%
SOW - Great Joy 2	1	7	8	88%
SOW - Great Joy 3		7	7	100%
SOW - Great Joy 4	1	5	6	83%
SOW - Streams of Joy 1	1	4	5	80%
SOW - Streams of Joy 2	1	17	18	94%
SOW - Hearts of Joy 2	2	14	16	88%
<b>Steadfast Housing Development Corporation</b>	<b>86</b>	<b>135</b>	<b>221</b>	<b>61%</b>
SHDC - Kaahele CoC Funded (Kauai)	1	2	3	67%

**Consent to Share Data by Organization and Program  
Active Adults During May 2019**

<b>Organization/Program</b>	<b>No</b>	<b>Yes</b>	<b>Grand Total</b>	<b>% Consent</b>
SHDC - Kalaeloa (Headway House) CoC Funded (Oahu)	11	17	28	61%
SHDC - Kaulana CoC Funded (Maui)	1	1	2	50%
SHDC - Kulalani CoC Funded (Maui)	2		2	0%
SHDC - Oahu Shelter Plus Care Program	60	86	146	59%
SHDC - Ekolu Group Homes Ahukini (Oahu)		4	4	100%
SHDC - Ekolu Group Homes Kaukama (Oahu)		3	3	100%
SHDC - Ekolu Group Homes Komo Mai (Oahu)		4	4	100%
SHDC - Eha S+C (Maui)	11	14	25	56%
SHDC - HPO Hale Ulu Pono TH		4	4	100%
<b>USVETS</b>	<b>55</b>	<b>767</b>	<b>822</b>	<b>93%</b>
USVETS - BP Ewa HOPTEL		3	3	100%
USVETS - BP Hilo HOPTEL Program		4	4	100%
USVETS - BP Kauai HOPTEL Program		4	4	100%
USVETS - BP Leeward PSH		14	14	100%
USVETS - BP Pearl City HOPTEL		1	1	100%
USVETS - BP Pearl City Seniors HOPTEL		5	5	100%
USVETS - BP Permanent Supportive Housing CoC	5	6	11	55%
USVETS - BP PH2 CHAMPS VET FAMILIES	8	11	19	58%
USVETS - BP Respite Beds Barbers Point		10	10	100%
USVETS - SSVF Priority 1 Homeless Prevention	4	40	44	91%
USVETS - SSVF Priority 1 Rapid Re-housing	5	157	162	97%
USVETS - WCC HOPTEL		5	5	100%
USVETS - WCC Housing First Increment II (City)	9	86	95	91%
USVETS - WCC ESG Rapid Re-Housing 2018	1	18	19	95%
USVETS - WCC SITH		8	8	100%
USVETS - BP SITH		3	3	100%
USVETS - WCC ESG Rapid Re-Housing 2017		1	1	100%
USVETS - WCC HPO Emergency Shelter	4	124	128	97%
USVETS - BP HPO Oahu Region 3 - Street Outreach	4	26	30	87%
USVETS - BP HPO Housing First PSH	14	64	78	82%
USVETS - BP HPO GPD Bridge Housing		32	32	100%
USVETS - WCC HPO RRH Rapid Re-Housing	1	39	40	98%
USVETS - WCC HPO RRH Homeless Prevention		42	42	100%
USVETS - BP HPO GPD Clinical Treatment		12	12	100%
USVETS - BP HPO GPD Low Demand		35	35	100%
USVETS - BP HPO Oahu Region 5 - Street Outreach		12	12	100%
USVETS - SSVF Oahu Rapid Re-housing		5	5	100%
<b>WCCHC - Homeless Outreach Program</b>	<b>67</b>	<b>109</b>	<b>176</b>	<b>62%</b>
<b>Waikiki Health</b>		<b>136</b>	<b>136</b>	<b>100%</b>
WH - HPO Next Step Emergency Shelter		135	135	100%
WH - HUD Youth Rapid Re-housing		1	1	100%
<b>NALO - Waimanalo Health Center Street Outreach</b>	<b>1</b>	<b>35</b>	<b>36</b>	<b>97%</b>
<b>Women In Need</b>	<b>1</b>	<b>52</b>	<b>53</b>	<b>98%</b>
WIN - HPO Family House Aiea TH	1	8	9	89%
WIN - HPO Bridge To Success Kauai TH		14	14	100%
WIN - HPO Bridge To Success Halawa TH		19	19	100%
WIN - ESG Homeless Prevention		11	11	100%
<b>Grand Total</b>	<b>708</b>	<b>5883</b>	<b>6591</b>	<b>89%</b>

**Length of Stay by Program Type - Statewide  
Exits During May 2019**

<b>Program Type</b>	<b># Exits in May</b>	<b>Average Days to Exit</b>
Emergency Shelter (ES)	441	104
Homelessness Prevention	288	157
PH - Permanent Supportive Housing	48	1000
PH - Rapid Re-Housing	125	178
Services Only	19	151
Street Outreach	176	107
Transitional Housing (TH)	129	247
<b>Grand Total</b>	<b>1226</b>	<b>175</b>

**Length of Stay by County and Program Type  
Exits During May 2019**

<b>County/Program Type</b>	<b># Exits in May</b>	<b>Average Days to Exit</b>
<b>Hawaii</b>	<b>121</b>	<b>200</b>
Emergency Shelter (ES)	25	110
Transitional Housing (TH)	5	508
Homelessness Prevention	39	165
PH - Permanent Supportive Housing	4	897
PH - Rapid Re-Housing	41	199
Street Outreach	7	106
<b>Kauai</b>	<b>37</b>	<b>98</b>
Emergency Shelter (ES)	27	85
Transitional Housing (TH)	2	120
PH - Permanent Supportive Housing	2	405
Street Outreach	6	50
<b>Maui</b>	<b>217</b>	<b>96</b>
Emergency Shelter (ES)	129	109
Transitional Housing (TH)	33	119
PH - Permanent Supportive Housing	1	540
Services Only	1	0
Street Outreach	53	43
<b>Oahu</b>	<b>851</b>	<b>195</b>
Emergency Shelter (ES)	260	102
Transitional Housing (TH)	89	283
Homelessness Prevention	249	156
PH - Permanent Supportive Housing	41	1051
PH - Rapid Re-Housing	84	168
Services Only	18	159
Street Outreach	110	142
<b>Grand Total</b>	<b>1226</b>	<b>175</b>

**Length of Stay by Organization and Program  
Exits During May 2019**

<b>Organization/Program</b>	<b># Exits in May</b>	<b>Average Days to Exit</b>
<b>ALEA Bridge</b>	<b>1</b>	<b>42</b>
ALEA - Street Outreach Program	1	42
<b>Alternative Structures International</b>	<b>21</b>	<b>241</b>
ASI - HPO Ohana Ola O Kahumana	21	241
<b>Catholic Charities Hawaii</b>	<b>307</b>	<b>164</b>
CCH - SSVF Priority 1 Rapid Rehousing	11	120
CCH - HPO HPP Homeless Prevention	145	204
CCH - HPO HPP Rapid Re-housing	13	230
CCH - HPO Kakaako Family Assessment Center	12	76
CCH - HPO Ma'ili Land Transitional Housing	17	125
CCH - HPO Villages of Maili Family and Individual Assessment Center (FIAC)	33	53
CCH - SSVF Priority 1 Homeless Prevention	5	89
CCH - HPO SHEG NI Homelessness Prevention	29	167
CCH - HPO SHEG Oahu Homelessness Prevention	14	94
CCH - City HF Increment III	9	170
CCH - HPO SHEG Oahu Rapid Re-Housing	11	161
CCH - HPO SHEG NI Rapid Rehousing	6	185
CCH - HPO NI Housing First (Kauai)	2	405
<b>Family Life Center</b>	<b>67</b>	<b>55</b>
FLC - HPO Ho'olanani	13	70
FLC - HPO Maui Regions 4, 5 - Street Outreach	26	45
FLC - HPO Maui Regions 1, 2, 3, 6 - Street Outreach	27	41
FLC - S+C 3	1	540
<b>Family Promise of Hawaii</b>	<b>9</b>	<b>44</b>
FPH - Honolulu Family Center	9	44
<b>Gregory House Programs</b>	<b>6</b>	<b>141</b>
GHP - HPO Community Residential Program TH	2	80
GHP - HOPWA Gregory House (Competitive TH)	2	181
GHP - ESG Rapid Re-Housing	2	162
<b>Hawaii Affordable Properties, Inc.</b>	<b>4</b>	<b>618</b>
HAP - Na Kahua Hale O Ulu Wini	4	618
<b>Holomua Na Ohana</b>	<b>18</b>	<b>379</b>
HNO - HPO Weinberg Village Waimanalo	18	379
<b>Honolulu Community Action Program</b>	<b>12</b>	<b>408</b>
HCAP - HPO Kumuhonua	10	487
HCAP - HPO RRH Homeless Prevention	2	15
<b>HOPE Services Hawaii, Inc.</b>	<b>82</b>	<b>192</b>
HOPE - HPO Kiheipua	15	110
HOPE - HPO East Hawaii Emergency Mens Program ES	4	63
HOPE - HPO Hawaii Regions 1, 8, 9, 10 - Street Outreach	1	90
HOPE - HPO West Hawaii Emergency Housing Program	6	141
HOPE - HPO Hawaii Regions 2, 3, 4, 5, 6, 7 - Street Outreach	6	109
HOPE - HPO HPP Rapid Re-housing	35	201
HOPE - ESG Homelessness Prevention	1	196
HOPE - HPO RRH Homeless Prevention	9	156
HOPE - Kukui S+C Program	3	1020
HOPE - Wilder House	1	67

**Length of Stay by Organization and Program  
Exits During May 2019**

<b>Organization/Program</b>	<b># Exits in May</b>	<b>Average Days to Exit</b>
HOPE - HPO NI Housing First	1	527
<b>Housing Solutions, Inc.</b>	<b>5</b>	<b>860</b>
HSI - HPO Na Kolea Rooming House	3	518
HSI - HPO Kulaokahua Apts (TH for the Elderly)	2	1373
<b>Institute for Human Services</b>	<b>183</b>	<b>144</b>
IHS - Behavioral Health ES	6	33
IHS - TBH Medical Respite (ES)	11	35
IHS - Hale Mauiola Program (Sand Island ES)	21	141
IHS - HPO RRH Homeless Prevention	34	32
IHS - City FY15 Housing First PSH	5	1313
IHS - HPO Kaa`ahi Women's ES	20	94
IHS - SPC No Place Like Home	1	372
IHS - HPO HPP Homelessness Prevention	26	171
IHS - HPO Sumner Men's ES	25	57
IHS - HPO Oahu Region 2 - Street Outreach	8	119
IHS - HPO Kaa`ahi Families ES	22	86
IHS - HPO Oahu Region 1 - Street Outreach	1	60
IHS - SPC Home At Last 2010	3	1405
<b>Ka Hale A Ke Ola, Inc</b>	<b>149</b>	<b>114</b>
KHAKO - HPO Westside ES	49	77
KHAKO - HPO Central ES	67	139
KHAKO - HPO Central TH	24	113
KHAKO - HPO Westside TH	9	136
<b>Kalihi Palama Health Center</b>	<b>9</b>	<b>499</b>
KPHC - HPO Oahu Region 1 - Street Outreach	5	79
KPHC - PATH Street Outreach Program	3	69
KPHC - New Beginnings S+C Program	1	3891
<b>Kauai Economic Opportunity</b>	<b>32</b>	<b>82</b>
KEO - HPO Kauai All Regions - Street Outreach	6	50
KEO - HPO Mana'olana Emergency	24	87
KEO - HPO Komohana Group Home TH	2	120
<b>Kealahou West Oahu</b>	<b>56</b>	<b>139</b>
KWO - HPO Oahu Region 7 - Street Outreach	42	111
KWO - HPO Onelau`ena Emergency Shelter	14	224
<b>Legal Aid Society of Hawaii</b>	<b>19</b>	<b>155</b>
LASH - HPO Legal Services Program	18	159
LASH - SSVF Legal Services Program	1	83
<b>Maui AIDS Foundation</b>	<b>1</b>	<b>0</b>
MAF - HOPWA Formula Permanent Housing Placement (PHP)	1	0
<b>Mental Health Kokua</b>	<b>2</b>	<b>342</b>
MHK - Safe Haven Permanent Supportive Housing	2	342
<b>Salvation Army FSO</b>	<b>4</b>	<b>367</b>
SARMY - HPO FSO RRH Homeless Prevention	3	365
SARMY - HPO FSO RRH Rapid Re-Housing	1	373
<b>Shelter of Wisdom</b>	<b>12</b>	<b>319</b>
SOW - Great Joy 1	1	227
SOW - Streams of Joy 2	4	315

**Length of Stay by Organization and Program  
Exits During May 2019**

<b>Organization/Program</b>	<b># Exits in May</b>	<b>Average Days to Exit</b>
SOW - Great Joy 3	1	13
SOW - Hearts of Joy 2	4	319
SOW - Great Joy 2	1	126
SOW - Streams of Joy 1	1	929
<b>Steadfast Housing Development Corporation</b>	<b>6</b>	<b>2812</b>
SHDC - Oahu Shelter Plus Care Program	6	2812
<b>USVETS</b>	<b>150</b>	<b>152</b>
USVETS - SSVF Priority 1 Homeless Prevention	3	64
USVETS - SSVF Priority 1 Rapid Re-housing	15	118
USVETS - BP Kauai HOPTTEL Program	3	69
USVETS - WCC ESG Rapid Re-Housing 2018	27	171
USVETS - BP HPO GPD Low Demand	6	180
USVETS - WCC HPO RRH Rapid Re-Housing	4	232
USVETS - WCC HPO Emergency Shelter	40	74
USVETS - BP HPO Oahu Region 5 - Street Outreach	3	200
USVETS - BP HPO GPD Bridge Housing	3	71
USVETS - BP Respite Beds Barbers Point	3	65
USVETS - WCC SITH	1	70
USVETS - BP Permanent Supportive Housing CoC	1	321
USVETS - BP HPO Oahu Region 3 - Street Outreach	9	3
USVETS - WCC HPO RRH Homeless Prevention	17	43
USVETS - WCC Housing First Increment II (City)	13	664
USVETS - WCC HOPTTEL	2	123
<b>Waianae Coast Comprehensive Health Center</b>	<b>37</b>	<b>232</b>
WCCHC - Homeless Outreach Program	37	232
<b>Waikiki Health</b>	<b>30</b>	<b>149</b>
WH - HPO Next Step Emergency Shelter	30	149
<b>Women In Need</b>	<b>4</b>	<b>36</b>
WIN - HPO Bridge To Success Halawa TH	4	36
<b>Grand Total</b>	<b>1226</b>	<b>175</b>



**Timeliness Report - May 2019 (Intakes)**  
**Date Range: 5/1/2019 - 5/31/2019**

Average Days Taken to Input Enrollments (clients enrolled during reporting period)			
Program Name	Program Type	Clients Enrolled	Avg Days to Input
Hawaii County VI SPDAT v2 Family	Coordinated Assessment	35	1.86
Hawaii County VI SPDAT v2 Individual	Coordinated Assessment	16	9.88
Hawaii County VI SPDAT v2 TAY	Coordinated Assessment	1	5.00
Kauai County VI SPDAT v2 Family	Coordinated Assessment	25	0.28
Kauai County VI SPDAT v2 Individual	Coordinated Assessment	16	1.56
Maui County VI SPDAT v2 Family	Coordinated Assessment	62	0.02
Maui County VI SPDAT v2 Individual	Coordinated Assessment	58	0.97
Oahu County VI SPDAT v2 Family	Coordinated Assessment	280	2.80
Oahu County VI SPDAT v2 Individual	Coordinated Assessment	189	2.26
Oahu County VI SPDAT v2 TAY	Coordinated Assessment	9	1.00
CCH - HPO Kakaako Family Assessment Center	Emergency Shelter (ES)	8	1.50
CCH - HPO Villages of Maili Family and Individual Assessment Cen	Emergency Shelter (ES)	15	5.93
FLC - HPO Ho'olanani	Emergency Shelter (ES)	11	0.18
FPH - Honolulu Family Center	Emergency Shelter (ES)	18	1.06
HOPE - HPO East Hawaii Emergency Mens Program ES	Emergency Shelter (ES)	3	8.33
HOPE - HPO Kiheipua	Emergency Shelter (ES)	3	3.33
HOPE - HPO West Hawaii Emergency Housing Program	Emergency Shelter (ES)	3	7.67
IHS - Behavioral Health ES	Emergency Shelter (ES)	6	2.67
IHS - Hale Mauliola Program (Sand Island ES)	Emergency Shelter (ES)	22	0.23
IHS - HPO Kaa`ahi Families ES	Emergency Shelter (ES)	22	1.91
IHS - HPO Kaa`ahi Women's ES	Emergency Shelter (ES)	26	0.00
IHS - HPO Sumner Men's ES	Emergency Shelter (ES)	65	1.31
IHS - TBH Medical Respite (ES)	Emergency Shelter (ES)	15	0.67
KEO - HPO Mana'olana Emergency	Emergency Shelter (ES)	18	0.00
KHAKO - HPO Central ES	Emergency Shelter (ES)	48	0.33
KHAKO - HPO Westside ES	Emergency Shelter (ES)	23	0.00
KWO - HPO Onelau`ena Emergency Shelter	Emergency Shelter (ES)	28	4.57
NPP - HPO Family Assessment Center at Hale Iki	Emergency Shelter (ES)	2	0.00
SOW - Great Joy 1	Emergency Shelter (ES)	1	16.00
SOW - Great Joy 2	Emergency Shelter (ES)	1	3.00
SOW - Great Joy 3	Emergency Shelter (ES)	1	2.00
SOW - Great Joy 4	Emergency Shelter (ES)	2	0.50
SOW - Hearts of Joy 2	Emergency Shelter (ES)	4	4.25
SOW - Streams of Joy 2	Emergency Shelter (ES)	5	4.40
USVETS - BP Ewa HOPTTEL	Emergency Shelter (ES)	2	1.00
USVETS - BP Hilo HOPTTEL Program	Emergency Shelter (ES)	2	17.50
USVETS - BP Kauai HOPTTEL Program	Emergency Shelter (ES)	2	1.00
USVETS - BP Pearl City Seniors HOPTTEL	Emergency Shelter (ES)	4	1.75
USVETS - BP Respite Beds Barbers Point	Emergency Shelter (ES)	2	0.00
USVETS - WCC HOPTTEL	Emergency Shelter (ES)	1	12.00
USVETS - WCC HPO Emergency Shelter	Emergency Shelter (ES)	68	5.07
WH - HPO Next Step Emergency Shelter	Emergency Shelter (ES)	28	6.18
ASI - HPO RRH Homeless Prevention	Homelessness Prevention	13	0.00
CCH - HPO HPP Homeless Prevention	Homelessness Prevention	45	0.60
CCH - HPO SHEG NI Homelessness Prevention	Homelessness Prevention	17	0.88
CCH - HPO SHEG Oahu Homelessness Prevention	Homelessness Prevention	34	0.26
CCH - SSVF Priority 1 Homeless Prevention	Homelessness Prevention	7	0.86
FLC - HPO HPP Maui Homelessness Prevention	Homelessness Prevention	6	0.00
FLC - HPO RRH Homeless Prevention	Homelessness Prevention	19	2.11
GHP - ESG Homeless Prevention	Homelessness Prevention	4	5.75
HOPE - HPO RRH Homeless Prevention	Homelessness Prevention	8	14.50
IHS - HPO HPP Homelessness Prevention	Homelessness Prevention	67	7.63
IHS - HPO RRH Homeless Prevention	Homelessness Prevention	46	0.11
MAF - HOPWA Formula STRMU	Homelessness Prevention	1	0.00



**Timeliness Report - May 2019 (Intakes)**  
**Date Range: 5/1/2019 - 5/31/2019**

Average Days Taken to Input Enrollments (clients enrolled during reporting period)			
Program Name	Program Type	Clients Enrolled	Avg Days to Input
USVETS - SSVF Priority 1 Homeless Prevention	Homelessness Prevention	11	5.91
USVETS - WCC HPO RRH Homeless Prevention	Homelessness Prevention	66	4.03
CCH - City HF Increment III	PH - Permanent Supportive Housing	15	0.00
CCH - HPO NI Housing First (Kauai)	PH - Permanent Supportive Housing	1	0.00
CCH - HPO Villages of Maili Bridge Housing	PH - Permanent Supportive Housing	4	13.75
FLC - HPO NI Housing First	PH - Permanent Supportive Housing	8	4.63
FLC - S+C 1	PH - Permanent Supportive Housing	2	5.00
HOPE - HPO NI Housing First	PH - Permanent Supportive Housing	3	8.00
IHS - SPC Home At Last 2010	PH - Permanent Supportive Housing	1	0.00
MHK - Safe Haven Permanent Supportive Housing	PH - Permanent Supportive Housing	1	1.00
SHDC - Ekolu Group Homes Ahukini (Oahu)	PH - Permanent Supportive Housing	1	0.00
SHDC - Kaulana CoC Funded (Maui)	PH - Permanent Supportive Housing	1	1.00
USVETS - BP HPO Housing First PSH	PH - Permanent Supportive Housing	4	24.00
USVETS - BP Leeward PSH	PH - Permanent Supportive Housing	1	4.00
CCH - HPO HPP Rapid Re-housing	PH - Rapid Re-Housing	28	0.54
CCH - HPO RRH Rapid Re-Housing (Kauai)	PH - Rapid Re-Housing	1	7.00
CCH - HPO SHEG NI Rapid Rehousing	PH - Rapid Re-Housing	6	0.50
CCH - HPO SHEG Oahu Rapid Re-Housing	PH - Rapid Re-Housing	15	0.33
CCH - SSVF Priority 1 Rapid Rehousing	PH - Rapid Re-Housing	5	1.60
FLC - HPO RRH Rapid Re-Housing	PH - Rapid Re-Housing	18	6.50
GHP - ESG Rapid Re-Housing	PH - Rapid Re-Housing	7	8.71
HCAP - HPO RRH Rapid Re-Housing	PH - Rapid Re-Housing	4	0.50
HOPE - ESG Rapid Re-housing	PH - Rapid Re-Housing	1	8.00
HOPE - HPO HPP Rapid Re-housing	PH - Rapid Re-Housing	1	0.00
HOPE - HPO RRH Rapid Re-Housing	PH - Rapid Re-Housing	22	8.23
IHS - ESG Rapid Re-housing	PH - Rapid Re-Housing	16	1.31
IHS - HPO HPP Rapid Re-housing	PH - Rapid Re-Housing	28	6.93
IHS - HPO RRH Rapid Re-Housing	PH - Rapid Re-Housing	7	0.00
SARMY - HPO FSO RRH Rapid Re-Housing	PH - Rapid Re-Housing	1	7.00
USVETS - SSVF Priority 1 Rapid Re-housing	PH - Rapid Re-Housing	33	7.79
USVETS - WCC HPO RRH Rapid Re-Housing	PH - Rapid Re-Housing	4	2.00
USVETS - BP HPO GPD Low Demand	Safe Haven (SH)	6	0.17
LASH - HPO Legal Services Program	Services Only	32	0.00
MAF - HOPWA Formula Permanent Housing Placement (PHP)	Services Only	1	0.00
MHK - Punawai Rest Stop	Services Only	10	0.80
ALEA - Street Outreach Program	Street Outreach	5	12.60
FLC - HPO Maui Regions 1, 2, 3, 6 - Street Outreach	Street Outreach	52	0.81
FLC - HPO Maui Regions 4, 5 - Street Outreach	Street Outreach	35	1.20
HHHRC - Outreach	Street Outreach	1	0.00
HOPE - HPO Hawaii Regions 1, 8, 9, 10 - Street Outreach	Street Outreach	3	15.33
HOPE - HPO Hawaii Regions 2, 3, 4, 5, 6, 7 - Street Outreach	Street Outreach	8	1.38
HOPE - PATH Street Outreach Program	Street Outreach	1	6.00
IHS - HPO Oahu Region 1 - Street Outreach	Street Outreach	1	1.00
IHS - HPO Oahu Region 2 - Street Outreach	Street Outreach	34	0.06
IHS - HPO Oahu Region 4 - Street Outreach	Street Outreach	12	0.33
IHS - HPO Oahu Region 6 - Street Outreach	Street Outreach	1	0.00
KEO - HPO Kauai All Regions - Street Outreach	Street Outreach	30	1.57
KPHC - HPO Oahu Region 1 - Street Outreach	Street Outreach	3	0.67
KPHC - PATH Street Outreach Program	Street Outreach	9	2.78
KWO - HPO Oahu Region 7 - Street Outreach	Street Outreach	106	2.25
LASH - SSVF Legal Services Program	Street Outreach	1	0.00
MHK - Oahu Activity Center Homeless Outreach Program	Street Outreach	8	0.00
USVETS - BP HPO Oahu Region 3 - Street Outreach	Street Outreach	25	1.24

**Timeliness Report - May 2019 (Intakes)**  
**Date Range: 5/1/2019 - 5/31/2019**

Average Days Taken to Input Enrollments (clients enrolled during reporting period)			
Program Name	Program Type	Clients Enrolled	Avg Days to Input
USVETS - BP HPO Oahu Region 5 - Street Outreach	Street Outreach	2	1.00
WCCHC - Homeless Outreach Program	Street Outreach	17	13.65
ASI - HPO Ohana Ola O Kahumana	Transitional Housing (TH)	35	5.37
CCH - HPO Ma'ili Land Transitional Housing	Transitional Housing (TH)	18	0.22
GHP - HPO Community Residential Program TH	Transitional Housing (TH)	1	0.00
HAP - Na Kahua Hale O Ulu Wini	Transitional Housing (TH)	2	0.00
HCAP - HPO Kumuhonua	Transitional Housing (TH)	3	0.33
HNO - HPO Weinberg Village Waimanalo	Transitional Housing (TH)	14	0.71
HSI - HPO Kulaokahua Apts (TH for the Elderly)	Transitional Housing (TH)	1	1.00
HSI - HPO Na Kolea Rooming House	Transitional Housing (TH)	3	0.00
KEO - HPO Komohana Group Home TH	Transitional Housing (TH)	1	2.00
KEO - HPO Mana'olana Transitional Housing	Transitional Housing (TH)	3	1.00
KHAKO - HPO Central TH	Transitional Housing (TH)	29	1.86
KHAKO - HPO Westside TH	Transitional Housing (TH)	32	1.53
KWO - HPO Onemalu Transitional Housing	Transitional Housing (TH)	13	0.00
USVETS - BP HPO GPD Bridge Housing	Transitional Housing (TH)	6	0.83
USVETS - BP SITH	Transitional Housing (TH)	1	0.00
USVETS - WCC SITH	Transitional Housing (TH)	4	0.00
WIN - HPO Bridge To Success Halawa TH	Transitional Housing (TH)	4	8.50
WIN - HPO Family House Aiea TH	Transitional Housing (TH)	1	0.00
Aggregates		<b>2307</b>	<b>2.61</b>

**Timeliness Report - May 2019 (Exits)**

**Date Range: 5/1/2019 - 5/31/2019**

Average Days Taken to Exit Enrollments (clients exited during reporting period)			
Program Name	Program Type	Total Exited Clients	Avg Days to Exit
Hawaii County VI SPDAT v2 Family	Coordinated Assessment	27	6.50
Hawaii County VI SPDAT v2 Individual	Coordinated Assessment	30	5.00
Kauai County VI SPDAT v2 Family	Coordinated Assessment	4	1.00
Kauai County VI SPDAT v2 Individual	Coordinated Assessment	6	0.06
Maui County VI SPDAT v2 Family	Coordinated Assessment	53	1.53
Maui County VI SPDAT v2 Individual	Coordinated Assessment	47	0.67
Oahu County VI SPDAT v2 Family	Coordinated Assessment	77	4.57
Oahu County VI SPDAT v2 Individual	Coordinated Assessment	57	0.00
CCH - HPO Kakaako Family Assessment Center	Emergency Shelter (ES)	12	0.54
CCH - HPO Villages of Maili Family and Individual Assessment Center	Emergency Shelter (ES)	28	0.26
FLC - HPO Ho'olanani	Emergency Shelter (ES)	13	5.93
FPH - Honolulu Family Center	Emergency Shelter (ES)	9	0.00
HOPE - HPO East Hawaii Emergency Mens Program ES	Emergency Shelter (ES)	4	0.00
HOPE - HPO Kiheipua	Emergency Shelter (ES)	14	0.33
HOPE - HPO West Hawaii Emergency Housing Program	Emergency Shelter (ES)	6	0.71
IHS - Behavioral Health ES	Emergency Shelter (ES)	7	3.33
IHS - Hale Mauliola Program (Sand Island ES)	Emergency Shelter (ES)	21	14.50
IHS - HPO Kaa`ahi Families ES	Emergency Shelter (ES)	22	8.23
IHS - HPO Kaa`ahi Women's ES	Emergency Shelter (ES)	21	6.00
IHS - HPO Sumner Men's ES	Emergency Shelter (ES)	26	0.23
IHS - TBH Medical Respite (ES)	Emergency Shelter (ES)	10	0.00
KEO - HPO Mana'olana Emergency	Emergency Shelter (ES)	24	0.11
KHAKO - HPO Central ES	Emergency Shelter (ES)	70	0.00
KHAKO - HPO Westside ES	Emergency Shelter (ES)	50	0.00
KWO - HPO Onelau`ena Emergency Shelter	Emergency Shelter (ES)	14	1.00
SOW - Great Joy 1	Emergency Shelter (ES)	1	0.00
SOW - Great Joy 2	Emergency Shelter (ES)	1	0.02
SOW - Great Joy 3	Emergency Shelter (ES)	1	0.97
SOW - Hearts of Joy 2	Emergency Shelter (ES)	4	0.00
SOW - Streams of Joy 1	Emergency Shelter (ES)	1	0.80
SOW - Streams of Joy 2	Emergency Shelter (ES)	4	1.00
USVETS - BP Ewa HOPTEL	Emergency Shelter (ES)	1	0.00
USVETS - BP Kauai HOPTEL Program	Emergency Shelter (ES)	3	0.00
USVETS - BP Respite Beds Barbers Point	Emergency Shelter (ES)	4	16.00
USVETS - WCC HOPTEL	Emergency Shelter (ES)	4	4.40
USVETS - WCC HPO Emergency Shelter	Emergency Shelter (ES)	39	17.50
WH - HPO Next Step Emergency Shelter	Emergency Shelter (ES)	31	1.00
CCH - HPO HPP Homeless Prevention	Homelessness Prevention	145	0.00
CCH - HPO SHEG NI Homelessness Prevention	Homelessness Prevention	29	0.00
CCH - HPO SHEG Oahu Homelessness Prevention	Homelessness Prevention	13	0.88
CCH - SSVF Priority 1 Homeless Prevention	Homelessness Prevention	5	0.33
HCAP - HPO RRH Homeless Prevention	Homelessness Prevention	2	5.75
HOPE - ESG Homelessness Prevention	Homelessness Prevention	1	0.00
HOPE - HPO RRH Homeless Prevention	Homelessness Prevention	9	0.00
IHS - HPO HPP Homelessness Prevention	Homelessness Prevention	26	7.67
IHS - HPO RRH Homeless Prevention	Homelessness Prevention	34	1.31
SARMY - HPO FSO RRH Homeless Prevention	Homelessness Prevention	3	0.00
USVETS - SSVF Priority 1 Homeless Prevention	Homelessness Prevention	4	2.00

**Timeliness Report - May 2019 (Exits)**

**Date Range: 5/1/2019 - 5/31/2019**

Average Days Taken to Exit Enrollments (clients exited during reporting period)			
Program Name	Program Type	Total Exited Clients	Avg Days to Exit
USVETS - WCC HPO RRH Homeless Prevention	Homelessness Prevention	17	0.83
CCH - City HF Increment III	PH - Permanent Supportive Housing	7	0.00
CCH - HPO NI Housing First (Kauai)	PH - Permanent Supportive Housing	2	0.22
FLC - S+C 3	PH - Permanent Supportive Housing	1	0.18
HOPE - HPO NI Housing First	PH - Permanent Supportive Housing	1	0.50
HOPE - Kukui S+C Program	PH - Permanent Supportive Housing	3	8.00
IHS - City FY15 Housing First PSH	PH - Permanent Supportive Housing	5	8.00
IHS - SPC Home At Last 2010	PH - Permanent Supportive Housing	2	7.63
IHS - SPC No Place Like Home	PH - Permanent Supportive Housing	1	6.93
KPHC - New Beginnings S+C Program	PH - Permanent Supportive Housing	1	1.57
MHK - Safe Haven Permanent Supportive Housing	PH - Permanent Supportive Housing	2	2.25
SHDC - Oahu Shelter Plus Care Program	PH - Permanent Supportive Housing	9	0.00
USVETS - BP Permanent Supportive Housing CoC	PH - Permanent Supportive Housing	1	1.00
USVETS - WCC Housing First Increment II (City)	PH - Permanent Supportive Housing	15	1.00
CCH - HPO HPP Rapid Re-housing	PH - Rapid Re-Housing	13	0.60
CCH - HPO SHEG NI Rapid Rehousing	PH - Rapid Re-Housing	6	7.00
CCH - HPO SHEG Oahu Rapid Re-Housing	PH - Rapid Re-Housing	11	0.50
CCH - SSVF Priority 1 Rapid Rehousing	PH - Rapid Re-Housing	11	13.75
GHP - ESG Rapid Re-Housing	PH - Rapid Re-Housing	2	0.81
HOPE - HPO HPP Rapid Re-housing	PH - Rapid Re-Housing	35	5.00
IHS - New Youth Rapid Re-Housing 2016 (NYRRH 2016)	PH - Rapid Re-Housing	1	1.91
SARMY - HPO FSO RRH Rapid Re-Housing	PH - Rapid Re-Housing	1	0.00
USVETS - SSVF Oahu Rapid Re-housing	PH - Rapid Re-Housing	1	3.00
USVETS - SSVF Priority 1 Rapid Re-housing	PH - Rapid Re-Housing	15	0.50
USVETS - WCC ESG Rapid Re-Housing 2018	PH - Rapid Re-Housing	28	4.25
USVETS - WCC HPO RRH Rapid Re-Housing	PH - Rapid Re-Housing	4	0.17
USVETS - BP HPO GPD Low Demand	Safe Haven (SH)	8	2.26
LASH - HPO Legal Services Program	Services Only	33	0.33
MAF - HOPWA Formula Permanent Housing Placement (PHP)	Services Only	1	0.00
ALEA - Street Outreach Program	Street Outreach	3	12.60
FLC - HPO Maui Regions 1, 2, 3, 6 - Street Outreach	Street Outreach	28	0.86
FLC - HPO Maui Regions 4, 5 - Street Outreach	Street Outreach	34	1.60
HOPE - HPO Hawaii Regions 1, 8, 9, 10 - Street Outreach	Street Outreach	2	1.86
HOPE - HPO Hawaii Regions 2, 3, 4, 5, 6, 7 - Street Outreach	Street Outreach	9	9.88
HOPE - PATH Street Outreach Program	Street Outreach	1	8.33
IHS - HPO Oahu Region 1 - Street Outreach	Street Outreach	11	1.00
IHS - HPO Oahu Region 2 - Street Outreach	Street Outreach	34	0.00
IHS - HPO Oahu Region 4 - Street Outreach	Street Outreach	1	2.67
KEO - HPO Kauai All Regions - Street Outreach	Street Outreach	17	0.33
KPHC - HPO Oahu Region 1 - Street Outreach	Street Outreach	9	0.28
KPHC - HPO Oahu Region 6 - Street Outreach	Street Outreach	3	1.56
KPHC - PATH Street Outreach Program	Street Outreach	5	2.00
KWO - HPO Oahu Region 7 - Street Outreach	Street Outreach	52	0.00
LASH - SSVF Legal Services Program	Street Outreach	1	1.86
MHK - Oahu Activity Center Homeless Outreach Program	Street Outreach	9	2.78
USVETS - BP HPO Oahu Region 3 - Street Outreach	Street Outreach	25	1.00
USVETS - BP HPO Oahu Region 5 - Street Outreach	Street Outreach	13	7.00
WCCHC - Homeless Outreach Program	Street Outreach	59	1.24
ASI - HPO Ohana Ola O Kahumana	Transitional Housing (TH)	21	5.37

**Timeliness Report - May 2019 (Exits)**

**Date Range: 5/1/2019 - 5/31/2019**

Average Days Taken to Exit Enrollments (clients exited during reporting period)			
Program Name	Program Type	Total Exited Clients	Avg Days to Exit
CCH - HPO Ma'ili Land Transitional Housing	Transitional Housing (TH)	19	1.50
GHP - HOPWA Gregory House (Competitive TH)	Transitional Housing (TH)	2	1.20
GHP - HPO Community Residential Program TH	Transitional Housing (TH)	2	4.63
HAP - Na Kahua Hale O Ulu Wini	Transitional Housing (TH)	4	2.11
HCAP - HPO Kumuhonua	Transitional Housing (TH)	10	1.06
HNO - HPO Weinberg Village Waimanalo	Transitional Housing (TH)	18	8.71
HOPE - Wilder House	Transitional Housing (TH)	1	15.33
HSI - HPO Kulaokahua Apts (TH for the Elderly)	Transitional Housing (TH)	2	1.38
HSI - HPO Na Kolea Rooming House	Transitional Housing (TH)	3	0.00
KEO - HPO Komohana Group Home TH	Transitional Housing (TH)	2	0.00
KHAKO - HPO Central TH	Transitional Housing (TH)	23	1.31
KHAKO - HPO Westside TH	Transitional Housing (TH)	9	0.67
USVETS - BP HPO GPD Bridge Housing	Transitional Housing (TH)	4	2.80
USVETS - WCC SITH	Transitional Housing (TH)	1	24.00
WIN - HPO Bridge To Success Halawa TH	Transitional Housing (TH)	4	1.00
<b>Aggregates</b>		<b>1695</b>	<b>1.75</b>