

From: Carlos Peraro, Ka Mana O Na Helu
To: Harold Brackeen, State of Hawaii, Homeless Programs Administrator
Brandee Menino, BTG Chair; Laura Thielen, PIC
Date: July 18, 2019
Re: June 2019 HMIS Monitoring Reports

Attached for your review and dissemination to Continuum agencies is the June 2019 HMIS monitoring report. Below are brief highlights from the attached reports.

- 1) End of month, June 2019 Census summary by Continuum and Statewide (pp. 2-8)
 - The Statewide census for emergency and transitional programs increased slightly in June 2019 (2,607), compared to May 2019 (2,596), with an increase in emergency programs for both Oahu and Neighbor Islands, an increase in transitional programs for neighbor islands, but a decrease in transitional programs for Neighbor Islands.
 - The total “vacant beds” compared to the HIC bed capacity was 562 (ES and TH) and 620 (PSH). This is an increase for PH, but a decrease for ES and TH compared to last month. HIC openings can also vary depending on differences in household size.
 - 43 programs on Oahu and 23 programs on the Neighbor Islands had utilization rates of less than 85% or greater than 110%. These programs are marked in red.
 - Statewide active outreach clients totaled 1,199 (771 on Oahu and 428 on the Neighbor Islands).
- 2) Consent report for June 2019 (pp. 9-19)
 - VI-SPDAT Assessments: Consent to share data rates for Neighbor Islands and Oahu programs were 98% and 93% respectively; (May’s rates: 95% and 93% respectively). (bottom page 9)
 - By Name List: Consent to share data rates as of the 7/04/19, BNL cut was 96% statewide – one percentage point decrease from the May 2019 report. June rates included: Oahu Families (86%) and Singles (99%). Neighbor Island family and singles rates ranged from 85% (Kauai Families) to 100% (Kauai and Maui Singles). (page 10).
 - For adult program intakes entered in June 2019 (n=936), the statewide consent to share was 96%, the same rate as the May 2019 report, and a sustained improvement from August 2017 (55%).
 - Five programs (pp. 11-14) had consent rates below 80% (June Intakes) - highlighted in RED.
- 3) Length of Stay by Agency and Program for clients exiting during June 2019 (pp. 20-23)
 - The average LOS over all programs was 157 days (representing 1,223 exits), a decrease compared to May 2019 (175 days). If the 33 permanent supportive housing programs exits are omitted, the average LOS was 13 days.
 - Overall, emergency shelter and homeless prevention programs’ LOS were the shortest (90 and 95 days). PSH and Transitional Housing LOS were the longest (994 and 289 days).
 - By County, Kauai (222 days) and Oahu (174 days) averaged the longest LOS, followed by Hawaii (104 days) and Maui (85 days). Of note is that the average includes PH projects, which heavily skew this statistic.
 - Emergency Shelter LOS ranged from 72 days on Maui to 144 days on Kauai. In May, ES LOS ranged from 85 days (Kauai) to 102 days (Oahu).
- 4) Timeliness (entries and exits) during June 2019 (pp. 24-29)
 - Intake Timeliness was 2.45 average days, a slight decrease compared to 2.61 average days in May.
 - 29 programs (highlighted in RED) averaged more than 3 days to enter intakes.
 - Exit timeliness increased to 2.68 average days compared to 1.75 days in May.
 - 35 programs (highlighted in RED) averaged more than 3 days to enter exits.

HMIS Census Report - June 2019
Oahu and Neighbor Islands - HIC Facilities

Summary of Monthly HMIS Shelter Census Counts

July 2018 - June 2019

Highlights indicate that corrections were made .
 Errors were found in the January reports.

HI-501 Oahu Census Summary

	Emerg	Trans	Total HUD Homeless	HIC Openings	PH	HIC Openings	Veterans ES/TH
July 31, 2018	1109	1199	2308	322	1088	123	227
August 31, 2018	1165	1117	2282	369	1100	238	234
September 30, 2018	1143	995	2138	242	1107	236	233
October 31, 2018	1009	785	1794	435	1102	224	158
November 30, 2018	981	801	1782	439	1100	226	162
December 31, 2018	1000	820	1820	402	1117	209	169
January 31, 2019	903	835	1738	492	1110	220	163
February 28, 2019	956	859	1815	442	1108	225	178
March 31, 2019	1048	862	1910	454	1096	310	179
April 30, 2019	1101	849	1950	424	1104	384	165
May 31, 2019	1158	867	2025	382	1090	397	174
June 30, 2019	1187	808	1995	383	1050	414	142

HI-500 Balance of State Census Summary

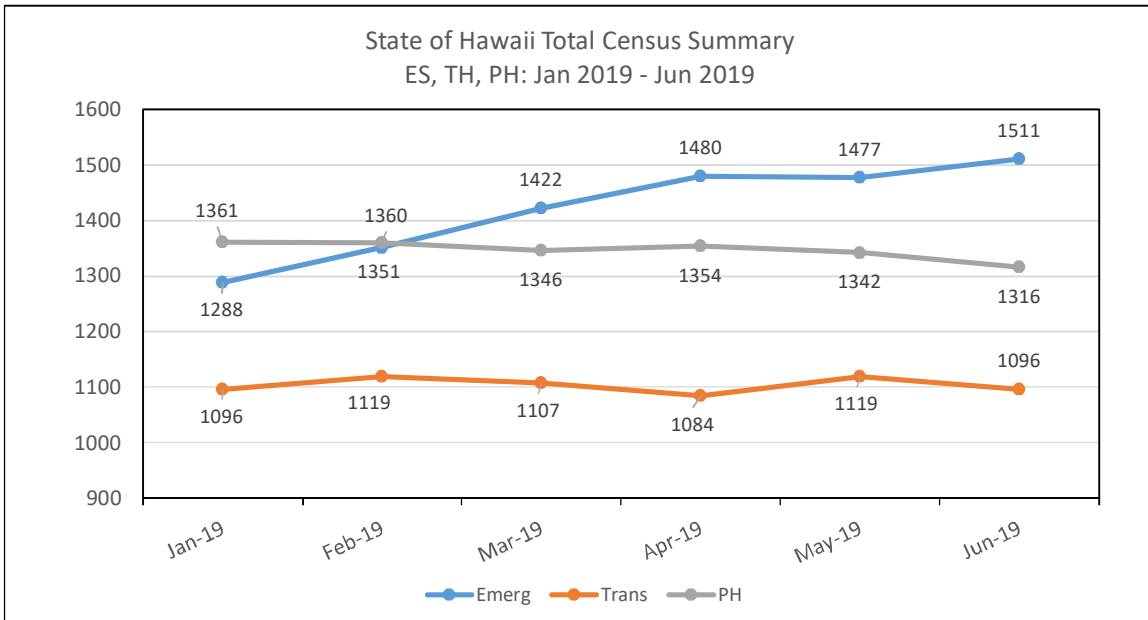
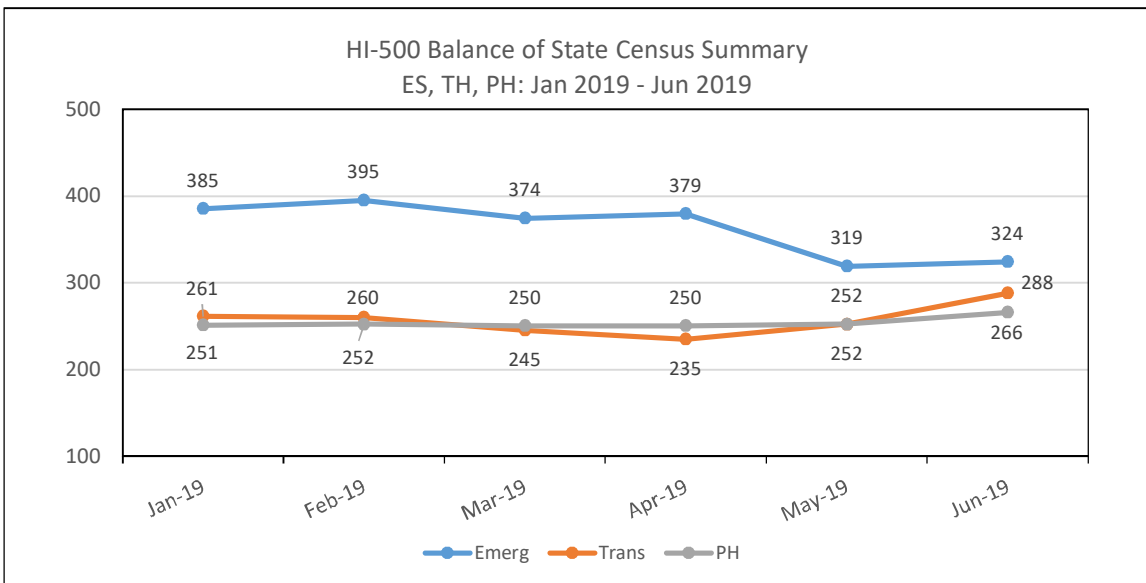
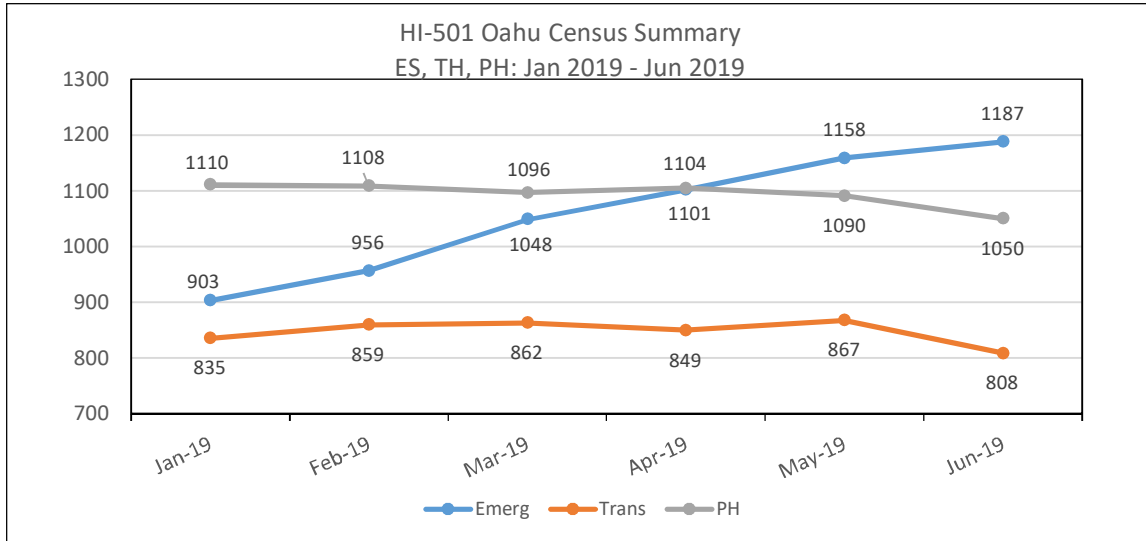
	Emerg	Trans	Total HUD Homeless	HIC Openings	PH	HIC Openings	Veterans ES/TH
July 31, 2018	535	203	738	99	333	117	30
August 31, 2018	557	186	743	105	335	113	26
September 30, 2018	547	188	735	101	327	121	28
October 31, 2018	423	201	624	131	266	180	26
November 30, 2018	441	260	701	75	260	188	24
December 31, 2018	415	257	672	89	251	199	21
January 31, 2019	385	261	646	100	251	202	23
February 28, 2019	395	260	655	96	252	170	28
March 31, 2019	374	245	619	128	250	172	25
April 30, 2019	379	235	614	126	250	195	22
May 31, 2019	319	252	571	198	252	217	25
June 30, 2019	324	288	612	179	266	206	26

State of Hawaii Total Census Summary

	Emerg	Trans	Total HUD Homeless	HIC Openings	PH	HIC Openings	Veterans ES/TH
July 31, 2018	1644	1402	3046	421	1421	240	257
August 31, 2018	1722	1303	3025	474	1435	351	260
September 30, 2018	1690	1183	2873	343	1434	357	261
October 31, 2018	1432	986	2418	566	1368	404	184
November 30, 2018	1422	1061	2483	514	1360	414	186
December 31, 2018	1415	1077	2492	491	1368	408	190
January 31, 2019	1288	1096	2384	592	1361	422	186
February 28, 2019	1351	1119	2470	538	1360	395	206
March 31, 2019	1422	1107	2529	582	1346	482	204
April 30, 2019	1480	1084	2564	550	1354	579	187
May 31, 2019	1477	1119	2596	580	1342	614	199
June 30, 2019	1511	1096	2607	562	1316	620	168

HMIS Census Report - June 2019 Oahu and Neighbor Islands - HIC Facilities

Summary of Monthly HMIS Shelter Census Counts



HMIS Census Report - June 2019
Oahu and Neighbor Islands - HIC Facilities

Proj. Type	Organization Name	Project Name	HIC Beds	Census on 6/30/19	% HIC Beds	Technical Openings	Veterans
ES	Child and Family Service	CFS - Honolulu Shelter	49	SP	NR	NR	SP
ES	Child and Family Service	CFS - Leeward Shelter	27	SP	NR	NR	SP
ES	Catholic Charities Hawaii	CCH - HPO Kakaako Family Assessment Center	50	36	72%	14	0
ES	Catholic Charities Hawaii	CCH - HPO Villages of Maili Family and Individual Assessment Ce	120	101	84%	19	0
ES	Family Promise of Hawaii	FPH - Honolulu Family Center	14	15	107%	0	0
ES	Family Promise of Hawaii	FPH - Windward Family Center	14	6	43%	8	0
ES	Hale Kipa Inc.	HKIPA - Boys Shelter BCP ES	8	0	0%	8	0
ES	Hale Kipa Inc.	HKIPA - Girls Shelter BCP ES	8	5	63%	3	0
ES	IHS Institute for Human Services	IHS - Behavioral Health ES	10	11	110%	0	1
ES	IHS Institute for Human Services	IHS - Hale Mauiola Program (Sand Island ES)	85	104	122%	0	4
ES	IHS Institute for Human Services	IHS - HPO Kaa`ahi Families ES	100	90	90%	10	0
ES	IHS Institute for Human Services	IHS - HPO Kaa`ahi Women's ES	68	70	103%	0	1
ES	IHS Institute for Human Services	IHS - HPO Sumner Men's ES	166	171	103%	0	26
ES	IHS Institute for Human Services	IHS - TBH Medical Respite (ES)	16	25	156%	0	1
ES	Kealahou West Oahu	KWO - HPO Onelau`ena Emergency Shelter	244	195	80%	49	5
ES	Residential Youth Services & Empowerme	RYSE	12	33	275%	0	0
ES	Parents and Children Together	PACT - Ohia Shelter	21	SP	NR	NR	SP
ES	Shelter of Wisdom	SOW - Great Joy 1	8	4	50%	4	0
ES	Shelter of Wisdom	SOW - Great Joy 2	9	7	78%	2	2
ES	Shelter of Wisdom	SOW - Great Joy 3	10	6	60%	4	0
ES	Shelter of Wisdom	SOW - Great Joy 4	6	6	100%	0	0
ES	Shelter of Wisdom	SOW - Hearts of Joy 2	13	13	100%	0	0
ES	Shelter of Wisdom	SOW - Streams of Joy 1	6	5	83%	1	0
ES	Shelter of Wisdom	SOW - Streams of Joy 2	10	13	130%	0	1
ES	U.S. Veterans Initiative	USVETS - BP Ewa HOPTTEL	5	2	40%	3	2
ES	U.S. Veterans Initiative	USVETS - BP Pearl City HOPTTEL	5	0	0%	5	0
ES	U.S. Veterans Initiative	USVETS - BP Pearl City Seniors HOPTTEL	5	5	100%	0	5
ES	U.S. Veterans Initiative	USVETS - BP Respite Beds Barbers Point	10	10	100%	0	10
ES	U.S. Veterans Initiative	USVETS - WCC HOPTTEL	5	2	40%	3	2
ES	U.S. Veterans Initiative	USVETS - WCC HPO Emergency Shelter	191	139	73%	52	8
ES	Waikiki Health Center	WH - HPO Next Step Emergency Shelter	135	113	84%	22	5
ES	Windward Spouse Abuse Shelter	WSAS - Hale Ola	18	SP	NR	NR	NR
Subtotal Emergency Shelter			1333	1187	89%	207	73
TH	Alternative Structures Int't	ASI - Ohana Ola O Kahumana	222	239	108%	0	0
TH	Catholic Charities Hawaii	CCH - HPO Ma'ili Land Transitional Housing	54	53	98%	1	0
TH	Child and Family Service	CFS - Transitional Apartments (Honolulu and Leeward)	46	NR	NR	NR	NR
TH	Gregory House Programs	GHP - HOPWA Gregory House (Competitive TH)	15	13	87%	2	1
TH	Gregory House Programs	GHP - HPO Community Residential Program TH	11	7	64%	4	2
TH	Honolulu Community Action Prog	HCAP - HPO Kumuhonua	68	60	88%	8	2
TH	Hale Kipa Inc.	HKIPA - HPO Maka`aloa Men's TLP	4	2	50%	2	0
TH	Ho`omau Ke Ola	HKO - Lahilahi	10	7	70%	3	0
TH	Holomua Na`Ohana	HNO - HPO Weinberg Village Waimanalo	125	86	69%	39	0
TH	Housing Solutions Inc.	HSI - HPO Kulaokahua Apts (TH for the Elderly)	31	27	87%	4	3
TH	Housing Solutions Inc.	HSI - HPO Na Kolea Rooming House	64	57	89%	7	3
TH	Kealahou West Oahu	KWO - HPO Onemalu Transitional Housing	190	141	74%	49	2
TH	Parents and Children Together	PACT - Lehua	8	NR	NR	NR	NR
TH	The Salvation Army	SARMY - FSO Pathway of Hope Transitional Housing	24	8	33%	16	0
TH	The Salvation Army ATS	SARMY - Ka Ohu Hou O Manoa FTS	30	19	63%	11	0
TH	Steadfast Housing Dev Corp	SHDC - HPO Hale Ulu Pono TH	10	5	50%	5	1
TH	U.S. Veterans Initiative	USVETS - BP HPO GPD Bridge Housing	36	30	83%	6	3
TH	U.S. Veterans Initiative	USVETS - BP HPO GPD Clinical Treatment	12	15	125%	0	30
TH	U.S. Veterans Initiative	USVETS - BP SITH	3	3	100%	0	15
TH	U.S. Veterans Initiative	USVETS - WCC SITH	5	8	160%	0	7
TH	Windward Spouse Abuse Shelter	WSAS - Imua	1	NR	NR	NR	NR
TH	Women in Need	WIN - Bridge To Success Halawa TH	27	17	63%	10	0
TH	Women in Need	WIN - Family House Aiea TH	20	11	55%	9	0
Subtotal Transitional Housing			965	808	84%	176	69
PSH	Alternative Structures Int't	ASI - Leeward CoC PSH	54	51	94%	3	0
PSH	Catholic Charities Hawaii	CCH - City HF Increment III	130	66	51%	64	4
PSH	Catholic Charities Hawaii	CCH - HPO Villages of Maili Bridge Housing	75	4	5%	71	1
PSH	Gregory House Programs	GHP - HOPWA Formula - PSH TBRA	33	26	79%	7	6

HMIS Census Report - June 2019
Oahu and Neighbor Islands - HIC Facilities

Proj. Type	Organization Name	Project Name	HIC Beds	Census on 6/30/19	% HIC Beds	Technical Openings	Veterans
PSH	Gregory House Programs	GHP - HOPWA SPNS - Competitive PSH TBRA	48	39	81%	9	3
PSH	IHS Institute for Human Services	IHS - City FY15 Housing First PSH	177	140	79%	37	3
PSH	IHS Institute for Human Services	IHS - New PSH 2013 (CoC Funded)	34	17	50%	17	0
PSH	IHS Institute for Human Services	IHS - SPC Home At Last 2010	94	87	93%	7	12
PSH	IHS Institute for Human Services	IHS - SPC Home Sweet Home II	18	12	67%	6	0
PSH	IHS Institute for Human Services	IHS - SPC No Place Like Home	18	11	61%	7	1
PSH	Kalihi-Palama Health Center	KPHC - New Beginnings S+C Program	181	160	88%	21	7
PSH	Mental Health Kokua	MHK - Safe Haven Permanent Supportive Housing	25	23	92%	2	2
PSH	Steadfast Housing Dev Corp	SHDC - Ekolu Group Homes Ahukini (Oahu)	5	4	80%	1	0
PSH	Steadfast Housing Dev Corp	SHDC - Ekolu Group Homes Kaukama (Oahu)	5	3	60%	2	0
PSH	Steadfast Housing Dev Corp	SHDC - Ekolu Group Homes Komo Mai (Oahu)	5	4	80%	1	0
PSH	Steadfast Housing Dev Corp	SHDC - Kalaeloa (Headway House) CoC Funded (Oahu)	40	27	68%	13	2
PSH	Steadfast Housing Dev Corp	SHDC - Oahu Shelter Plus Care Program	152	136	89%	16	5
PSH	U.S. Veterans Initiative	USVETS - BP HPO Housing First PSH	95	102	107%	0	28
PSH	U.S. Veterans Initiative	USVETS - BP Leeward PSH	116	19	16%	97	1
PSH	U.S. Veterans Initiative	USVETS - BP PH2 CHAMPS VET FAMILIES	30	29	97%	1	16
PSH	U.S. Veterans Initiative	USVETS - WCC Housing First Increment II (City)	122	90	74%	32	6
	Subtotal Permanent Housing		1457	1050	72%	414	97
RRH	ALEA Bridge	ALEA - ESG Rapid Rehousing	NA	5	NA	NA	0
RRH	Alternative Structures Int't	ASI - ESG Rapid Re-Housing	NA	28	NA	NA	0
RRH	Alternative Structures Int't	ASI - HPO RRH Rapid ReHousing	NA	51	NA	NA	0
RRH	Catholic Charities Hawaii	CCH - HPO HPP Rapid Re-housing	NA	59	NA	NA	0
RRH	Catholic Charities Hawaii	CCH - HPO SHEG Oahu Rapid Re-Housing	NA	42	NA	NA	1
RRH	Catholic Charities Hawaii	CCH - SSVF Priority 1 Rapid Rehousing	NA	17	NA	NA	15
RRH	Gregory House Programs	GHP - ESG Rapid Re-Housing	NA	22	NA	NA	0
RRH	Honolulu Community Action Prog	HCAP - HPO RRH Rapid Re-Housing	NA	66	NA	NA	4
RRH	IHS Institute for Human Services	IHS - ESG Rapid Re-housing	NA	128	NA	NA	2
RRH	IHS Institute for Human Services	IHS - HOMES Clean & Sober	NA	25	NA	NA	2
RRH	IHS Institute for Human Services	IHS - HPO HPP Rapid Re-housing	NA	116	NA	NA	0
RRH	IHS Institute for Human Services	IHS - HPO RRH Rapid Re-Housing	NA	59	NA	NA	0
RRH	IHS Institute for Human Services	IHS - New Youth Rapid Re-Housing 2016 (NYRRH 2016)	NA	35	NA	NA	2
RRH	Kalihi-Palama Health Center	KPHC - ESG Rapid Re-housing	NA	49	NA	NA	3
RRH	The Salvation Army	SARMY - HPO FSO RRH Rapid Re-Housing	NA	91	NA	NA	0
RRH	U.S. Veterans Initiative	USVETS - SSVF Priority 1 Rapid Re-housing	NA	97	NA	NA	83
RRH	U.S. Veterans Initiative	USVETS - WCC ESG Rapid Re-Housing 2017	NA	1	NA	NA	0
RRH	U.S. Veterans Initiative	USVETS - WCC HPO RRH Rapid Re-Housing	NA	9	NA	NA	0
RRH	Waikiki Health	WH - HUD Youth Rapid Re-housing	NA	1	NA	NA	0
	Subtotal Rapid ReHousing			901	NA	NA	112
	Total Emergency+Transitional		2,298	1,995	87%	383	142
	Total Permanent		1,457	1,050	72%	414	97
	TOTAL		3,755	3,045	81%	797	239

HMIS Census Report - June 2019
Oahu and Neighbor Islands - HIC Facilities

Project Type	Organization Name	Project Name	HIC Beds	Census on 6/30/19	%HIC Beds	Technical Openings	Veterans
ES	Child and Family Service	CFS - Hale Ohana	16	SP	NR	NR	NR
ES	Child and Family Service	CFS - West Hawaii Domestic Abuse Shelter	10	SP	NR	NR	NR
ES	Family Life Center	FLC - HPO Ho'olanani	18	21	117%	0	0
ES	HOPE Services Hawaii	HOPE - HPO East Hawaii Emergency Mens Program ES	16	10	63%	6	1
ES	HOPE Services Hawaii	HOPE - HPO Kiheipua	44	24	55%	20	0
ES	HOPE Services Hawaii	HOPE - HPO West Hawaii Emergency Housing Program	31	20	65%	11	2
ES	Kauai Economic Opportunity	KEO - HPO Mana'olana Emergency	38	34	89%	4	0
ES	KHAKO, INC	KHAKO - HPO Central ES	165	102	62%	63	3
ES	KHAKO, INC	KHAKO - HPO Westside ES	112	76	68%	36	6
ES	USVETS	NPP - HPO Family Assessment Center at Hale Iki	30	29	97%	1	2
ES	USVETS	USVETS - BP Hilo HOPTEL Program	5	4	80%	1	4
ES	USVETS	USVETS - BP Kauai HOPTEL Program	5	4	80%	1	4
ES	Women Helping Women	WHW - Hale Lokomaikai	17	SP	NR	NR	NR
ES	YWCA of Kauai	YWCA - Family Violence Shelter	18	SP	NR	NR	NR
	Subtotal Emergency Shelters		464	324	70%	143	22
TH	Child and Family Service	CFS - Hale Kahua Pa'a	10	NR	NR	NR	NR
TH	Hawaii Affordable Properties, Inc.	HAP - Na Kahua Hale O Ulu Wini	80	83	104%	0	0
TH	Hawaii Island Home for Recovery, Inc.	HIHR - HPO Transitional Housing	16	15	94%	1	1
TH	HOPE Services Hawaii	HOPE - Kuleana House	6	0	0%	6	0
TH	HOPE Services Hawaii	HOPE - Wilder House	8	0	0%	8	0
TH	Kauai Economic Opportunity	KEO - HPO Komohana Group Home TH	6	3	50%	3	1
TH	Kauai Economic Opportunity	KEO - HPO Mana'olana Transitional Housing	24	18	75%	6	0
TH	Kauai Economic Opportunity	KEO - Kome Transitional Housing Program	7	6	86%	1	0
TH	Kauai Economic Opportunity	KEO - Lawehana Transitional Housing Program	9	9	100%	0	0
TH	KHAKO, INC	KHAKO - HPO Central TH	64	53	83%	11	0
TH	KHAKO, INC	KHAKO - HPO Westside TH	56	86	154%	0	2
TH	Women In Need	WIN - HPO Bridge To Success Kauai TH	15	15	100%	0	0
	Subtotal Transitional Housing		291	288	99%	36	4
PSH	Catholic Charities Hawaii	CCH - HPO NI Housing First (Kauai)	14	12	86%	2	0
PSH	Family Life Center	FLC - HPO NI Housing First	45	45	100%	0	4
PSH	Family Life Center	FLC - S+C 1	8	11	138%	0	0
PSH	Family Life Center	FLC - S+C 2	30	24	80%	6	3
PSH	Family Life Center	FLC - S+C 3	20	15	75%	5	1
PSH	Hawaii Island Home for Recovery, Inc.	HIHR - PSH 1	16	12	75%	4	0
PSH	Hawaii Island Home for Recovery, Inc.	HIHR - PSH 2	3	2	67%	1	0
PSH	Hawaii Island Home for Recovery, Inc.	HIHR - PSH 3	3	1	33%	2	0
PSH	Hawaii Island Home for Recovery, Inc.	HIHR - PSH 4	5	2	40%	3	0
PSH	HOPE Services Hawaii	HOPE - Continuum of Care II PSH	20	0	0%	20	0
PSH	HOPE Services Hawaii	HOPE - Hale Kikaha	23	2	9%	21	1
PSH	HOPE Services Hawaii	HOPE - HPO NI Housing First	125	64	51%	61	7
PSH	HOPE Services Hawaii	HOPE - Kukui S+C Program	111	38	34%	73	3
PSH	Kauai Economic Opportunity	KEO - Pa'a Hana PSH	4	2	50%	2	1
PSH	Maui AIDS Foundation	MAF - HOPWA Formula - PSH TBRA	20	NR	NR	NR	NR
PSH	Steadfast Housing Dev Corp	SHDC - Eha S+C (Maui)	26	26	100%	0	2
PSH	Steadfast Housing Dev Corp	SHDC - Kaahele CoC Funded (Kauai)	5	4	80%	1	0
PSH	Steadfast Housing Dev Corp	SHDC - Kaulana CoC Funded (Maui)	5	4	80%	1	0
PSH	Steadfast Housing Dev Corp	SHDC - Kulalani CoC Funded (Maui)	6	2	33%	4	0
PSH	Subtotal Permanent Supportive Housing		469	266	57%	206	22
RRH	Catholic Charities Hawaii	CCH - HPO RRH Rapid Re-Housing (Kauai)	NA	34	NA	NA	0
RRH	Catholic Charities Hawaii	CCH - HPO SHEG NI Rapid Rehousing	NA	21	NA	NA	2
RRH	Family Life Center	FLC - ESG Kauai Rapid Re-housing	NA	5	NA	NA	0
RRH	Family Life Center	FLC - ESG Maui Rapid Re-housing	NA	24	NA	NA	0
RRH	Family Life Center	FLC - HPO HPP Maui Rapid Re-housing	NA	15	NA	NA	0
RRH	Family Life Center	FLC - HPO RRH Rapid Re-Housing	NA	61	NA	NA	0
RRH	HOPE Services Hawaii	HOPE - ESG Rapid Re-housing	NA	10	NA	NA	0
RRH	HOPE Services Hawaii	HOPE - HPO HPP Rapid Re-housing	NA	51	NA	NA	1
RRH	HOPE Services Hawaii	HOPE - HPO RRH Rapid Re-Housing	NA	87	NA	NA	2
RRH	HOPE Services Hawaii	HOPE - New Start	NA	7	NA	NA	0
RRH	U.S. Veterans Initiative	USVETS - SSVF Priority 1 Rapid Re-housing	NA	51	NA	NA	31
	Subtotal Rapid ReHousing		NA	366	NA	NA	36
	Total Emergency+Transitional		755	612	81%	179	26
	Total Permanent		469	266	57%	206	22
	TOTAL		1,224	878	72%	385	48

Homeless Programs Office (HPO) Unit Utilization Analysis

Occupancy as of: 6/30/2019

Program Name	Program Type	HMIS Households Served	Total Number of Living Units Per Facilities Description	Utilization Rate
HOPE - Kiheipua	ES	13	15	87%
KHAKO - Central ES	ES	61	70	87%
KHAKO - Westside ES	ES	45	48	94%
KWO - Onelau`ena Emergency Shelter	ES	61	71	86%
USVETS - WCC Emergency Shelter	ES	90	102	88%
WH - Next Step Emergency Shelter	ES	128	123	104%
ASI - Ohana Ola O Kahumana	TH	46	48	96%
CCH - Ma'ili Land Transitional Housing	TH	15	15	100%
GHP - Community Residential Program TH	TH	8	14	57%
HCAP - Kumuhonua	TH	52	58	90%
HIHR - Transitional Housing	TH	16	16	100%
HKIPA - Apana Women's Shelter TLP	TH	0	4	0%
HKIPA - Maka`aloa Men's TLP	TH	2	4	50%
HNO - Weinberg Village Waimanalo	TH	23	30	77%
HSI - Kulaokahua Apts (TH for the Elderly)	TH	26	29	90%
HSI - Na Kolea Rooming House (TH for Working Singles)	TH	59	64	92%
KEO - Komohana Group Home TH	TH	3	5	60%
KEO - Mana'olana Transitional Housing	TH	7	8	88%
KWO - Onemalu Transitional Housing	TH	34	40	85%
SHDC - Hale Ulu Pono TH	TH	5	5	100%
USVETS - BP GPD Projects	TH	89	98	91%
WIN - Bridge To Success Halawa TH (formerly Waianae)	TH	17	5	340%
WIN - Bridge To Success Kauai TH	TH	14	9	156%
WIN - Family House Aiea TH	TH	11	8	138%
Totals		825	889	93%

HMIS Census Report - June 2019
Oahu and Neighbor Islands - HIC Facilities

Outreach Program Count

Active as of June 30, 2019

Programs	CoC	Active Count	# Veterans
FLC - HPO Maui Regions 1, 2, 3, 6 - Street Outreach	BOS	172	17
FLC - HPO Maui Regions 4, 5 - Street Outreach	BOS	73	4
HOPE - HPO Hawaii Regions 1, 8, 9, 10 - Street Outreach	BOS	35	3
HOPE - HPO Hawaii Regions 2, 3, 4, 5, 6, 7 - Street Outreach	BOS	52	0
HOPE - PATH Street Outreach Program	BOS	21	1
KEO - HPO Kauai All Regions - Street Outreach	BOS	70	2
LASH - SSVF Legal Services Program	BOS	5	0
SARMY - Maui Homeless Outreach Program	BOS	6	0
ALEA - Street Outreach Program	Oahu	33	2
HHHRC - Outreach	Oahu	1	0
HKIPA/WH - YO!	Oahu	3	0
HNP - Hale Na`au Pono AMHD Street Outreach Program	Oahu	1	0
IHS - HPO Oahu Region 1 - Street Outreach	Oahu	5	0
IHS - HPO Oahu Region 2 - Street Outreach	Oahu	75	9
IHS - HPO Oahu Region 4 - Street Outreach	Oahu	164	16
IHS - HPO Oahu Region 6 - Street Outreach	Oahu	1	0
KPHC - HPO Oahu Region 1 - Street Outreach	Oahu	14	2
KPHC - HPO Oahu Region 6 - Street Outreach	Oahu	2	0
KPHC - PATH Street Outreach Program	Oahu	28	2
KWO - HPO Oahu Region 7 - Street Outreach	Oahu	190	8
MHK - Oahu Activity Center Homeless Outreach Program	Oahu	28	1
MHK - PATH Street Outreach Program	Oahu	8	0
NALO - Waimanalo Health Center Street Outreach	Oahu	52	1
RYSE - Youth Outreach	Oahu	12	0
USVETS - BP HPO Oahu Region 3 - Street Outreach	Oahu	30	2
USVETS - BP HPO Oahu Region 5 - Street Outreach	Oahu	7	0
TOTAL BY CONTINUUM	Oahu	771	49
TOTAL BY CONTINUUM	BOS	428	27
TOTAL STATEWIDE		1,199	76

Outreach Program Summary	Oahu	BOS	State
July 31, 2018	1,424	656	2,080
August 31, 2018	1,094	684	1,778
September 30, 2018	1,066	602	1,668
October 31, 2018	933	528	1,461
November 30, 2018	1,004	536	1,540
December 31, 2018	1,087	514	1,601
January 31, 2019	710	259	969
February 28, 2019	840	304	1,144
March 31, 2019	768	355	1,123
April 30, 2019	722	402	1,124
May 31, 2019	729	407	1,136
June 30, 2019	771	428	1,199

Consent to Share Data - VI SPDAT Assessments June 2019

HMIS ORGANIZATION - HI 500	No	Yes	Grand Total	% Consent
Catholic Charities Hawaii	0	1	1	100%
Family Life Center	1	19	20	95%
HOPE Services Hawaii, Inc.	1	28	29	97%
Ka Hale A Ke Ola, Inc	0	40	40	100%
Kauai Economic Opportunity	0	9	9	100%
Neighborhood Place of Kona/Friends of the Future	0	3	3	100%
Neighborhood Place of Puna	0	9	9	100%
	2	109	111	98%

Consent to Share Data - VI SPDAT Assessments June 2019

HMIS ORGANIZATION - HI 501	No	Yes	Grand Total	% Consent
ALEA Bridge	0	13	13	100%
Alternative Structures International	1	0	1	0%
CARE Hawaii	0	1	1	100%
Catholic Charities Hawaii	5	9	14	64%
Department of Veterans Affairs	0	10	10	100%
Family Promise of Hawaii	0	12	12	100%
Hale Kipa	1	2	3	67%
Hawaii Health & Harm Reduction Center	0	1	1	100%
HOPE Inc.	0	6	6	100%
Institute for Human Services	6	69	75	92%
Kalihi Palama Health Center	1	8	9	89%
Kealahou West Oahu	3	54	57	95%
Koolauloa Health Center	0	6	6	100%
Mental Health Kokua	0	9	9	100%
Queens's Medical Center	0	5	5	100%
Salvation Army FSO	0	1	1	100%
USVETS	1	38	39	97%
Waianae Coast Comprehensive Health Center	0	1	1	100%
Waikiki Health	0	5	5	100%
Women In Need	0	5	5	100%
	18	255	273	93%

Summary	Sep-18	Oct-18	Nov-18	Dec-18	Jan-19	Feb-19	Mar-19	Apr-19	May-19	Jun-19
% Consent - HI 500	96%	93%	96%	93%	96%	97%	98%	100%	95%	98%
% Consent - HI 501	90%	92%	91%	89%	92%	94%	94%	93%	93%	93%
State Summary	93%	92%	92%	90%	93%	95%	95%	95%	94%	95%

State Summary	No	Yes	Grand Total	% Consent
June 2019	20	364	384	95%

Consent to Share Data - Statewide BNL Reports as of 07/04/2019

Statewide Consent Summary by CES Program

CES Program	No	Yes	TOTAL	% Shared
Oahu Family	64	410	474	86%
Oahu Singles	18	1314	1332	99%
Hawaii Family	2	54	56	96%
Hawaii Singles	1	121	122	99%
Kauai Family	3	17	20	85%
Kauai Singles	0	56	56	100%
Maui Family	2	63	65	97%
Maui Singles	0	155	155	100%
TOTAL	90	2190	2280	96%

Oahu	95%
Hawaii	98%
Kauai	96%
Maui	99%

Oahu Consent Summary by Priority Group

Family CES				
	No	Yes	TOTAL	% Shared
PSH P1	1	11	12	92%
PSH P2	4	30	34	88%
PSH P3	12	44	56	79%
PSH P4	10	70	80	88%
PSH P5	9	74	83	89%
RRH P1	4	32	36	89%
RRH P2	10	43	53	81%
RRH P3	12	90	102	88%
TH P3	0	7	7	100%
TH P4	0	1	1	100%
TH P5	0	0	0	N/A
TH P6	2	8	10	80%
TOTAL	64	410	474	86%

Singles CES				
	No	Yes	TOTAL	% Shared
PSH P1	1	166	167	99%
PSH P2	1	172	173	99%
PSH P3	0	174	174	100%
PSH P4	3	216	219	99%
PSH P5	0	53	53	100%
RRH P1	4	144	148	97%
RRH P2	3	161	164	98%
RRH P3	3	141	144	98%
TH P3	1	44	45	98%
TH P4	0	19	19	100%
TH P5	2	24	26	92%
TH P6	0	0	0	N/A
TOTAL	18	1314	1332	99%

Hawaii Consent Summary by Priority Group

Family CES				
	No	Yes	TOTAL	% Shared
PSH	0	0	0	N/A
RRH	1	19	20	95%
TH	1	35	36	97%
TOTAL	2	54	56	96%

Singles CES				
	No	Yes	TOTAL	% Shared
PSH	0	11	11	100%
RRH	0	64	64	100%
TH	1	46	47	98%
TOTAL	1	121	122	99%

Kauai Consent Summary by Priority Group

Family CES				
	No	Yes	TOTAL	% Shared
PSH	0	0	0	N/A
RRH	0	4	4	100%
TH	3	13	16	81%
TOTAL	3	17	20	85%

Singles CES				
	No	Yes	TOTAL	% Shared
PSH	0	3	3	100%
RRH	0	19	19	100%
TH	0	34	34	100%
TOTAL	0	56	56	100%

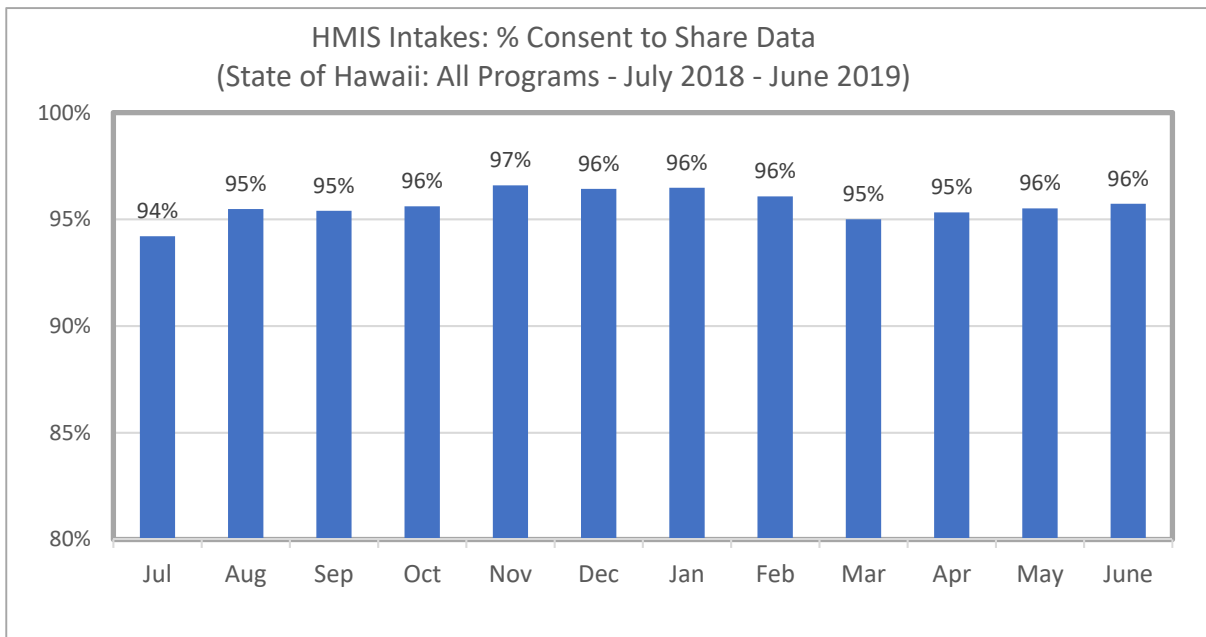
Maui Consent Summary by Priority Group

Family CES				
	No	Yes	TOTAL	% Shared
PSH	0	2	2	100%
RRH	0	25	25	100%
TH	2	36	38	95%
TOTAL	2	63	65	97%

Singles CES				
	No	Yes	TOTAL	% Shared
PSH	0	28	28	100%
RRH	0	54	54	100%
TH	0	73	73	100%
TOTAL	0	155	155	100%

**Consent to Share Data by Program Type
Adult Intakes During June 2019**

Program Types	No	Yes	Grand Total	% Consent
Emergency Shelter (ES)	13	291	304	96%
Homelessness Prevention	8	181	189	96%
PH - Permanent Supportive Housing (disability required for entry)		21	21	100%
PH - Rapid Re-Housing	2	77	79	97%
Safe Haven (SH)		7	7	100%
Services Only		39	39	100%
Street Outreach	16	220	236	93%
Transitional Housing (TH)	1	60	61	98%
Grand Total	40	896	936	96%



**Consent to Share Data by Organization and Program
Adult Intakes During June 2019**

Organization/Program	No	Yes	Grand Total	% Consent
ALEA Bridge		12	12	100%
ALEA - Street Outreach Program		12	12	100%
Alternative Structures International	1	9	10	90%
ASI - HPO Ohana Ola O Kahumana		3	3	100%
ASI - HPO RRH Homeless Prevention	1	5	6	83%
ASI - HPO RRH Rapid ReHousing		1	1	100%
Catholic Charities Hawaii	7	119	126	94%
CCH - City HF Increment III		2	2	100%
CCH - HPO HPP Homeless Prevention	3	20	23	87%
CCH - HPO HPP Rapid Re-housing	1	6	7	86%
CCH - HPO Kakaako Family Assessment Center	2	3	5	60%
CCH - HPO Ma'ili Land Transitional Housing		3	3	100%
CCH - HPO NI Housing First (Kauai)		1	1	100%

Consent to Share Data by Organization and Program
Adult Intakes During June 2019

Organization/Program	No	Yes	Grand Total	% Consent
CCH - HPO SHEG NI Homelessness Prevention		26	26	100%
CCH - HPO SHEG NI Rapid Rehousing		6	6	100%
CCH - HPO SHEG Oahu Homelessness Prevention	1	19	20	95%
CCH - HPO SHEG Oahu Rapid Re-Housing		8	8	100%
CCH - HPO Villages of Maili Bridge Housing		1	1	100%
CCH - HPO Villages of Maili Family and Individual Assessment Center (FIAC)		21	21	100%
CCH - SSVF Priority 1 Rapid Rehousing		3	3	100%
Family Life Center		74	74	100%
FLC - HPO Ho'olanani		7	7	100%
FLC - HPO Maui Regions 1, 2, 3, 6 - Street Outreach		32	32	100%
FLC - HPO Maui Regions 4, 5 - Street Outreach		19	19	100%
FLC - HPO RRH Homeless Prevention		4	4	100%
FLC - HPO RRH Rapid Re-Housing		10	10	100%
FLC - S+C 1		2	2	100%
Family Promise of Hawaii		10	10	100%
FPH - Honolulu Family Center		6	6	100%
FPH - Windward Family Center		4	4	100%
Gregory House Programs	1	9	10	90%
GHP - ESG Homeless Prevention		5	5	100%
GHP - ESG Rapid Re-Housing		4	4	100%
GHP - HOPWA Gregory House (Competitive TH)	1		1	0%
Honolulu Community Action Program		5	5	100%
HCAP - HPO Kumuhonua		1	1	100%
HCAP - HPO RRH Homeless Prevention		1	1	100%
HCAP - HPO RRH Rapid Re-Housing		3	3	100%
HOPE Services Hawaii, Inc.	2	62	64	97%
HOPE - ESG Rapid Re-housing		1	1	100%
HOPE - HPO East Hawaii Emergency Mens Program ES		3	3	100%
HOPE - HPO Hawaii Regions 1, 8, 9, 10 - Street Outreach	1	8	9	89%
HOPE - HPO Hawaii Regions 2, 3, 4, 5, 6, 7 - Street Outreach		14	14	100%
HOPE - HPO Kiheipua	1	4	5	80%
HOPE - HPO NI Housing First		7	7	100%
HOPE - HPO RRH Homeless Prevention		7	7	100%
HOPE - HPO RRH Rapid Re-Housing		7	7	100%
HOPE - HPO West Hawaii Emergency Housing Program		4	4	100%
HOPE - PATH Street Outreach Program		7	7	100%
Housing Solutions, Inc.		1	1	100%
HSI - HPO Kulaokahua Apts (TH for the Elderly)		1	1	100%
Institute for Human Services	9	171	180	95%
IHS - Behavioral Health ES		6	6	100%
IHS - ESG Rapid Re-housing		2	2	100%
IHS - Hale Mauiola Program (Sand Island ES)	1	19	20	95%
IHS - HPO Kaa`ahi Families ES	1	11	12	92%
IHS - HPO HPP Homelessness Prevention	2	31	33	94%

Consent to Share Data by Organization and Program
Adult Intakes During June 2019

Organization/Program	No	Yes	Grand Total	% Consent
IHS - HPO HPP Rapid Re-housing		6	6	100%
IHS - HPO Kaa`ahi Women's ES		20	20	100%
IHS - HPO Oahu Region 2 - Street Outreach	1	9	10	90%
IHS - HPO Oahu Region 4 - Street Outreach		9	9	100%
IHS - HPO Queen's Medical Respite Kalihi Uka Recovery Home		1	1	100%
IHS - HPO Queen's Medical Respite Tutu Bert's 1		1	1	100%
IHS - HPO Queen's Medical Respite Tutu Bert's 2	2		2	0%
IHS - HPO RRH Homeless Prevention		14	14	100%
IHS - HPO RRH Rapid Re-Housing		6	6	100%
IHS - HPO Sumner Men's ES	1	26	27	96%
IHS - New Youth Rapid Re-Housing 2016 (NYRRH 2016)		2	2	100%
IHS - TBH Medical Respite (ES)	1	8	9	89%
Ka Hale A Ke Ola, Inc		67	67	100%
KHAKO - HPO Central ES		17	17	100%
KHAKO - HPO Central TH		18	18	100%
KHAKO - HPO Westside ES		20	20	100%
KHAKO - HPO Westside TH		12	12	100%
Kalihi Palama Health Center		17	17	100%
KPHC - ESG Homelessness Prevention		4	4	100%
KPHC - HPO Oahu Region 1 - Street Outreach		4	4	100%
KPHC - PATH Street Outreach Program		9	9	100%
Kauai Economic Opportunity	2	24	26	92%
KEO - HPO Kauai All Regions - Street Outreach		14	14	100%
KEO - HPO Mana'olana Emergency	2	9	11	82%
KEO - HPO Mana'olana Transitional Housing		1	1	100%
Kealahou West Oahu	7	63	70	90%
KWO - HPO Oahu Region 7 - Street Outreach	7	53	60	88%
KWO - HPO Onelau`ena Emergency Shelter		10	10	100%
Legal Aid Society of Hawaii		38	38	100%
LASH - HPO Legal Services Program		37	37	100%
LASH - SSVF Legal Services Program		1	1	100%
Mental Health Kokua	1	12	13	92%
MHK - Oahu Activity Center Homeless Outreach Program	1	10	11	91%
MHK - Punawai Rest Stop		2	2	100%
Neighborhood Place of Puna	1	13	14	93%
NPP - HPO Family Assessment Center at Hale Iki	1	13	14	93%
Residential Youth Services & Empowerment		23	23	100%
RYSE		23	23	100%
Salvation Army FSO		2	2	100%
SARMY - HPO FSO RRH Rapid Re-Housing		2	2	100%
Salvation Army FTS		1	1	100%
SARMY - Ka Ohu Hou O Manoa FTS		1	1	100%
Shelter of Wisdom		1	1	100%
SOW - Great Joy 1		1	1	100%
Steadfast Housing Development Corporation		4	4	100%
SHDC - HPO Hale Ulu Pono TH		1	1	100%

**Consent to Share Data by Organization and Program
Adult Intakes During June 2019**

Organization/Program	No	Yes	Grand Total	% Consent
SHDC - Kaahale CoC Funded (Kauai)		1	1	100%
SHDC - Kaulana CoC Funded (Maui)		2	2	100%
USVETS	3	120	123	98%
USVETS - BP Ewa HOPTEL		2	2	100%
USVETS - BP Hilo HOPTEL Program		2	2	100%
USVETS - BP HPO GPD Bridge Housing		6	6	100%
USVETS - BP HPO GPD Clinical Treatment		3	3	100%
USVETS - BP HPO GPD Low Demand		7	7	100%
USVETS - BP HPO Housing First PSH		5	5	100%
USVETS - BP HPO Oahu Region 3 - Street Outreach		5	5	100%
USVETS - BP HPO Oahu Region 5 - Street Outreach		3	3	100%
USVETS - BP Kauai HOPTEL Program		2	2	100%
USVETS - BP Respite Beds Barbers Point		6	6	100%
USVETS - SSVF Priority 1 Homeless Prevention		12	12	100%
USVETS - SSVF Priority 1 Rapid Re-housing		9	9	100%
USVETS - WCC HOPTEL		1	1	100%
USVETS - WCC HPO Emergency Shelter	1	19	20	95%
USVETS - WCC HPO RRH Homeless Prevention	1	33	34	97%
USVETS - WCC HPO RRH Rapid Re-Housing	1	1	2	50%
USVETS - WCC SITH		4	4	100%
Waianae Coast Comprehensive Health Center	6	11	17	65%
WCCHC - Homeless Outreach Program	6	11	17	65%
Waikiki Health		22	22	100%
WH - HPO Next Step Emergency Shelter		22	22	100%
Women In Need		6	6	100%
WIN - HPO Bridge To Success Halawa TH		5	5	100%
WIN - HPO Family House Aiea TH		1	1	100%
Grand Total	40	896	936	96%

Consent to Share Data by Program Type

Active Adults During June 2019

Program Types	No	Yes	Grand Total	% Consent
Emergency Shelter (ES)	37	1,298	1,335	97%
Transitional Housing (TH)	27	660	687	96%
Homelessness Prevention	75	928	1,003	93%
Street Outreach	117	1,062	1,179	90%
PH - Rapid Re-Housing	33	884	917	96%
PH - Permanent Supportive Housing (disability required for entry)	377	811	1,188	68%
Services Only	12	266	278	96%
Safe Haven (SH)		34	34	100%
Grand Total	678	5,943	6,621	90%

Consent to Share Data by Organization and Program

Active Adults During June 2019

Organization/Program	No	Yes	Grand Total	% Consent
ALEA Bridge	1	33	34	97%
ALEA - Street Outreach Program	1	29	30	97%
ALEA - ESG Rapid Rehousing		4	4	100%
Alternative Structures International	17	190	207	92%
ASI - HPO RRH Homeless Prevention	5	45	50	90%
ASI - Leeward CoC PSH		30	30	100%
ASI - ESG Rapid Re-Housing	1	12	13	92%
ASI - HPO RRH Rapid ReHousing		25	25	100%
ASI - HPO Ohana Ola O Kahumana	11	78	89	88%
Catholic Charities Hawaii	24	505	529	95%
CCH - HPO NI Housing First (Kauai)		10	10	100%
CCH - HPO RRH Homeless Prevention (Kauai)		10	10	100%
CCH - HPO RRH Rapid Re-Housing (Kauai)	2	20	22	91%
CCH - SSVF Priority 1 Homeless Prevention	1	3	4	75%
CCH - SSVF Priority 1 Rapid Rehousing		19	19	100%
CCH - City HF Increment III	4	36	40	90%
CCH - HPO SHEG Oahu Homelessness Prevention	1	55	56	98%
CCH - HPO SHEG NI Rapid Rehousing	2	14	16	88%
CCH - HPO HPP Homeless Prevention	6	98	104	94%
CCH - HPO HPP Rapid Re-housing	1	35	36	97%
CCH - HPO SHEG NI Homelessness Prevention	3	61	64	95%
CCH - HPO SHEG Oahu Rapid Re-Housing		24	24	100%
CCH - HPO Villages of Maili Family and Individual Assessment Center	1	71	72	99%
CCH - HPO Ma'ili Land Transitional Housing	1	22	23	96%
CCH - HPO Kakaako Family Assessment Center	2	22	24	92%
CCH - HPO Villages of Maili Bridge Housing		5	5	100%
Family Life Center	16	424	440	96%
FLC - ESG Kauai Rapid Re-housing		5	5	100%
FLC - ESG Maui Rapid Re-housing		17	17	100%
FLC - HPO NI Housing First		42	42	100%
FLC - HPO RRH Rapid Re-Housing		40	40	100%
FLC - Rental Assistance Program (RAP)		1	1	100%
FLC - S+C 1		10	10	100%
FLC - S+C 2		18	18	100%

Consent to Share Data by Organization and Program

Active Adults During June 2019

Organization/Program	No	Yes	Grand Total	% Consent
FLC - S+C 3		7	7	100%
FLC - HPO RRH Homeless Prevention		15	15	100%
FLC - ESG Maui Homelessness Prevention		12	12	100%
FLC - HPO Maui Regions 1, 2, 3, 6 - Street Outreach	15	155	170	91%
FLC - HPO Ho'olanani		13	13	100%
FLC - HPO Maui Regions 4, 5 - Street Outreach	1	69	70	99%
FLC - HPO HPP Maui Homelessness Prevention		14	14	100%
FLC - HPO HPP Maui Rapid Re-housing		6	6	100%
Family Promise of Hawaii		19	19	100%
FPH - Honolulu Family Center		13	13	100%
FPH - Windward Family Center		6	6	100%
Gregory House Programs	47	78	125	62%
GHP - ESG Homeless Prevention		24	24	100%
GHP - ESG Rapid Re-Housing		19	19	100%
GHP - HOPWA Formula - PSH TBRA	18	8	26	31%
GHP - HOPWA Gregory House (Competitive TH)	5	8	13	62%
GHP - HOPWA SPNS - Competitive PSH TBRA	24	10	34	29%
GHP - HPO Community Residential Program TH		9	9	100%
Hale Kipa		7	7	100%
HKIPA/WH - YO!		3	3	100%
HKIPA - HPO Maka'aloa Men's TLP		3	3	100%
HKIPA - Girls Shelter BCP ES		1	1	100%
Hale Na'au Pono (Wai'anae Coast Community MHC)		1	1	100%
HNP - Hale Na'au Pono AMHD Street Outreach Program		1	1	100%
Hawaii Affordable Properties, Inc.		40	40	100%
HAP - Na Kahua Hale O Ulu Wini		40	40	100%
Hawaii Health & Harm Reduction Center		1	1	100%
HHHRC - Outreach		1	1	100%
Hawaii Island Home for Recovery	3	29	32	91%
HIHR - PSH 1	3	9	12	75%
HIHR - PSH 2		2	2	100%
HIHR - PSH 3		1	1	100%
HIHR - PSH 4		2	2	100%
HIHR - HPO Transitional Housing		15	15	100%
HNO - HPO Weinberg Village Waimanalo	2	36	38	95%
Honolulu Community Action Program	13	170	183	93%
HCAP - HPO RRH Homeless Prevention	12	51	63	81%
HCAP - HPO RRH Rapid Re-Housing		58	58	100%
HCAP - HPO Kumuhonua	1	61	62	98%
HKO - Lahilahi		7	7	100%
HOPE Services Hawaii, Inc.	11	357	368	97%
HOPE - ESG Homelessness Prevention		2	2	100%
HOPE - ESG Rapid Re-housing		10	10	100%
HOPE - HPO NI Housing First		54	54	100%
HOPE - HPO RRH Homeless Prevention	7	52	59	88%
HOPE - HPO RRH Rapid Re-Housing		35	35	100%

Consent to Share Data by Organization and Program

Active Adults During June 2019

Organization/Program	No	Yes	Grand Total	% Consent
HOPE - Kukui S+C Program	1	32	33	97%
HOPE - New Start		4	4	100%
HOPE - PATH Street Outreach Program		21	21	100%
HOPE - HPO Hawaii Regions 2, 3, 4, 5, 6, 7 - Street Outreach		49	49	100%
HOPE - HPO Hawaii Regions 1, 8, 9, 10 - Street Outreach	1	27	28	96%
HOPE - HPO East Hawaii Emergency Mens Program ES		11	11	100%
HOPE - HPO HPP Rapid Re-housing	1	23	24	96%
HOPE - HPO West Hawaii Emergency Housing Program		20	20	100%
HOPE - HPO Kiheipua	1	12	13	92%
HOPE - HPO HPP Homelessness Prevention		4	4	100%
HOPE - Hale Kikaha		1	1	100%
Housing Solutions, Inc.		92	92	100%
HSI - HPO Kulaokahua Apts (TH for the Elderly)		30	30	100%
HSI - HPO Na Kolea Rooming House		62	62	100%
Institute for Human Services	173	1357	1530	89%
IHS - Behavioral Health ES		14	14	100%
IHS - City FY15 Housing First PSH	17	100	117	85%
IHS - ESG Homelessness Prevention	13	43	56	77%
IHS - ESG Rapid Re-housing	7	85	92	92%
IHS - Hale Mauiola Program (Sand Island ES)	3	115	118	97%
IHS - HOMES Clean & Sober	2	23	25	92%
IHS - HPO RRH Homeless Prevention	3	50	53	94%
IHS - HPO RRH Rapid Re-Housing	1	45	46	98%
IHS - New PSH 2013 (CoC Funded)	6	11	17	65%
IHS - New Youth Rapid Re-Housing 2016 (NYRRH 2016)	1	32	33	97%
IHS - SPC Home At Last 2010	58	33	91	36%
IHS - SPC Home Sweet Home II	2	9	11	82%
IHS - SPC No Place Like Home	5	7	12	58%
IHS - TBH Medical Respite (ES)	2	30	32	94%
IHS - HPO Sumner Men's ES	4	179	183	98%
IHS - HPO Oahu Region 4 - Street Outreach	12	149	161	93%
IHS - HPO Kaa`ahi Women's ES	3	86	89	97%
IHS - HPO Oahu Region 1 - Street Outreach		6	6	100%
IHS - HPO HPP Rapid Re-housing	6	50	56	89%
IHS - HPO Oahu Region 2 - Street Outreach	14	83	97	86%
IHS - HPO HPP Homelessness Prevention	8	165	173	95%
IHS - HPO Kaa`ahi Families ES	4	39	43	91%
IHS - HPO Oahu Region 6 - Street Outreach		1	1	100%
IHS - HPO Queen's Medical Respite Tutu Bert's 1		1	1	100%
IHS - HPO Queen's Medical Respite Tutu Bert's 2	2		2	0%
IHS - HPO Queen's Medical Respite Kalihi Uka Recovery Home		1	1	100%
Ka Hale A Ke Ola, Inc		253	253	100%
KHAKO - HPO Westside ES		70	70	100%
KHAKO - HPO Central ES		90	90	100%
KHAKO - HPO Central TH		43	43	100%
KHAKO - HPO Westside TH		49	49	100%
KHAKO - Pu'uhonua Drop-in Center		1	1	100%

Consent to Share Data by Organization and Program

Active Adults During June 2019

Organization/Program	No	Yes	Grand Total	% Consent
Kalihi Palama Health Center	117	197	314	63%
KPHC - ESG Homelessness Prevention	5	64	69	93%
KPHC - ESG Rapid Re-housing	3	28	31	90%
KPHC - New Beginnings S+C Program	109	43	152	28%
KPHC - PATH Street Outreach Program		37	37	100%
KPHC - PATH Services Only Program		1	1	100%
KPHC - HPO Oahu Region 1 - Street Outreach		21	21	100%
KPHC - HPO Oahu Region 6 - Street Outreach		3	3	100%
Kauai Economic Opportunity	5	114	119	96%
KEO - Pa`a Hana PSH	2		2	0%
KEO - Lawehana Transitional Housing Program		4	4	100%
KEO - HPO Kauai All Regions - Street Outreach	1	70	71	99%
KEO - HPO Mana'olana Emergency	2	25	27	93%
KEO - HPO Mana'olana Transitional Housing		10	10	100%
KEO - HPO Komohana Group Home TH		3	3	100%
KEO - Kome Transitional Housing Program		2	2	100%
Kealahou West Oahu	20	274	294	93%
KWO - HPO Onelau`ena Emergency Shelter	5	100	105	95%
KWO - HPO Oahu Region 7 - Street Outreach	11	118	129	91%
KWO - HPO Onemalu Transitional Housing	4	56	60	93%
Legal Aid Society of Hawaii	8	223	231	97%
LASH - HPO Legal Services Program	8	222	230	97%
LASH - SSVF Legal Services Program		1	1	100%
Maui AIDS Foundation	22		22	0%
MAF - HOPWA Formula - PSH TBRA	18		18	0%
MAF - HOPWA Formula STRMU	4		4	0%
MYFS - BCP Homeless Prevention Program	2		2	0%
Mental Health Kokua	4	77	81	95%
MHK - Oahu Activity Center Homeless Outreach Program	1	30	31	97%
MHK - Safe Haven Permanent Supportive Housing	2	22	24	92%
MHK - PATH Street Outreach Program	1	14	15	93%
MHK - Punawai Rest Stop		11	11	100%
NPP - HPO Family Assessment Center at Hale Iki	1	15	16	94%
QMC - HPO Emergency Department	4	31	35	89%
Residential Youth Services & Empowerment		47	47	100%
RYSE - Youth Outreach		12	12	100%
RYSE		35	35	100%
Salvation Army FSO	2	103	105	98%
SARMY - FSO Pathway of Hope Transitional Housing		4	4	100%
SARMY - HPO FSO RRH Rapid Re-Housing	2	57	59	97%
SARMY - HPO FSO RRH Homeless Prevention		42	42	100%
SARMY - Ka Ohu Hou O Manoa FTS	2	11	13	85%
SARMY - Maui Homeless Outreach Program	4	2	6	33%
Shelter of Wisdom	4	52	56	93%
SOW - Great Joy 1		4	4	100%
SOW - Great Joy 2	1	7	8	88%
SOW - Great Joy 3		7	7	100%

Consent to Share Data by Organization and Program

Active Adults During June 2019

Organization/Program	No	Yes	Grand Total	% Consent
SOW - Great Joy 4	1	5	6	83%
SOW - Streams of Joy 1		5	5	100%
SOW - Streams of Joy 2	1	12	13	92%
SOW - Hearts of Joy 2	1	12	13	92%
Steadfast Housing Development Corporation	77	140	217	65%
SHDC - Kaahele CoC Funded (Kauai)	1	3	4	75%
SHDC - Kalaeloa (Headway House) CoC Funded (Oahu)	10	17	27	63%
SHDC - Kaulana CoC Funded (Maui)	1	3	4	75%
SHDC - Kulalani CoC Funded (Maui)	2		2	0%
SHDC - Oahu Shelter Plus Care Program	52	86	138	62%
SHDC - Ekolu Group Homes Ahukini (Oahu)		4	4	100%
SHDC - Ekolu Group Homes Kaukama (Oahu)		3	3	100%
SHDC - Ekolu Group Homes Komo Mai (Oahu)		4	4	100%
SHDC - Eha S+C (Maui)	11	15	26	58%
SHDC - HPO Hale Ulu Pono TH		5	5	100%
USVETS	43	747	790	95%
USVETS - BP Ewa HOPTTEL		2	2	100%
USVETS - BP Hilo HOPTTEL Program		5	5	100%
USVETS - BP Kauai HOPTTEL Program		4	4	100%
USVETS - BP Leeward PSH		14	14	100%
USVETS - BP Pearl City HOPTTEL		1	1	100%
USVETS - BP Pearl City Seniors HOPTTEL		5	5	100%
USVETS - BP Permanent Supportive Housing CoC		1	1	100%
USVETS - BP PH2 CHAMPS VET FAMILIES	8	11	19	58%
USVETS - BP Respite Beds Barbers Point		10	10	100%
USVETS - SSVF Priority 1 Homeless Prevention	3	38	41	93%
USVETS - SSVF Priority 1 Rapid Re-housing	1	148	149	99%
USVETS - WCC HOPTTEL		4	4	100%
USVETS - WCC Housing First Increment II (City)	9	78	87	90%
USVETS - WCC ESG Rapid Re-Housing 2018	1	6	7	86%
USVETS - WCC SITH		10	10	100%
USVETS - BP SITH		3	3	100%
USVETS - WCC ESG Rapid Re-Housing 2017		1	1	100%
USVETS - WCC HPO Emergency Shelter	3	117	120	98%
USVETS - BP HPO Oahu Region 3 - Street Outreach		24	24	100%
USVETS - BP HPO Housing First PSH	14	70	84	83%
USVETS - BP HPO GPD Bridge Housing		32	32	100%
USVETS - WCC HPO RRH Rapid Re-Housing	2	37	39	95%
USVETS - WCC HPO RRH Homeless Prevention	2	69	71	97%
USVETS - BP HPO GPD Clinical Treatment		15	15	100%
USVETS - BP HPO GPD Low Demand		34	34	100%
USVETS - BP HPO Oahu Region 5 - Street Outreach		8	8	100%
WCCHC - Homeless Outreach Program	54	93	147	89%

**Length of Stay by Program Type - Statewide
Exits During June 2019**

Program Type	# Exits in May	Average Days to Exit
Emergency Shelter (ES)	330	90
Homelessness Prevention	347	95
PH - Permanent Supportive Housing	33	994
PH - Rapid Re-Housing	208	206
Safe Haven (SH)	6	164
Services Only	35	209
Street Outreach	165	98
Transitional Housing (TH)	99	289
Grand Total	1223	157

**Length of Stay by County and Program Type
Exits During June 2019**

County/Program Type	# Exits in May	Average Days to Exit
Hawaii	78	104
Emergency Shelter (ES)	14	84
Transitional Housing (TH)	2	217
Homelessness Prevention	30	144
PH - Permanent Supportive Housing	2	186
PH - Rapid Re-Housing	5	32
Street Outreach	25	66
Kauai	19	222
Emergency Shelter (ES)	2	144
PH - Permanent Supportive Housing	2	503
PH - Rapid Re-Housing	8	302
Street Outreach	7	74
Maui	182	85
Emergency Shelter (ES)	94	72
Transitional Housing (TH)	35	98
Homelessness Prevention	9	135
PH - Rapid Re-Housing	3	390
Street Outreach	41	70
Oahu	944	174
Emergency Shelter (ES)	220	98
Transitional Housing (TH)	62	400
Homelessness Prevention	308	89
PH - Permanent Supportive Housing	29	1084
PH - Rapid Re-Housing	192	203
Services Only	35	209
Street Outreach	92	122
Safe Haven (SH)	6	164
Grand Total	1223	157

**Length of Stay by Organization and Program
Exits During June 2019**

Organization/Program	# Exits in May	Average Days to Exit
ALEA Bridge	1	42
ALEA - Street Outreach Program	1	42
Alternative Structures International	48	377
ASI - HPO Ohana Ola O Kahumana	20	494
ASI - HPO RRH Rapid ReHousing	21	277
ASI - Leeward CoC PSH	4	401
ASI - ESG Rapid Re-Housing	3	259
Catholic Charities Hawaii	155	190
CCH - SSVF Priority 1 Rapid Rehousing	3	67
CCH - HPO HPP Homeless Prevention	66	205
CCH - HPO HPP Rapid Re-housing	27	279
CCH - HPO Kakaako Family Assessment Center	8	79
CCH - HPO Ma'ili Land Transitional Housing	1	314
CCH - HPO Villages of Maili Family and Individual Assessment Center (13	86
CCH - HPO SHEG NI Homelessness Prevention	20	127
CCH - City HF Increment III	3	57
CCH - HPO SHEG NI Rapid Rehousing	5	32
CCH - HPO NI Housing First (Kauai)	2	503
CCH - HPO RRH Rapid Re-Housing (Kauai)	6	370
CCH - HPO Villages of Maili Bridge Housing	1	42
Family Life Center	59	97
FLC - HPO Ho'olanani	4	62
FLC - HPO Maui Regions 4, 5 - Street Outreach	10	57
FLC - HPO Maui Regions 1, 2, 3, 6 - Street Outreach	31	74
FLC - ESG Kauai Rapid Re-housing	2	96
FLC - Rental Assistance Program (RAP)	3	390
FLC - HPO HPP Maui Homelessness Prevention	9	135
Family Promise of Hawaii	31	82
FPH - Honolulu Family Center	15	69
FPH - Windward Family Center	16	95
Gregory House Programs	4	91
GHP - HPO Community Residential Program TH	2	148
GHP - ESG Rapid Re-Housing	2	35
Hale Kipa	1	374
HKIPA - HPO Maka'aloa Men's TLP	1	374
Hawaii Affordable Properties, Inc.	2	217
HAP - Na Kahua Hale O Ulu Wini	2	217
Holomua Na Ohana	11	447
HNO - HPO Weinberg Village Waimanalo	11	447
Honolulu Community Action Program	3	468
HCAP - HPO Kumuhonua	3	468
HOPE Services Hawaii, Inc.	48	102
HOPE - HPO Kiheipua	7	93
HOPE - HPO East Hawaii Emergency Mens Program ES	3	111
HOPE - HPO Hawaii Regions 1, 8, 9, 10 - Street Outreach	4	53
HOPE - HPO West Hawaii Emergency Housing Program	1	112

**Length of Stay by Organization and Program
Exits During June 2019**

Organization/Program	# Exits in May	Average Days to Exit
HOPE - HPO Hawaii Regions 2, 3, 4, 5, 6, 7 - Street Outreach	17	65
HOPE - ESG Homelessness Prevention	2	199
HOPE - HPO RRH Homeless Prevention	8	173
HOPE - HPO NI Housing First	2	186
HOPE - PATH Street Outreach Program	4	83
Housing Solutions, Inc.	8	408
HSI - HPO Na Kolea Rooming House	5	300
HSI - HPO Kulaokahua Apts (TH for the Elderly)	3	589
Institute for Human Services	255	133
IHS - Behavioral Health ES	4	60
IHS - TBH Medical Respite (ES)	8	68
IHS - Hale Mauiola Program (Sand Island ES)	14	110
IHS - HPO RRH Homeless Prevention	66	62
IHS - HPO Kaa`ahi Women's ES	24	56
IHS - SPC No Place Like Home	1	741
IHS - HPO HPP Homelessness Prevention	42	182
IHS - HPO Sumner Men's ES	16	60
IHS - HPO Oahu Region 2 - Street Outreach	19	198
IHS - HPO Kaa`ahi Families ES	20	89
IHS - HPO Oahu Region 1 - Street Outreach	1	533
IHS - SPC Home At Last 2010	5	1245
IHS - HPO HPP Rapid Re-housing	9	189
IHS - HPO Oahu Region 4 - Street Outreach	2	394
IHS - HPO RRH Rapid Re-Housing	20	83
IHS - New Youth Rapid Re-Housing 2016 (NYRRH 2016)	2	193
IHS - HPO Queen's Medical Respite Tutu Bert's 2	1	0
IHS - HPO Queen's Medical Respite Kalihi Uka Recovery Home	1	1
Ka Hale A Ke Ola, Inc	125	79
KHAKO - HPO Westside ES	48	81
KHAKO - HPO Central ES	42	62
KHAKO - HPO Central TH	22	80
KHAKO - HPO Westside TH	13	127
Kalihi Palama Health Center	8	535
KPHC - HPO Oahu Region 1 - Street Outreach	2	111
KPHC - PATH Street Outreach Program	4	80
KPHC - New Beginnings S+C Program	1	3381
KPHC - HPO Oahu Region 6 - Street Outreach	1	352
Kauai Economic Opportunity	9	89
KEO - HPO Kauai All Regions - Street Outreach	7	74
KEO - HPO Mana'olana Emergency	2	144
Kealahou West Oahu	46	206
KWO - HPO Oahu Region 7 - Street Outreach	25	26
KWO - HPO Onelau`ena Emergency Shelter	14	378
KWO - HPO Onemalu Transitional Housing	7	505
Legal Aid Society of Hawaii	31	226
LASH - HPO Legal Services Program	31	226

**Length of Stay by Organization and Program
Exits During June 2019**

Organization/Program	# Exits in May	Average Days to Exit
Mental Health Kokua	2	440
MHK - Safe Haven Permanent Supportive Housing	1	790
MHK - Oahu Activity Center Homeless Outreach Program	1	90
Neighborhood Place of Puna	2	12
NPP - HPO Family Assessment Center at Hale Iki	2	12
Queens's Medical Center	4	71
QMC - HPO Emergency Department	4	71
Residential Youth Services & Empowerment	1	84
RYSE	1	84
Salvation Army FSO	1	331
SARMY - HPO FSO RRH Rapid Re-Housing	1	331
Shelter of Wisdom	2	317
SOW - Great Joy 3	1	284
SOW - Great Joy 2	1	350
Steadfast Housing Development Corporation	5	2726
SHDC - Oahu Shelter Plus Care Program	5	2726
USVETS	304	104
USVETS - SSVF Priority 1 Homeless Prevention	2	35
USVETS - SSVF Priority 1 Rapid Re-housing	19	145
USVETS - WCC ESG Rapid Re-Housing 2018	17	141
USVETS - BP HPO GPD Low Demand	6	164
USVETS - WCC HPO RRH Rapid Re-Housing	67	230
USVETS - WCC HPO Emergency Shelter	35	55
USVETS - BP HPO GPD Bridge Housing	3	115
USVETS - BP Respite Beds Barbers Point	2	21
USVETS - WCC SITH	2	15
USVETS - BP Permanent Supportive Housing CoC	1	206
USVETS - BP HPO Oahu Region 3 - Street Outreach	3	5
USVETS - WCC HPO RRH Homeless Prevention	132	17
USVETS - WCC Housing First Increment II (City)	6	714
USVETS - WCC HOPTEL	3	80
USVETS - BP Hilo HOPTEL Program	1	54
USVETS - BP Ewa HOPTEL	2	22
USVETS - BP Pearl City HOPTEL	1	160
USVETS - SSVF Oahu Rapid Re-housing (CLOSED)	1	64
USVETS - BP Leeward PSH	1	367
Waianae Coast Comprehensive Health Center	33	134
WCCHC - Homeless Outreach Program	33	134
Waikiki Health	20	120
WH - HPO Next Step Emergency Shelter	20	120
Women In Need	4	109
WIN - HPO Bridge To Success Halawa TH	3	111
WIN - HPO Family House Aiea TH	1	100
Grand Total	1223	157

Timeliness Report - June 2019
Date Range: 6/1/2019 - 6/30/2019

Intakes

Average Days Taken to Input Enrollments (clients enrolled during reporting period)			
Program Name	Program Type	Clients Enrolled	Avg Days to Input
Hawaii County VI SPDAT v2 Family	Coordinated Assessment	69	3.72
Hawaii County VI SPDAT v2 Individual	Coordinated Assessment	29	8.17
Hawaii County VI SPDAT v2 TAY	Coordinated Assessment	3	1.00
Kauai County VI SPDAT v2 Family	Coordinated Assessment	3	0.00
Kauai County VI SPDAT v2 Individual	Coordinated Assessment	8	1.88
Maui County VI SPDAT v2 Family	Coordinated Assessment	56	0.55
Maui County VI SPDAT v2 Individual	Coordinated Assessment	52	0.77
Oahu County VI SPDAT v2 Family	Coordinated Assessment	290	1.68
Oahu County VI SPDAT v2 Individual	Coordinated Assessment	189	2.86
Oahu County VI SPDAT v2 TAY	Coordinated Assessment	10	0.00
CCH - HPO Kakaako Family Assessment Center	Emergency Shelter (ES)	9	0.67
CCH - HPO Villages of Maui Family and Individual Assessment Center	Emergency Shelter (ES)	32	3.00
FLC - HPO Ho'olanani	Emergency Shelter (ES)	9	0.89
FPH - Honolulu Family Center	Emergency Shelter (ES)	10	1.00
FPH - Windward Family Center	Emergency Shelter (ES)	14	0.71
HOPE - HPO East Hawaii Emergency Mens Program ES	Emergency Shelter (ES)	3	3.00
HOPE - HPO Kiheipua	Emergency Shelter (ES)	16	1.63
HOPE - HPO West Hawaii Emergency Housing Program	Emergency Shelter (ES)	4	8.75
IHS - Behavioral Health ES	Emergency Shelter (ES)	6	0.33
IHS - Hale Mauliola Program (Sand Island ES)	Emergency Shelter (ES)	20	2.15
IHS - HPO Kaa`ahi Families ES	Emergency Shelter (ES)	37	1.57
IHS - HPO Kaa`ahi Women's ES	Emergency Shelter (ES)	23	0.00
IHS - HPO Queen's Medical Respite Kalihi Uka Recovery Home	Emergency Shelter (ES)	1	0.00
IHS - HPO Queen's Medical Respite Tutu Bert's 1	Emergency Shelter (ES)	1	0.00
IHS - HPO Queen's Medical Respite Tutu Bert's 2	Emergency Shelter (ES)	2	0.00
IHS - HPO Sumner Men's ES	Emergency Shelter (ES)	32	4.28
IHS - TBH Medical Respite (ES)	Emergency Shelter (ES)	9	0.11
KEO - HPO Mana'olana Emergency	Emergency Shelter (ES)	13	0.77
KHAKO - HPO Central ES	Emergency Shelter (ES)	24	0.04
KHAKO - HPO Westside ES	Emergency Shelter (ES)	34	0.41
KWO - HPO Onelau`ena Emergency Shelter	Emergency Shelter (ES)	27	4.30
NPP - HPO Family Assessment Center at Hale Iki	Emergency Shelter (ES)	31	2.13
RYSE	Emergency Shelter (ES)	23	0.00
SOW - Great Joy 1	Emergency Shelter (ES)	2	20.00
USVETS - BP Ewa HOPTEL	Emergency Shelter (ES)	2	1.00
USVETS - BP Hilo HOPTEL Program	Emergency Shelter (ES)	2	13.00
USVETS - BP Kauai HOPTEL Program	Emergency Shelter (ES)	2	0.50
USVETS - BP Respite Beds Barbers Point	Emergency Shelter (ES)	6	2.67
USVETS - WCC HOPTEL	Emergency Shelter (ES)	1	2.00
USVETS - WCC HPO Emergency Shelter	Emergency Shelter (ES)	30	2.17
WH - HPO Next Step Emergency Shelter	Emergency Shelter (ES)	25	6.72
ASI - HPO RRH Homeless Prevention	Homelessness Prevention	10	0.00
CCH - HPO HPP Homeless Prevention	Homelessness Prevention	58	0.36
CCH - HPO SHEG NI Homelessness Prevention	Homelessness Prevention	40	1.83
CCH - HPO SHEG Oahu Homelessness Prevention	Homelessness Prevention	33	2.03
FLC - HPO RRH Homeless Prevention	Homelessness Prevention	10	0.70

Timeliness Report - June 2019
Date Range: 6/1/2019 - 6/30/2019

Intakes

Average Days Taken to Input Enrollments (clients enrolled during reporting period)			
Program Name	Program Type	Clients Enrolled	Avg Days to Input
GHP - ESG Homeless Prevention	Homelessness Prevention	5	2.20
HCAP - HPO RRH Homeless Prevention	Homelessness Prevention	1	0.00
HOPE - HPO RRH Homeless Prevention	Homelessness Prevention	9	5.00
IHS - HPO HPP Homelessness Prevention	Homelessness Prevention	64	4.97
IHS - HPO RRH Homeless Prevention	Homelessness Prevention	15	2.73
KPHC - ESG Homelessness Prevention	Homelessness Prevention	10	0.00
USVETS - SSVF Priority 1 Homeless Prevention	Homelessness Prevention	20	6.10
USVETS - WCC HPO RRH Homeless Prevention	Homelessness Prevention	67	5.01
CCH - City HF Increment III	PH - Permanent Supportive Housing (disa	2	0.00
CCH - HPO NI Housing First (Kauai)	PH - Permanent Supportive Housing (disa	1	6.00
CCH - HPO Villages of Maili Bridge Housing	PH - Permanent Supportive Housing (disa	1	0.00
FLC - S+C 1	PH - Permanent Supportive Housing (disa	3	1.00
HOPE - HPO NI Housing First	PH - Permanent Supportive Housing (disa	11	12.09
SHDC - Kaahele CoC Funded (Kauai)	PH - Permanent Supportive Housing (disa	2	7.50
SHDC - Kaulana CoC Funded (Maui)	PH - Permanent Supportive Housing (disa	2	0.50
USVETS - BP HPO Housing First PSH	PH - Permanent Supportive Housing (disa	5	2.00
ASI - HPO RRH Rapid ReHousing	PH - Rapid Re-Housing	6	0.00
CCH - HPO HPP Rapid Re-housing	PH - Rapid Re-Housing	17	0.35
CCH - HPO SHEG NI Rapid Rehousing	PH - Rapid Re-Housing	11	7.45
CCH - HPO SHEG Oahu Rapid Re-Housing	PH - Rapid Re-Housing	13	0.77
CCH - SSVF Priority 1 Rapid Rehousing	PH - Rapid Re-Housing	3	1.67
FLC - HPO RRH Rapid Re-Housing	PH - Rapid Re-Housing	18	1.56
GHP - ESG Rapid Re-Housing	PH - Rapid Re-Housing	5	6.20
HCAP - HPO RRH Rapid Re-Housing	PH - Rapid Re-Housing	3	0.33
HOPE - ESG Rapid Re-housing	PH - Rapid Re-Housing	1	20.00
HOPE - HPO RRH Rapid Re-Housing	PH - Rapid Re-Housing	9	7.22
IHS - ESG Rapid Re-housing	PH - Rapid Re-Housing	2	2.50
IHS - HPO HPP Rapid Re-housing	PH - Rapid Re-Housing	14	2.29
IHS - HPO RRH Rapid Re-Housing	PH - Rapid Re-Housing	16	2.19
IHS - New Youth Rapid Re-Housing 2016 (NYRRH 2016)	PH - Rapid Re-Housing	2	2.00
SARMY - HPO FSO RRH Rapid Re-Housing	PH - Rapid Re-Housing	3	0.00
USVETS - SSVF Priority 1 Rapid Re-housing	PH - Rapid Re-Housing	9	7.67
USVETS - WCC HPO RRH Rapid Re-Housing	PH - Rapid Re-Housing	5	2.00
USVETS - BP HPO GPD Low Demand	Safe Haven (SH)	7	0.57
LASH - HPO Legal Services Program	Services Only	43	0.00
MHK - Punawai Rest Stop	Services Only	2	0.50
QMC - HPO Emergency Department	Services Only	3	27.67
ALEA - Street Outreach Program	Street Outreach	25	11.56
FLC - HPO Maui Regions 1, 2, 3, 6 - Street Outreach	Street Outreach	45	0.89
FLC - HPO Maui Regions 4, 5 - Street Outreach	Street Outreach	31	2.19
HOPE - HPO Hawaii Regions 1, 8, 9, 10 - Street Outreach	Street Outreach	15	4.80
HOPE - HPO Hawaii Regions 2, 3, 4, 5, 6, 7 - Street Outreach	Street Outreach	22	4.68
HOPE - PATH Street Outreach Program	Street Outreach	7	4.57
IHS - HPO Oahu Region 2 - Street Outreach	Street Outreach	13	0.38
IHS - HPO Oahu Region 4 - Street Outreach	Street Outreach	10	0.40
KEO - HPO Kauai All Regions - Street Outreach	Street Outreach	18	1.56

Timeliness Report - June 2019
Date Range: 6/1/2019 - 6/30/2019

Intakes

Average Days Taken to Input Enrollments (clients enrolled during reporting period)			
Program Name	Program Type	Clients Enrolled	Avg Days to Input
KPHC - HPO Oahu Region 1 - Street Outreach	Street Outreach	4	1.75
KPHC - PATH Street Outreach Program	Street Outreach	9	3.22
KWO - HPO Oahu Region 7 - Street Outreach	Street Outreach	111	1.32
LASH - SSVF Legal Services Program	Street Outreach	5	0.00
MHK - Oahu Activity Center Homeless Outreach Program	Street Outreach	11	0.82
USVETS - BP HPO Oahu Region 3 - Street Outreach	Street Outreach	16	0.63
USVETS - BP HPO Oahu Region 5 - Street Outreach	Street Outreach	3	2.33
WCCHC - Homeless Outreach Program	Street Outreach	22	6.68
ASI - HPO Ohana Ola O Kahumana	Transitional Housing (TH)	11	3.91
CCH - HPO Ma'ili Land Transitional Housing	Transitional Housing (TH)	8	0.00
GHP - HOPWA Gregory House (Competitive TH)	Transitional Housing (TH)	1	0.00
HCAP - HPO Kumuhonua	Transitional Housing (TH)	1	0.00
HSI - HPO Kulaokahua Apts (TH for the Elderly)	Transitional Housing (TH)	1	0.00
KEO - HPO Komohana Group Home TH	Transitional Housing (TH)	1	34.00
KEO - HPO Mana'olana Transitional Housing	Transitional Housing (TH)	3	0.00
KHAKEO - HPO Central TH	Transitional Housing (TH)	27	0.30
KHAKEO - HPO Westside TH	Transitional Housing (TH)	25	0.00
KWO - HPO Onemalu Transitional Housing	Transitional Housing (TH)	1	3.00
SARMY - Ka Ohu Hou O Manoa FTS	Transitional Housing (TH)	1	1.00
SHDC - HPO Hale Ulu Pono TH	Transitional Housing (TH)	1	0.00
USVETS - BP HPO GPD Bridge Housing	Transitional Housing (TH)	6	0.17
USVETS - BP HPO GPD Clinical Treatment	Transitional Housing (TH)	3	0.00
USVETS - WCC SITH	Transitional Housing (TH)	5	0.20
WIN - HPO Bridge To Success Halawa TH	Transitional Housing (TH)	5	0.00
WIN - HPO Family House Aiea TH	Transitional Housing (TH)	1	0.00
Aggregates		2188	2.45

Timeliness Report - June 2019

Exits

Date Range: 6/1/2019 - 6/30/2019

Average Days Taken to Exit Enrollments (clients exited during reporting period)			
Program Name	Program Type	Total Exited Clients	Avg Days to Exit
Hawaii County VI SPDAT v2 Family	Coordinated Assessment	21	0.86
Hawaii County VI SPDAT v2 Individual	Coordinated Assessment	32	4.44
Hawaii County VI SPDAT v2 TAY	Coordinated Assessment	1	0.00
Kauai County VI SPDAT v2 Family	Coordinated Assessment	7	2.00
Kauai County VI SPDAT v2 Individual	Coordinated Assessment	7	5.00
Maui County VI SPDAT v2 Family	Coordinated Assessment	71	0.94
Maui County VI SPDAT v2 Individual	Coordinated Assessment	42	1.98
Oahu County VI SPDAT v2 Family	Coordinated Assessment	168	4.40
Oahu County VI SPDAT v2 Individual	Coordinated Assessment	52	4.00
Oahu County VI SPDAT v2 TAY	Coordinated Assessment	14	0.00
CCH - HPO Kakaako Family Assessment Center	Emergency Shelter (ES)	11	13.00
CCH - HPO Villages of Maili Family and Individual Assessment Center	Emergency Shelter (ES)	12	3.42
FLC - HPO Ho'olanani	Emergency Shelter (ES)	5	0.00
FPH - Honolulu Family Center	Emergency Shelter (ES)	15	1.27
FPH - Windward Family Center	Emergency Shelter (ES)	16	0.31
HOPE - HPO East Hawaii Emergency Mens Program ES	Emergency Shelter (ES)	3	4.33
HOPE - HPO Kiheipua	Emergency Shelter (ES)	7	0.43
HOPE - HPO West Hawaii Emergency Housing Program	Emergency Shelter (ES)	1	0.00
IHS - Behavioral Health ES	Emergency Shelter (ES)	4	0.75
IHS - Hale Mauiola Program (Sand Island ES)	Emergency Shelter (ES)	16	4.38
IHS - HPO Kaa`ahi Families ES	Emergency Shelter (ES)	25	2.36
IHS - HPO Kaa`ahi Women's ES	Emergency Shelter (ES)	24	0.83
IHS - HPO Queen's Medical Respite Kalihi Uka Recovery Home	Emergency Shelter (ES)	1	0.00
IHS - HPO Queen's Medical Respite Tutu Bert's 2	Emergency Shelter (ES)	1	0.00
IHS - HPO Sumner Men's ES	Emergency Shelter (ES)	24	9.67
IHS - TBH Medical Respite (ES)	Emergency Shelter (ES)	8	2.25
KEO - HPO Mana'olana Emergency	Emergency Shelter (ES)	2	0.00
KHAKO - HPO Central ES	Emergency Shelter (ES)	43	1.40
KHAKO - HPO Westside ES	Emergency Shelter (ES)	49	2.35
KWO - HPO Onelau`ena Emergency Shelter	Emergency Shelter (ES)	14	0.00
NPP - HPO Family Assessment Center at Hale Iki	Emergency Shelter (ES)	5	0.00
RYSE	Emergency Shelter (ES)	1	0.00
SOW - Great Joy 2	Emergency Shelter (ES)	1	0.00
SOW - Great Joy 3	Emergency Shelter (ES)	1	0.00
USVETS - BP Ewa HOPTEL	Emergency Shelter (ES)	2	1.50
USVETS - BP Hilo HOPTEL Program	Emergency Shelter (ES)	1	17.00
USVETS - BP Pearl City HOPTEL	Emergency Shelter (ES)	1	1.00
USVETS - BP Respite Beds Barbers Point	Emergency Shelter (ES)	2	5.00
USVETS - WCC HOPTEL	Emergency Shelter (ES)	3	4.00
USVETS - WCC HPO Emergency Shelter	Emergency Shelter (ES)	33	2.82
WH - HPO Next Step Emergency Shelter	Emergency Shelter (ES)	20	3.05
CCH - HPO HPP Homeless Prevention	Homelessness Prevention	69	0.29
CCH - HPO SHEG NI Homelessness Prevention	Homelessness Prevention	28	5.86
FLC - HPO HPP Maui Homelessness Prevention	Homelessness Prevention	9	2.56
HOPE - ESG Homelessness Prevention	Homelessness Prevention	2	12.00
HOPE - HPO RRH Homeless Prevention	Homelessness Prevention	8	5.63
IHS - HPO HPP Homelessness Prevention	Homelessness Prevention	45	13.09
IHS - HPO RRH Homeless Prevention	Homelessness Prevention	66	0.00

Timeliness Report - June 2019

Exits

Date Range: 6/1/2019 - 6/30/2019

Average Days Taken to Exit Enrollments (clients exited during reporting period)			
Program Name	Program Type	Total Exited Clients	Avg Days to Exit
USVETS - SSVF Priority 1 Homeless Prevention	Homelessness Prevention	2	4.50
USVETS - WCC HPO RRH Homeless Prevention	Homelessness Prevention	132	1.94
ASI - Leeward CoC PSH	PH - Permanent Supportive Housing (dis)	4	0.00
CCH - HPO NI Housing First (Kauai)	PH - Permanent Supportive Housing (dis)	2	0.00
CCH - HPO Villages of Maili Bridge Housing	PH - Permanent Supportive Housing (dis)	1	0.00
HOPE - HPO NI Housing First	PH - Permanent Supportive Housing (dis)	3	14.67
IHS - SPC Home At Last 2010	PH - Permanent Supportive Housing (dis)	5	0.00
IHS - SPC No Place Like Home	PH - Permanent Supportive Housing (dis)	1	0.00
KPHC - New Beginnings S+C Program	PH - Permanent Supportive Housing (dis)	1	0.00
MHK - Safe Haven Permanent Supportive Housing	PH - Permanent Supportive Housing (dis)	1	0.00
SHDC - Oahu Shelter Plus Care Program	PH - Permanent Supportive Housing (dis)	5	2.20
USVETS - BP Leeward PSH	PH - Permanent Supportive Housing (dis)	1	0.00
USVETS - BP Permanent Supportive Housing CoC	PH - Permanent Supportive Housing (dis)	1	28.00
USVETS - WCC Housing First Increment II (City)	PH - Permanent Supportive Housing (dis)	12	9.25
ALEA - ESG Rapid Rehousing	PH - Rapid Re-Housing	3	39.00
ASI - ESG Rapid Re-Housing	PH - Rapid Re-Housing	3	0.00
ASI - HPO RRH Rapid ReHousing	PH - Rapid Re-Housing	20	0.00
CCH - HPO HPP Rapid Re-housing	PH - Rapid Re-Housing	27	0.00
CCH - HPO RRH Rapid Re-Housing (Kauai)	PH - Rapid Re-Housing	6	0.00
CCH - HPO SHEG NI Rapid Rehousing	PH - Rapid Re-Housing	5	0.00
CCH - SSVF Priority 1 Rapid Rehousing	PH - Rapid Re-Housing	3	0.33
FLC - ESG Kauai Rapid Re-housing	PH - Rapid Re-Housing	2	0.50
FLC - Rental Assistance Program (RAP)	PH - Rapid Re-Housing	3	0.00
GHP - ESG Rapid Re-Housing	PH - Rapid Re-Housing	2	3.00
IHS - HPO HPP Rapid Re-housing	PH - Rapid Re-Housing	9	2.00
IHS - HPO RRH Rapid Re-Housing	PH - Rapid Re-Housing	20	0.00
IHS - New Youth Rapid Re-Housing 2016 (NYRRH 2016)	PH - Rapid Re-Housing	1	0.00
SARMY - HPO FSO RRH Rapid Re-Housing	PH - Rapid Re-Housing	1	0.00
USVETS - SSVF Oahu Rapid Re-housing (CLOSED)	PH - Rapid Re-Housing	1	2.00
USVETS - SSVF Priority 1 Rapid Re-housing	PH - Rapid Re-Housing	19	4.21
USVETS - WCC ESG Rapid Re-Housing 2018	PH - Rapid Re-Housing	17	3.57
USVETS - WCC HPO RRH Rapid Re-Housing	PH - Rapid Re-Housing	67	4.84
USVETS - BP HPO GPD Low Demand	Safe Haven (SH)	7	3.86
LASH - HPO Legal Services Program	Services Only	43	0.00
QMC - HPO Emergency Department	Services Only	6	12.00
ALEA - Street Outreach Program	Street Outreach	4	25.75
FLC - HPO Maui Regions 1, 2, 3, 6 - Street Outreach	Street Outreach	30	0.17
FLC - HPO Maui Regions 4, 5 - Street Outreach	Street Outreach	24	0.04
HOPE - HPO Hawaii Regions 1, 8, 9, 10 - Street Outreach	Street Outreach	5	0.80
HOPE - HPO Hawaii Regions 2, 3, 4, 5, 6, 7 - Street Outreach	Street Outreach	30	1.83
HOPE - PATH Street Outreach Program	Street Outreach	5	3.60
IHS - HPO Oahu Region 1 - Street Outreach	Street Outreach	3	0.00
IHS - HPO Oahu Region 2 - Street Outreach	Street Outreach	32	0.00
IHS - HPO Oahu Region 4 - Street Outreach	Street Outreach	3	3.00
KEO - HPO Kauai All Regions - Street Outreach	Street Outreach	23	3.13
KPHC - HPO Oahu Region 1 - Street Outreach	Street Outreach	9	0.00
KPHC - HPO Oahu Region 6 - Street Outreach	Street Outreach	1	0.00
KPHC - PATH Street Outreach Program	Street Outreach	9	0.00

Timeliness Report - June 2019

Exits

Date Range: 6/1/2019 - 6/30/2019

Average Days Taken to Exit Enrollments (clients exited during reporting period)			
Program Name	Program Type	Total Exited Clients	Avg Days to Exit
KWO - HPO Oahu Region 7 - Street Outreach	Street Outreach	39	1.18
MHK - Oahu Activity Center Homeless Outreach Program	Street Outreach	3	0.00
MHK - PATH Street Outreach Program	Street Outreach	7	0.00
USVETS - BP HPO Oahu Region 3 - Street Outreach	Street Outreach	9	1.11
USVETS - BP HPO Oahu Region 5 - Street Outreach	Street Outreach	1	0.00
WCCHC - Homeless Outreach Program	Street Outreach	52	0.00
ASI - HPO Ohana Ola O Kahumana	Transitional Housing (TH)	20	0.00
GHP - HPO Community Residential Program TH	Transitional Housing (TH)	2	9.50
HAP - Na Kahua Hale O Ulu Wini	Transitional Housing (TH)	2	1.00
HCAP - HPO Kumuhonua	Transitional Housing (TH)	3	0.33
HKIPA - HPO Maka'aloa Men's TLP	Transitional Housing (TH)	1	1.00
HNO - HPO Weinberg Village Waimanalo	Transitional Housing (TH)	11	0.45
HSI - HPO Kulaokahua Apts (TH for the Elderly)	Transitional Housing (TH)	3	0.67
HSI - HPO Na Kolea Rooming House	Transitional Housing (TH)	5	0.40
KHAKE - HPO Central TH	Transitional Housing (TH)	20	3.70
KHAKE - HPO Westside TH	Transitional Housing (TH)	12	3.83
KWO - HPO Onemalu Transitional Housing	Transitional Housing (TH)	7	2.29
USVETS - BP HPO GPD Bridge Housing	Transitional Housing (TH)	3	3.67
USVETS - BP HPO GPD Clinical Treatment	Transitional Housing (TH)	1	11.00
USVETS - WCC SITH	Transitional Housing (TH)	2	2.00
WIN - HPO Bridge To Success Halawa TH	Transitional Housing (TH)	4	2.25
WIN - HPO Family House Aiea TH	Transitional Housing (TH)	1	0.00
Aggregates		1815	2.68