

From: Carlos Peraro, Ka Mana O Na Helu
To: Harold Brackeen, State of Hawaii, Homeless Programs Administrator
Brandee Menino, BTG Chair; Laura Thielen, PIC
Date: September 15, 2019
Re: August 2019 HMIS Monitoring Reports

Attached for your review and dissemination to Continuum agencies is the August 2019 HMIS monitoring report. Below are brief highlights from the attached reports.

- 1) End of month, August 2019 Census summary by Continuum and Statewide (pp. 2-8)
 - The Statewide census for emergency shelter (ES) and transitional housing (TH) programs decreased in August 2019 (2,594), compared to July 2019 (2,665), with a decrease in emergency programs for both Oahu and Neighbor Islands, and an increase in TH programs for neighbor islands, but a decrease in TH programs for Oahu.
 - The total “vacant beds” compared to the HIC bed capacity was 629 (ES and TH) and 561 (permanent supportive housing – PSH). This is an increase for ES and TH, but a decrease for PSH compared to last month. HIC openings can also vary depending on differences in household size.
 - 45 programs on Oahu and 23 programs on the Neighbor Islands had utilization rates of less than 85% or greater than 110%. These programs are marked in red.
 - Statewide active outreach clients totaled 1,126 (676 on Oahu and 450 on the Neighbor Islands).
- 2) Consent report for August 2019 (pp. 9-19)
 - VI-SPDAT Assessments: Consent to share data rates for Neighbor Islands and Oahu programs were 99% and 96% respectively; (July’s rates: 99% and 93% respectively). (bottom page 9)
 - By Name List: Consent to share data rates as of the 9/02/19, BNL cut was 98% statewide – one percentage point increase from the July 2019 report. August rates included: Oahu Families (91%) and Singles (99%). Neighbor Island rates were 100% for Kauai Singles/Families and Maui Singles, and 99% for Hawaii Singles/Families and for Maui Families. (page 10).
 - For adult program intakes entered in August 2019 (n=949), the statewide consent to share was 94%, the same rate as reported in July 2019, and a sustained improvement from August 2017 (55%).
 - Five programs (pp. 11-14) had consent rates below 80% (August Intakes) - highlighted in RED.
- 3) Length of stay (LOS) by agency and program for clients exiting during August 2019 (pp. 20-23)
 - The average LOS over all programs was 182 days (representing 1,153 exits), an increase compared to July 2019 (143 days). If the 44 permanent supportive housing programs exits are omitted, the average LOS was 148 days.
 - Overall, street outreach and ES programs’ LOS were the shortest (92 and 100 days). PSH and TH length of stays were the longest (1,062 and 362 days).
 - By County, Oahu (206 days) and Hawaii (195 days) averaged the longest LOS, followed by Kauai (97 days) and Maui (44 days). Of note is that the average includes PSH projects, which heavily skew this statistic.
 - Emergency shelter LOS ranged from 46 days on Hawaii to 115 days on Oahu. In July, emergency shelter LOS ranged from 36 days (Kauai) to 92 days (Oahu).
- 4) Timeliness (entries and exits) during August 2019 (pp. 24-29)
 - Intake timeliness was 2.71 average days, an increase compared to 2.24 average days in July.
 - 59 programs (highlighted in RED) averaged more than 3 days to enter intakes.
 - Exit timeliness decreased to 3.00 average days compared to 3.38 days in July.
 - 56 programs (highlighted in RED) averaged more than 3 days to enter exits.

HMIS Census Report - August 2019
Oahu and Neighbor Islands - HIC Facilities

Summary of Monthly HMIS Shelter Census Counts

September 2018 - August 2019

Highlights indicate that corrections were made .
 Errors were found in the January reports.

HI-501 Oahu Census Summary

	Emerg	Trans	Total HUD Homeless	HIC Openings	PH	HIC Openings	Veterans ES/TH
September 30, 2018	1143	995	2138	242	1107	236	233
October 31, 2018	1009	785	1794	435	1102	224	158
November 30, 2018	981	801	1782	439	1100	226	162
December 31, 2018	1000	820	1820	402	1117	209	169
January 31, 2019	903	835	1738	492	1110	220	163
February 28, 2019	956	859	1815	442	1108	225	178
March 31, 2019	1048	862	1910	454	1096	310	179
April 30, 2019	1101	849	1950	424	1104	384	165
May 31, 2019	1158	867	2025	382	1090	397	174
June 30, 2019	1187	808	1995	383	1050	414	142
July 31, 2019	1251	728	1979	467	1075	400	155
August 31, 2019	1218	714	1932	451	1105	371	164

HI-500 Balance of State Census Summary

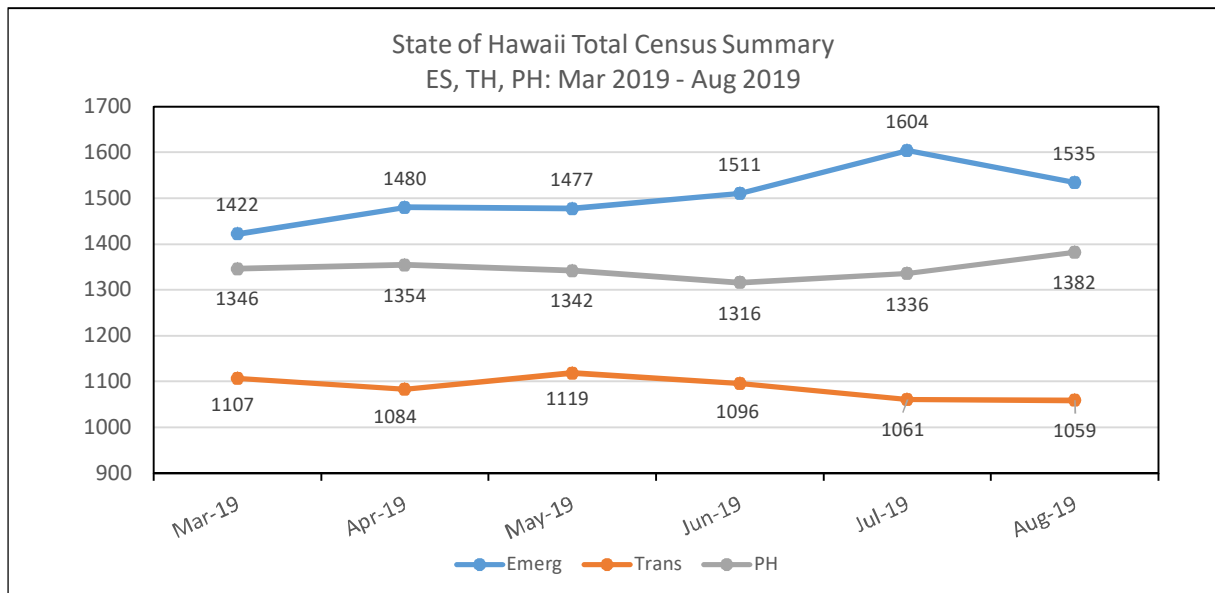
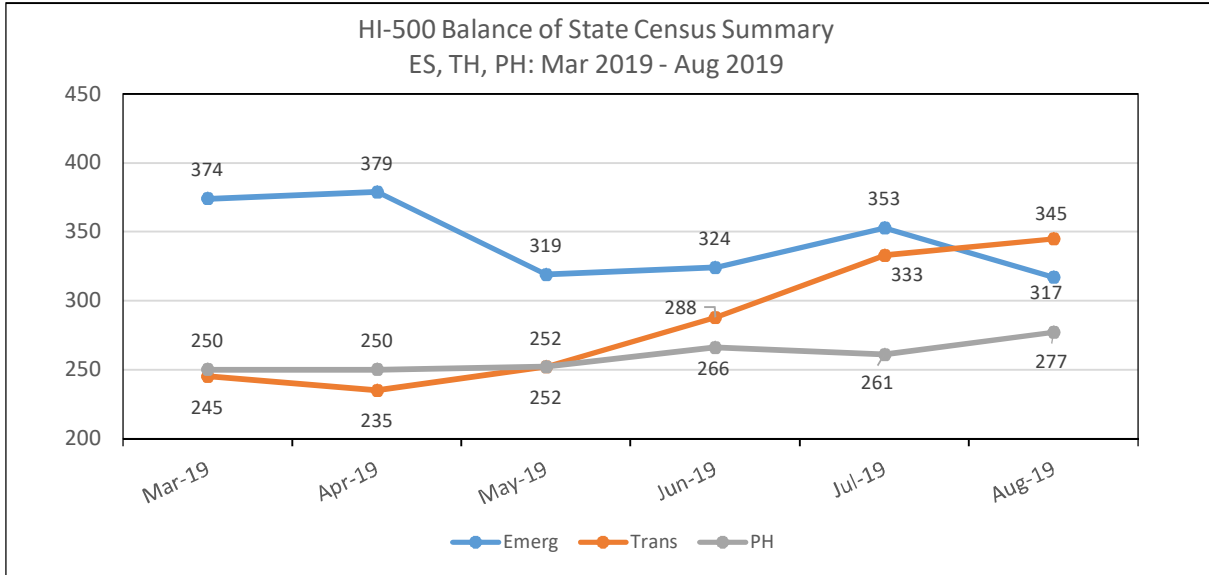
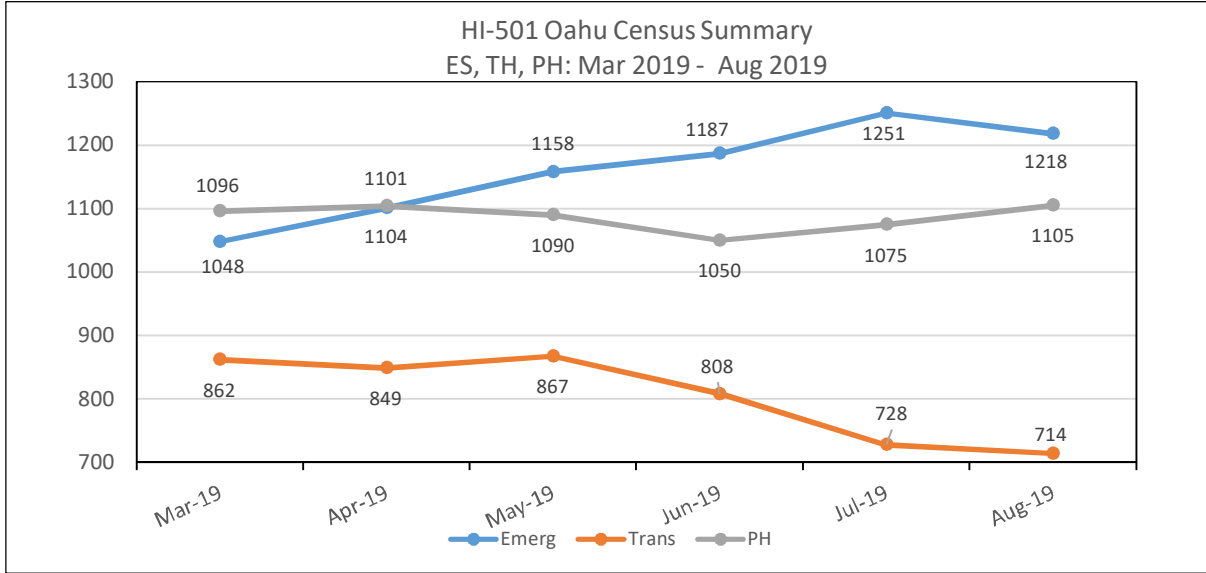
	Emerg	Trans	Total HUD Homeless	HIC Openings	PH	HIC Openings	Veterans ES/TH
September 30, 2018	547	188	735	101	327	121	28
October 31, 2018	423	201	624	131	266	180	26
November 30, 2018	441	260	701	75	260	188	24
December 31, 2018	415	257	672	89	251	199	21
January 31, 2019	385	261	646	100	251	202	23
February 28, 2019	395	260	655	96	252	170	28
March 31, 2019	374	245	619	128	250	172	25
April 30, 2019	379	235	614	126	250	195	22
May 31, 2019	319	252	571	198	252	217	25
June 30, 2019	324	288	612	179	266	206	26
July 31, 2019	353	333	686	147	261	217	28
August 31, 2019	317	345	662	178	277	190	22

State of Hawaii Total Census Summary

	Emerg	Trans	Total HUD Homeless	HIC Openings	PH	HIC Openings	Veterans ES/TH
September 30, 2018	1690	1183	2873	343	1434	357	261
October 31, 2018	1432	986	2418	566	1368	404	184
November 30, 2018	1422	1061	2483	514	1360	414	186
December 31, 2018	1415	1077	2492	491	1368	408	190
January 31, 2019	1288	1096	2384	592	1361	422	186
February 28, 2019	1351	1119	2470	538	1360	395	206
March 31, 2019	1422	1107	2529	582	1346	482	204
April 30, 2019	1480	1084	2564	550	1354	579	187
May 31, 2019	1477	1119	2596	580	1342	614	199
June 30, 2019	1511	1096	2607	562	1316	620	168
July 31, 2019	1604	1061	2665	614	1336	617	183
August 31, 2019	1535	1059	2594	629	1382	561	186

HMIS Census Report - August 2019 Oahu and Neighbor Islands - HIC Facilities

Summary of Monthly HMIS Shelter Census Counts



HMIS Census Report - August 2019
Oahu and Neighbor Islands - HIC Facilities

Proj. Type	Organization Name	Project Name	HIC Beds	Census on 8/31/19	% HIC Beds	Technical Openings	Veterans
ES	Child and Family Service	CFS - Honolulu Shelter	49	SP	NR	NR	SP
ES	Child and Family Service	CFS - Leeward Shelter	27	SP	NR	NR	SP
ES	Catholic Charities Hawaii	CCH - HPO Kakaako Family Assessment Center	50	34	68%	16	0
ES	Catholic Charities Hawaii	CCH - HPO Villages of Maili Family and Individual Assessment Ce	120	124	103%	0	1
ES	Family Promise of Hawaii	FPH - Honolulu Family Center	14	9	64%	5	0
ES	Family Promise of Hawaii	FPH - Windward Family Center	14	4	29%	10	0
ES	Hale Kipa Inc.	HKIPA - Boys Shelter BCP ES	8	1	13%	7	0
ES	Hale Kipa Inc.	HKIPA - Girls Shelter BCP ES	8	6	75%	2	0
ES	IHS Institute for Human Services	IHS - Behavioral Health ES	10	1	10%	9	0
ES	IHS Institute for Human Services	IHS - Hale Mauliola Program (Sand Island ES)	85	95	112%	0	8
ES	IHS Institute for Human Services	IHS - HPO Kaa`ahi Families ES	100	95	95%	5	1
ES	IHS Institute for Human Services	IHS - HPO Kaa`ahi Women's ES	68	68	100%	0	2
ES	IHS Institute for Human Services	IHS - HPO Queen's Medical Respite Kalihi Uka Recovery Home	8	7	88%	1	1
ES	IHS Institute for Human Services	IHS - HPO Queen's Medical Respite Tutu Bert's 1	12	4	33%	8	1
ES	IHS Institute for Human Services	IHS - HPO Queen's Medical Respite Tutu Bert's 2	10	5	50%	5	0
ES	IHS Institute for Human Services	IHS - HPO Sumner Men's ES	166	219	132%	0	47
ES	IHS Institute for Human Services	IHS - TBH Medical Respite (ES)	16	12	75%	4	2
ES	Kealahou West Oahu	KWO - HPO Onelau`ena Emergency Shelter	244	191	78%	53	5
ES	Parents and Children Together	PACT - Ohia Shelter	21	SP	NR	NR	SP
ES	Shelter of Wisdom	SOW - Great Joy 1	8	5	63%	3	0
ES	Shelter of Wisdom	SOW - Great Joy 2	9	9	100%	0	2
ES	Shelter of Wisdom	SOW - Great Joy 3	10	6	60%	4	0
ES	Shelter of Wisdom	SOW - Great Joy 4	6	6	100%	0	1
ES	Shelter of Wisdom	SOW - Hearts of Joy 2	13	12	92%	1	0
ES	Shelter of Wisdom	SOW - Streams of Joy 1	6	4	67%	2	0
ES	Shelter of Wisdom	SOW - Streams of Joy 2	10	13	130%	0	1
ES	U.S. Veterans Initiative	USVETS - BP Ewa HOPTEL	5	1	20%	4	1
ES	U.S. Veterans Initiative	USVETS - BP Pearl City HOPTEL	5	5	100%	0	5
ES	U.S. Veterans Initiative	USVETS - BP Pearl City Seniors HOPTEL	5	2	40%	3	2
ES	U.S. Veterans Initiative	USVETS - BP Respite Beds Barbers Point	10	8	80%	2	8
ES	U.S. Veterans Initiative	USVETS - WCC HOPTEL	5	2	40%	3	2
ES	U.S. Veterans Initiative	USVETS - WCC HPO Emergency Shelter	191	157	82%	34	9
ES	Waikiki Health Center	WH - HPO Next Step Emergency Shelter	135	113	84%	22	6
ES	Windward Spouse Abuse Shelter	WSAS - Hale Ola	18	SP	NR	NR	NR
	Subtotal Emergency Shelter		1351	1218	90%	203	105
TH	Alternative Structures Int't	ASI - Ohana Ola O Kahumana	222	188	85%	34	0
TH	Catholic Charities Hawaii	CCH - HPO Ma`ili Land Transitional Housing	54	49	91%	5	0
TH	Child and Family Service	CFS - Transitional Apartments (Honolulu and Leeward)	46	NR	NR	NR	NR
TH	Gregory House Programs	GHP - HOPWA Gregory House (Competitive TH)	15	16	107%	0	2
TH	Gregory House Programs	GHP - HPO Community Residential Program TH	11	10	91%	1	3
TH	Honolulu Community Action Prog	HCAP - HPO Kumuhonua	68	58	85%	10	2
TH	Hale Kipa Inc.	HKIPA - HPO Maka`aloa Men's TLP	4	3	75%	1	0
TH	Ho`omau Ke Ola	HKO - Lahilahi	10	7	70%	3	0
TH	Holomua Na `Ohana	HNO - HPO Weinberg Village Waimanalo	125	88	70%	37	0
TH	Housing Solutions Inc.	HSI - HPO Kulaokahua Apts (TH for the Elderly)	31	28	90%	3	3
TH	Housing Solutions Inc.	HSI - HPO Na Kolea Rooming House	64	31	48%	33	2
TH	Kealahou West Oahu	KWO - HPO Onemalu Transitional Housing	190	135	71%	55	2
TH	Parents and Children Together	PACT - Lehua	8	NR	NR	NR	NR
TH	The Salvation Army	SARMY - FSO Pathway of Hope Transitional Housing	24	10	42%	14	0
TH	The Salvation Army ATS	SARMY - Ka Ohu Hou O Manoa FTS	30	18	60%	12	0
TH	Steadfast Housing Dev Corp	SHDC - HPO Hale Ulu Pono TH	10	5	50%	5	1
TH	U.S. Veterans Initiative	USVETS - BP HPO GPD Bridge Housing	36	26	72%	10	2
TH	U.S. Veterans Initiative	USVETS - BP HPO GPD Clinical Treatment	12	12	100%	0	26
TH	U.S. Veterans Initiative	USVETS - BP SITH	3	2	67%	1	12
TH	U.S. Veterans Initiative	USVETS - WCC SITH	5	4	80%	1	4
TH	Windward Spouse Abuse Shelter	WSAS - Imua	1	NR	NR	NR	NR
TH	Women in Need	WIN - Bridge To Success Halawa TH	27	12	44%	15	0
TH	Women in Need	WIN - Family House Aiea TH	20	12	60%	8	0
	Subtotal Transitional Housing		965	714	74%	248	59
PSH	Alternative Structures Int't	ASI - Leeward CoC PSH	54	51	94%	3	0
PSH	Catholic Charities Hawaii	CCH - City HF Increment III	130	98	75%	32	4
PSH	Catholic Charities Hawaii	CCH - HPO Villages of Maili Bridge Housing	75	12	16%	63	1
PSH	Gregory House Programs	GHP - HOPWA Formula - PSH TBRA	33	30	91%	3	6
PSH	Gregory House Programs	GHP - HOPWA SPNS - Competitive PSH TBRA	48	40	83%	8	2
PSH	IHS Institute for Human Services	IHS - City FY15 Housing First PSH	177	142	80%	35	2
PSH	IHS Institute for Human Services	IHS - New PSH 2013 (CoC Funded)	34	16	47%	18	1
PSH	IHS Institute for Human Services	IHS - SPC Home At Last 2010	94	87	93%	7	11

HMIS Census Report - August 2019
Oahu and Neighbor Islands - HIC Facilities

Proj. Type	Organization Name	Project Name	HIC Beds	Census on 8/31/19	% HIC Beds	Technical Openings	Veterans
PSH	IHS Institute for Human Services	IHS - SPC Home Sweet Home II	18	10	56%	8	0
PSH	IHS Institute for Human Services	IHS - SPC No Place Like Home	18	11	61%	7	1
PSH	Kalihi-Palama Health Center	KPHC - New Beginnings S+C Program	181	162	90%	19	7
PSH	Mental Health Kokua	MHK - Safe Haven Permanent Supportive Housing	25	25	100%	0	2
PSH	Steadfast Housing Dev Corp	SHDC - Ekolu Group Homes Ahukini (Oahu)	5	3	60%	2	0
PSH	Steadfast Housing Dev Corp	SHDC - Ekolu Group Homes Kaukama (Oahu)	5	3	60%	2	0
PSH	Steadfast Housing Dev Corp	SHDC - Ekolu Group Homes Komo Mai (Oahu)	5	4	80%	1	0
PSH	Steadfast Housing Dev Corp	SHDC - Kalaeloa (Headway House) CoC Funded (Oahu)	40	21	53%	19	1
PSH	Steadfast Housing Dev Corp	SHDC - Oahu Shelter Plus Care Program	152	145	95%	7	6
PSH	U.S. Veterans Initiative	USVETS - BP HPO Housing First PSH	114	114	100%	0	37
PSH	U.S. Veterans Initiative	USVETS - BP Leeward PSH	116	19	16%	97	1
PSH	U.S. Veterans Initiative	USVETS - BP PH2 CHAMPS VET FAMILIES	30	30	100%	0	17
PSH	U.S. Veterans Initiative	USVETS - WCC Housing First Increment II (City)	122	82	67%	40	6
	Subtotal Permanent Housing		1476	1105	75%	371	105
RRH	ALEA Bridge	ALEA - ESG Rapid Rehousing	NA	6	NA	NA	0
RRH	Alternative Structures Int't	ASI - ESG Rapid Re-Housing	NA	28	NA	NA	0
RRH	Alternative Structures Int't	ASI - HPO RRH Rapid ReHousing	NA	53	NA	NA	0
RRH	Catholic Charities Hawaii	CCH - HPO HPP Rapid Re-housing	NA	77	NA	NA	0
RRH	Catholic Charities Hawaii	CCH - HPO SHEG Oahu Rapid Re-Housing	NA	25	NA	NA	1
RRH	Catholic Charities Hawaii	CCH - SSVF Priority 1 Rapid Rehousing	NA	16	NA	NA	16
RRH	Gregory House Programs	GHP - ESG Rapid Re-Housing	NA	26	NA	NA	0
RRH	Honolulu Community Action Prog	HCAP - HPO RRH Rapid Re-Housing	NA	80	NA	NA	4
RRH	IHS Institute for Human Services	IHS - ESG Rapid Re-housing	NA	123	NA	NA	3
RRH	IHS Institute for Human Services	IHS - HOMES Clean & Sober	NA	24	NA	NA	2
RRH	IHS Institute for Human Services	IHS - HPO HPP Rapid Re-housing	NA	131	NA	NA	0
RRH	IHS Institute for Human Services	IHS - HPO RRH Rapid Re-Housing	NA	36	NA	NA	0
RRH	IHS Institute for Human Services	IHS - New Youth Rapid Re-Housing 2016 (NYRRH 2016)	NA	40	NA	NA	2
RRH	Kalihi-Palama Health Center	KPHC - ESG Rapid Re-housing	NA	50	NA	NA	3
RRH	The Salvation Army	SARMY - HPO FSO RRH Rapid Re-Housing	NA	79	NA	NA	1
RRH	U.S. Veterans Initiative	USVETS - SSVF Priority 1 Rapid Re-housing	NA	107	NA	NA	89
RRH	U.S. Veterans Initiative	USVETS - WCC ESG Rapid Re-Housing 2017	NA	1	NA	NA	0
RRH	U.S. Veterans Initiative	USVETS - WCC ESG Rapid Re-Housing 2018	NA	23	NA	NA	0
RRH	U.S. Veterans Initiative	USVETS - WCC HPO RRH Rapid Re-Housing	NA	31	NA	NA	1
RRH	Waikiki Health	WH - HUD Youth Rapid Re-housing	NA	5	NA	NA	0
	Subtotal Rapid ReHousing			961	NA	NA	122
	Total Emergency+Transitional		2,316	1,932	83%	451	164
	Total Permanent		1,476	1,105	75%	371	105
	TOTAL		3,792	3,037	80%	822	269

HMIS Census Report - August 2019
Oahu and Neighbor Islands - HIC Facilities

Project Type	Organization Name	Project Name	HIC Beds	Census on 8/31/19	%HIC Beds	Technical Openings	Veterans
ES	Child and Family Service	CFS - Hale Ohana	16	SP	NR	NR	NR
ES	Child and Family Service	CFS - West Hawaii Domestic Abuse Shelter	10	SP	NR	NR	NR
ES	Family Life Center	FLC - HPO Ho'olanani	18	10	56%	8	0
ES	HOPE Services Hawaii	HOPE - HPO East Hawaii Emergency Mens Program ES	16	11	69%	5	0
ES	HOPE Services Hawaii	HOPE - HPO Kiheipua	44	29	66%	15	0
ES	HOPE Services Hawaii	HOPE - HPO West Hawaii Emergency Housing Program	31	23	74%	8	4
ES	HOPE Services Hawaii	HOPE - Sacred Hearts Emergency Shelter	15	17	113%	0	0
ES	Kauai Economic Opportunity	KEO - HPO Mana'olana Emergency	38	29	76%	9	0
ES	KHAKO, INC	KHAKO - HPO Central ES	165	104	63%	61	4
ES	KHAKO, INC	KHAKO - HPO Westside ES	112	67	60%	45	4
ES	Neighborhood Place of Puna	NPP - HPO Family Assessment Center at Hale Iki	30	22	73%	8	0
ES	USVETS	USVETS - BP Hilo HOPTEL Program	5	4	80%	1	4
ES	USVETS	USVETS - BP Kauai HOPTEL Program	5	1	20%	4	1
ES	Women Helping Women	WHW - Hale Lokomaikai	17	SP	NR	NR	NR
ES	YWCA of Kauai	YWCA - Family Violence Shelter	18	SP	NR	NR	NR
	Subtotal Emergency Shelters		479	317	66%	164	17
TH	Child and Family Service	CFS - Hale Kahua Pa'a	10	NR	NR	NR	NR
TH	Hawaii Affordable Properties, Inc.	HAP - Na Kahua Hale O Ulu Wini	80	84	105%	0	0
TH	Hawaii Island Home for Recovery, Inc.	HIHR - HPO Transitional Housing	16	15	94%	1	1
TH	HOPE Services Hawaii	HOPE - Kuleana House	6	5	83%	1	0
TH	HOPE Services Hawaii	HOPE - Wilder House	8	8	100%	0	1
TH	Kauai Economic Opportunity	KEO - HPO Komohana Group Home TH	6	5	83%	1	1
TH	Kauai Economic Opportunity	KEO - HPO Mana'olana Transitional Housing	24	19	79%	5	0
TH	Kauai Economic Opportunity	KEO - Kome Transitional Housing Program	7	6	86%	1	0
TH	Kauai Economic Opportunity	KEO - Lawehana Transitional Housing Program	9	9	100%	0	0
TH	KHAKO, INC	KHAKO - HPO Central TH	64	97	152%	0	1
TH	KHAKO, INC	KHAKO - HPO Westside TH	56	87	155%	0	1
TH	Women In Need	WIN - HPO Bridge To Success Kauai TH	15	10	67%	5	0
	Subtotal Transitional Housing		291	345	119%	14	5
PSH	Catholic Charities Hawaii	CCH - HPO NI Housing First (Kauai)	14	11	79%	3	0
PSH	Family Life Center	FLC - HPO NI Housing First	45	41	91%	4	4
PSH	Family Life Center	FLC - Ohana One PSH CoC Program	4	4	100%	0	0
PSH	Family Life Center	FLC - S+C 1	22	22	100%	0	0
PSH	Family Life Center	FLC - S+C 2	30	23	77%	7	3
PSH	Family Life Center	FLC - S+C 3	20	15	75%	5	1
PSH	Hawaii Island Home for Recovery, Inc.	HIHR - PSH 1	16	17	106%	0	1
PSH	Hawaii Island Home for Recovery, Inc.	HIHR - PSH 2	3	3	100%	0	0
PSH	Hawaii Island Home for Recovery, Inc.	HIHR - PSH 3	3	3	100%	0	0
PSH	Hawaii Island Home for Recovery, Inc.	HIHR - PSH 4	5	4	80%	1	0
PSH	HOPE Services Hawaii	HOPE - Continuum of Care II PSH	20	2	10%	18	0
PSH	HOPE Services Hawaii	HOPE - HPO NI Housing First	125	58	46%	67	5
PSH	HOPE Services Hawaii	HOPE - Kukui S+C Program	111	33	30%	78	2
PSH	Kauai Economic Opportunity	KEO - Pa`a Hana PSH	4	2	50%	2	1
PSH	Maui AIDS Foundation	MAF - HOPWA Formula - PSH TBRA	20	20	NR	0	1
PSH	Steadfast Housing Dev Corp	SHDC - Eha S+C (Maui)	26	27	104%	0	3
PSH	Steadfast Housing Dev Corp	SHDC - Kaahela CoC Funded (Kauai)	6	6	100%	0	0
PSH	Steadfast Housing Dev Corp	SHDC - Kaulana CoC Funded (Maui)	5	5	100%	0	0
PSH	Steadfast Housing Dev Corp	SHDC - Kulalani CoC Funded (Maui)	6	1	17%	5	0
PSH	Subtotal Permanent Supportive Housing		465	277	60%	190	20
RRH	Catholic Charities Hawaii	CCH - HPO RRH Rapid Re-Housing (Kauai)	NA	34	NA	NA	0
RRH	Catholic Charities Hawaii	CCH - HPO SHEG NI Rapid Rehousing	NA	33	NA	NA	2
RRH	Family Life Center	FLC - ESG Kauai Rapid Re-housing	NA	9	NA	NA	0
RRH	Family Life Center	FLC - ESG Maui Rapid Re-housing	NA	27	NA	NA	0
RRH	Family Life Center	FLC - HPO HPP Maui Rapid Re-housing	NA	13	NA	NA	0
RRH	Family Life Center	FLC - HPO RRH Rapid Re-Housing	NA	70	NA	NA	0
RRH	HOPE Services Hawaii	HOPE - ESG Rapid Re-housing	NA	8	NA	NA	0
RRH	HOPE Services Hawaii	HOPE - HPO HPP Rapid Re-housing	NA	61	NA	NA	0
RRH	HOPE Services Hawaii	HOPE - HPO RRH Rapid Re-Housing	NA	73	NA	NA	1
RRH	HOPE Services Hawaii	HOPE - New Start	NA	8	NA	NA	0
RRH	U.S. Veterans Initiative	USVETS - SSVF Priority 1 Rapid Re-housing	NA	48	NA	NA	31
	Subtotal Rapid ReHousing		NA	384	NA	NA	34
	Total Emergency+Transitional		770	662	86%	178	22
	Total Permanent		465	277	60%	190	20
	TOTAL		1,235	939	76%	368	42

Homeless Programs Office (HPO) Unit Utilization Analysis

Occupancy as of: 8/30/2019

Program Name	Program Type	HMIS Households Served	Total Number of Living Units Per Facilities Description	Utilization Rate
CCH - HPO Kakaako Family Assessment Center	ES	11	12	92%
CCH - HPO Villages of Maili Family and Individual Assessment	ES	55	78	71%
HOPE - Kiheipua	ES	12	15	80%
IHS - HPO Kaa`ahi Families ES	ES	33	25	132%
KHAKO - Central ES	ES	59	54	109%
KHAKO - Westside ES	ES	38	50	76%
KWO - Onelau`ena Emergency Shelter	ES	62	71	87%
NPP - HPO Family Assessment Center at Hale Iki	ES	7	9	78%
USVETS - WCC Emergency Shelter	ES	97	102	95%
WH - Next Step Emergency Shelter	ES	128	123	104%
ASI - Ohana Ola O Kahumana	TH	39	48	81%
CCH - Ma`ili Land Transitional Housing	TH	14	15	93%
GHP - Community Residential Program TH	TH	11	14	79%
HCAP - Kumuhonua	TH	51	58	88%
HIHR - Transitional Housing	TH	16	16	100%
HKIPA - Apana Women's Shelter TLP	TH	0	4	0%
HKIPA - Maka`aloa Men's TLP	TH	3	4	75%
HNO - Weinberg Village Waimanalo	TH	22	30	73%
HSI - Kulaokahua Apts (TH for the Elderly)	TH	28	29	97%
HSI - Na Kolea Rooming House (TH for Working Singles)	TH	33	64	52%
KEO - Komohana Group Home TH	TH	4	5	80%
KEO - Mana'olana Transitional Housing	TH	8	8	100%
KHAKO - Central TH	TH	42	58	72%
KHAKO - Westside TH	TH	36	40	90%
KWO - Onemalu Transitional Housing	TH	34	40	85%
SHDC - Hale Ulu Pono TH	TH	5	5	100%
USVETS - BP GPD Projects	TH	92	98	94%
WIN - Bridge To Success Halawa TH (formerly Waianae)	TH	12	5	240%
WIN - Bridge To Success Kauai TH	TH	11	9	122%
WIN - Family House Aiea TH	TH	10	8	125%
Totals		973	1097	89%

HMIS Census Report - August 2019
Oahu and Neighbor Islands - HIC Facilities

Outreach Program Count

Active as of August 31, 2019

Programs	CoC	Active Count	# Veterans
FLC - HPO Maui Regions 1, 2, 3, 6 - Street Outreach	BOS	152	10
FLC - HPO Maui Regions 4, 5 - Street Outreach	BOS	61	4
HOPE - HPO Hawaii Regions 1, 8, 9, 10 - Street Outreach	BOS	61	2
HOPE - HPO Hawaii Regions 2, 3, 4, 5, 6, 7 - Street Outreach	BOS	56	1
HOPE - PATH Street Outreach Program	BOS	22	1
KEO - HPO Kauai All Regions - Street Outreach	BOS	87	3
LASH - SSVF Legal Services Program	BOS	5	0
SARMY - Maui Homeless Outreach Program	BOS	6	0
ALEA - Street Outreach Program	Oahu	46	3
HHHRC - Outreach	Oahu	2	0
HINC - Hope Inc. AMHD Street Outreach Program	Oahu	1	0
HKIPA/WH - YO!	Oahu	9	0
HNP - Hale Na`au Pono AMHD Street Outreach Program	Oahu	1	0
IHS - AMHD Street Outreach Program	Oahu	1	0
IHS - HPO Oahu Region 1 - Street Outreach	Oahu	3	0
IHS - HPO Oahu Region 2 - Street Outreach	Oahu	106	12
IHS - HPO Oahu Region 4 - Street Outreach	Oahu	78	5
KPHC - HPO Oahu Region 1 - Street Outreach	Oahu	13	0
KPHC - HPO Oahu Region 6 - Street Outreach	Oahu	1	0
KPHC - PATH Street Outreach Program	Oahu	20	1
KWO - HPO Oahu Region 7 - Street Outreach	Oahu	223	7
LASH - SSVF Legal Services Program	Oahu	6	6
MHK - Oahu Activity Center Homeless Outreach Program	Oahu	31	0
MHK - PATH Street Outreach Program	Oahu	1	0
USVETS - BP HPO Oahu Region 3 - Street Outreach	Oahu	29	2
USVETS - BP HPO Oahu Region 5 - Street Outreach		8	0
WCCHC - Homeless Outreach Program	Oahu	97	4
TOTAL BY CONTINUUM	Oahu	676	40
TOTAL BY CONTINUUM	BOS	450	21
TOTAL STATEWIDE		1,126	61

Outreach Program Summary	Oahu	BOS	State
September 30, 2018	1,066	602	1,668
October 31, 2018	933	528	1,461
November 30, 2018	1,004	536	1,540
December 31, 2018	1,087	514	1,601
January 31, 2019	710	259	969
February 28, 2019	840	304	1,144
March 31, 2019	768	355	1,123
April 30, 2019	722	402	1,124
May 31, 2019	729	407	1,136
June 30, 2019	771	428	1,199
July 31, 2019	615	426	1,041
August 31, 2019	676	450	1,126

Consent to Share Data - VI SPDAT Assessments August 2019

HMIS ORGANIZATION - HI 500	No	Yes	Grand Total	% Consent
Catholic Charities Hawaii	0	2	2	100%
Family Life Center	0	9	9	100%
Hawaii Island Home for Recovery	0	5	5	100%
HOPE Services Hawaii, Inc.	1	71	72	99%
Ka Hale A Ke Ola, Inc	0	35	35	100%
Kauai Economic Opportunity	0	4	4	100%
Neighborhood Place of Kona/Friends of the Future	0	4	4	100%
Neighborhood Place of Puna	0	7	7	100%
	1	137	138	99%

Consent to Share Data - VI SPDAT Assessments August 2019

HMIS ORGANIZATION - HI 501	No	Yes	Grand Total	% Consent
ALEA Bridge	0	4	4	100%
Catholic Charities Hawaii	0	14	14	100%
Department of Veterans Affairs	0	23	23	100%
Family Promise of Hawaii	0	2	2	100%
Gregory House Programs	0	1	1	100%
Hale Kipa	2	6	8	75%
Hawaii Health & Harm Reduction Center	0	1	1	100%
HOPE Inc.	0	5	5	100%
Housing Solutions, Inc.	0	19	19	100%
Institute for Human Services	3	60	63	95%
Kalihi Palama Health Center	0	1	1	100%
Kealahou West Oahu	3	27	30	90%
Koolauloa Health Center	0	2	2	100%
Mental Health Kokua	1	18	19	95%
North Shore Mental Health	0	1	1	100%
Queens's Medical Center	0	13	13	100%
Residential Youth Services & Empowerment	0	1	1	100%
Shelter of Wisdom	0	7	7	100%
USVETS	2	34	36	94%
Waianae Coast Comprehensive Health Center	0	3	3	100%
Waikiki Health	0	11	11	100%
	11	253	264	96%

Summary	Nov-18	Dec-18	Jan-19	Feb-19	Mar-19	Apr-19	May-19	Jun-19	Jul-19	Aug-19
% Consent - HI 500	96%	93%	96%	97%	98%	100%	95%	98%	99%	99%
% Consent - HI 501	91%	89%	92%	94%	94%	93%	93%	93%	93%	96%
State Summary	92%	90%	93%	95%	95%	95%	94%	95%	95%	97%

Consent to Share Data - Statewide BNL Reports as of 09/02/2019

Statewide Consent Summary by CES Program

CES Program	No	Yes	TOTAL	% Shared
Oahu Family	44	436	480	91%
Oahu Singles	8	1225	1233	99%
Hawaii Family	1	72	73	99%
Hawaii Singles	2	189	191	99%
Kauai Family	0	17	17	100%
Kauai Singles	0	48	48	100%
Maui Family	1	68	69	99%
Maui Singles	0	172	172	100%
TOTAL	56	2227	2283	98%

Oahu	97%
Hawaii	99%
Kauai	100%
Maui	100%

Oahu Consent Summary by Priority Group

Family CES				
	No	Yes	TOTAL	% Shared
PSH P1	0	13	13	100%
PSH P2	3	39	42	93%
PSH P3	6	49	55	89%
PSH P4	8	76	84	90%
PSH P5	7	63	70	90%
RRH P1	0	31	31	100%
RRH P2	13	54	67	81%
RRH P3	6	91	97	94%
TH P3	1	9	10	90%
TH P4	0	1	1	100%
TH P5	0	0	0	N/A
TH P6	0	10	10	100%
TOTAL	44	436	480	91%

Singles CES				
	No	Yes	TOTAL	% Shared
PSH P1	1	169	170	99%
PSH P2	1	157	158	99%
PSH P3	0	151	151	100%
PSH P4	2	211	213	99%
PSH P5	0	48	48	100%
RRH P1	1	141	142	99%
RRH P2	2	149	151	99%
RRH P3	1	120	121	99%
TH P3	0	38	38	100%
TH P4	0	19	19	100%
TH P5	0	22	22	100%
TH P6	0	0	0	N/A
TOTAL	8	1225	1233	99%

Hawaii Consent Summary by Priority Group

Family CES				
	No	Yes	TOTAL	% Shared
PSH	0	5	5	N/A
RRH	1	26	27	96%
TH	0	41	41	100%
TOTAL	1	72	73	99%

Singles CES				
	No	Yes	TOTAL	% Shared
PSH	0	18	18	100%
RRH	1	90	91	99%
TH	1	46	47	98%
TOTAL	2	189	191	99%

Kauai Consent Summary by Priority Group

Family CES				
	No	Yes	TOTAL	% Shared
PSH	0	0	0	N/A
RRH	0	4	4	100%
TH	0	13	13	100%
TOTAL	0	17	17	100%

Singles CES				
	No	Yes	TOTAL	% Shared
PSH	0	4	4	100%
RRH	0	16	16	100%
TH	0	28	28	100%
TOTAL	0	48	48	100%

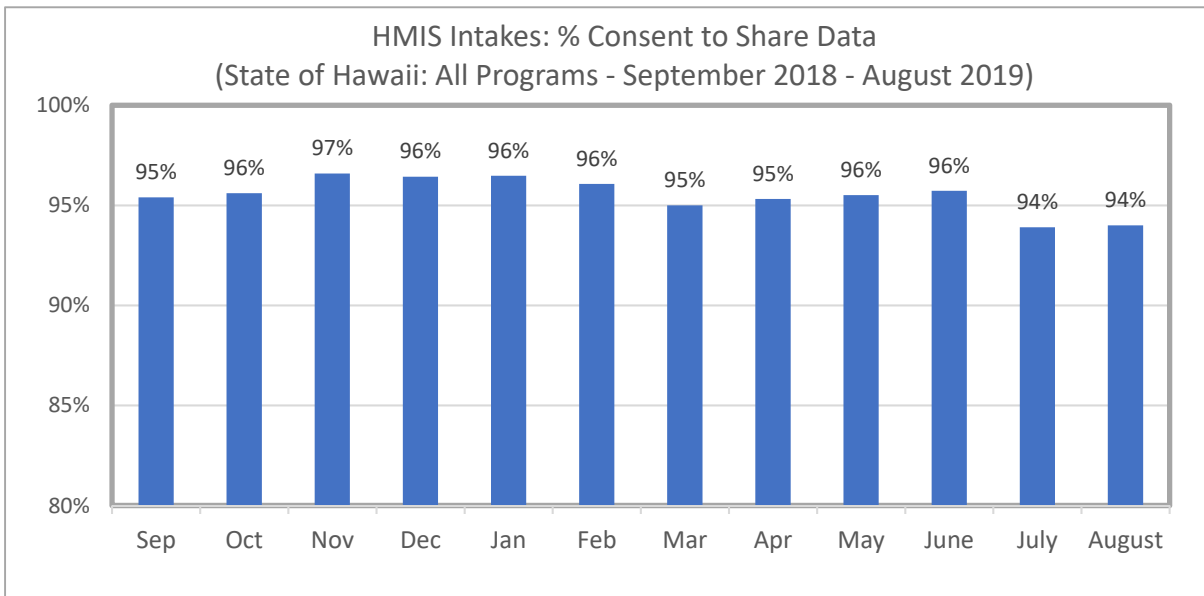
Maui Consent Summary by Priority Group

Family CES				
	No	Yes	TOTAL	% Shared
PSH	0	2	2	100%
RRH	1	29	30	97%
TH	0	37	37	100%
TOTAL	1	68	69	99%

Singles CES				
	No	Yes	TOTAL	% Shared
PSH	0	21	21	100%
RRH	0	74	74	100%
TH	0	77	77	100%
TOTAL	0	172	172	100%

**Consent to Share Data by Program Type
Adult Intakes During Aug 2019**

Program Types	No	Yes	Grand Total	% Consent
Emergency Shelter (ES)	25	293	318	92%
Homelessness Prevention	7	132	139	95%
PH - Permanent Supportive Housing	3	52	55	95%
PH - Rapid Re-Housing		82	82	100%
Safe Haven (SH)		8	8	100%
Services Only	1	33	34	97%
Street Outreach	19	224	243	92%
Transitional Housing (TH)	2	68	70	97%
Grand Total	57	892	949	94%



**Consent to Share Data by Organization and Program
Adult Intakes During Aug 2019**

Organization/Program	No	Yes	Grand Total	% Consent
ALEA - Street Outreach Program		5	5	100%
Alternative Structures International	1	18	19	95%
ASI - HPO Ohana Ola O Kahumana	1	12	13	92%
ASI - HPO RRH Homeless Prevention		6	6	100%
Catholic Charities Hawaii	8	101	109	93%
CCH - City HF Increment III	3	9	12	75%
CCH - HPO HPP Homeless Prevention	2	23	25	92%
CCH - HPO HPP Rapid Re-housing		2	2	100%
CCH - HPO Kakaako Family Assessment Center		3	3	100%
CCH - HPO SHEG NI Homelessness Prevention		14	14	100%
CCH - HPO SHEG NI Rapid Rehousing		8	8	100%
CCH - HPO SHEG Oahu Homelessness Prevention		5	5	100%
CCH - HPO SHEG Oahu Rapid Re-Housing		4	4	100%
CCH - HPO Villages of Maili Bridge Housing		2	2	100%

Adult Intakes During Aug 2019

Organization/Program	No	Yes	Grand Total	% Consent
ALEA - Street Outreach Program		5	5	100%
CCH - HPO Villages of Maili Family and Individual Assessment Center	1	19	20	95%
CCH - SSVF Priority 1 Rapid Rehousing		3	3	100%
CCH - HPO Ma'ili Land Transitional Housing		1	1	100%
CCH - HPO CSHI Hawaii County Homelessness Prevention	2	7	9	78%
CCH - HPO CSHI Oahu Homelessness Prevention		1	1	100%
Family Life Center		79	79	100%
FLC - HPO Ho'olanani		3	3	100%
FLC - HPO Maui Regions 1, 2, 3, 6 - Street Outreach		27	27	100%
FLC - HPO Maui Regions 4, 5 - Street Outreach		21	21	100%
FLC - HPO RRH Rapid Re-Housing		4	4	100%
FLC - S+C 1		4	4	100%
FLC - HPO HPP Maui Homelessness Prevention		5	5	100%
FLC - HPO NI Housing First		3	3	100%
FLC - ESG Maui Rapid Re-housing		4	4	100%
FLC - HPO HPP Maui Rapid Re-housing		2	2	100%
FLC - Ohana One PSH CoC Program		4	4	100%
FLC - HPO HPP Kauai Homelessness Prevention		2	2	100%
FPH - Windward Family Center		2	2	100%
Gregory House Programs		7	7	100%
GHP - HOPWA Gregory House (Competitive TH)		3	3	100%
GHP - HPO Community Residential Program TH		3	3	100%
GHP - HOPWA Formula - PSH TBRA		1	1	100%
Hale Kipa	2	8	10	80%
HKIPA - HPO Maka'aloa Men's TLP	1		1	0%
HKIPA/WH - YO!	1	8	9	89%
HAP - Na Kahua Hale O Ulu Wini		5	5	100%
HHRC - Outreach		1	1	100%
Hawaii Island Home for Recovery		6	6	100%
HIHR - PSH 1		3	3	100%
HIHR - PSH 4		1	1	100%
HIHR - PSH 3		2	2	100%
HNO - HPO Weinberg Village Waimanalo		2	2	100%
Honolulu Community Action Program		10	10	100%
HCAP - HPO Kumuhonua		4	4	100%
HCAP - HPO RRH Homeless Prevention		1	1	100%
HCAP - HPO RRH Rapid Re-Housing		5	5	100%
HINC - Hope Inc. AMHD Street Outreach Program		1	1	100%
HOPE Services Hawaii, Inc.	1	56	57	98%
HOPE - HPO East Hawaii Emergency Mens Program ES		7	7	100%
HOPE - HPO Hawaii Regions 1, 8, 9, 10 - Street Outreach		13	13	100%
HOPE - HPO Hawaii Regions 2, 3, 4, 5, 6, 7 - Street Outreach		5	5	100%
HOPE - HPO Kiheipua	1	1	2	50%
HOPE - HPO RRH Homeless Prevention		3	3	100%
HOPE - HPO RRH Rapid Re-Housing		2	2	100%
HOPE - HPO West Hawaii Emergency Housing Program		4	4	100%
HOPE - PATH Street Outreach Program		1	1	100%

Adult Intakes During Aug 2019

Organization/Program	No	Yes	Grand Total	% Consent
ALEA - Street Outreach Program		5	5	100%
HOPE - Sacred Hearts Emergency Shelter		3	3	100%
HOPE - Continuum of Care II PSH		1	1	100%
HOPE - Wilder House		2	2	100%
HOPE - HPO HPP Homelessness Prevention		2	2	100%
HOPE - HPO HPP Rapid Re-housing		9	9	100%
HOPE - New Start		1	1	100%
HOPE - Kukui S+C Program		2	2	100%
HSI - HPO Kulaokahua Apts (TH for the Elderly)		3	3	100%
Institute for Human Services	31	248	279	89%
IHS - Behavioral Health ES		1	1	100%
IHS - ESG Rapid Re-housing		5	5	100%
IHS - Hale Mauliola Program (Sand Island ES)		31	31	100%
IHS - HPO Kaa`ahi Families ES		10	10	100%
IHS - HPO HPP Homelessness Prevention		35	35	100%
IHS - HPO HPP Rapid Re-housing		8	8	100%
IHS - HPO Kaa`ahi Women's ES		19	19	100%
IHS - HPO Oahu Region 2 - Street Outreach	6	29	35	83%
IHS - HPO Oahu Region 4 - Street Outreach	1	6	7	86%
IHS - HPO Queen's Medical Respite Kalihi Uka Recovery Home		6	6	100%
IHS - HPO Queen's Medical Respite Tutu Bert's 1		2	2	100%
IHS - HPO Queen's Medical Respite Tutu Bert's 2		3	3	100%
IHS - HPO RRH Homeless Prevention	3	15	18	83%
IHS - HPO Sumner Men's ES	21	51	72	71%
IHS - TBH Medical Respite (ES)		12	12	100%
IHS - AMHD Street Outreach Program		1	1	100%
IHS - City FY15 Housing First PSH		10	10	100%
IHS - HPO RRH Rapid Re-Housing		2	2	100%
IHS - HPO Oahu Region 1 - Street Outreach		1	1	100%
IHS - New Youth Rapid Re-Housing 2016 (NYRRH 2016)		1	1	100%
Ka Hale A Ke Ola, Inc		65	65	100%
KHAKO - HPO Central ES		27	27	100%
KHAKO - HPO Central TH		10	10	100%
KHAKO - HPO Westside ES		16	16	100%
KHAKO - HPO Westside TH		8	8	100%
KHAKO - Pu'uhonua Drop-in Center		4	4	100%
Kalihi Palama Health Center		14	14	100%
KPHC - ESG Homelessness Prevention		5	5	100%
KPHC - HPO Oahu Region 1 - Street Outreach		5	5	100%
KPHC - PATH Street Outreach Program		3	3	100%
KPHC - ESG Rapid Re-housing		1	1	100%
Kauai Economic Opportunity	1	23	24	96%
KEO - HPO Kauai All Regions - Street Outreach		16	16	100%
KEO - HPO Mana'olana Emergency	1	7	8	88%
Kealahou West Oahu	7	56	63	89%
KWO - HPO Oahu Region 7 - Street Outreach	6	47	53	89%
KWO - HPO Onelau`ena Emergency Shelter	1	5	6	83%

Consent to Share Data - August 2019

Adult Intakes During Aug 2019

Organization/Program	No	Yes	Grand Total	% Consent
ALEA - Street Outreach Program		5	5	100%
KWO - HPO Onemalu Transitional Housing		4	4	100%
Legal Aid Society of Hawaii	1	25	26	96%
LASH - HPO Legal Services Program	1	24	25	96%
LASH - SSVF Legal Services Program		1	1	100%
Mental Health Kokua	2	14	16	88%
MHK - Oahu Activity Center Homeless Outreach Program	2	8	10	80%
MHK - Punawai Rest Stop		5	5	100%
MHK - Safe Haven Permanent Supportive Housing		1	1	100%
NPP - HPO Family Assessment Center at Hale Iki		4	4	100%
Salvation Army FSO		10	10	100%
SARMY - HPO FSO RRH Rapid Re-Housing		6	6	100%
SARMY - HPO FSO RRH Homeless Prevention		4	4	100%
SARMY - Ka Ohu Hou O Manoa FTS		1	1	100%
Shelter of Wisdom		7	7	100%
SOW - Great Joy 2		1	1	100%
SOW - Great Joy 3		2	2	100%
SOW - Streams of Joy 2		3	3	100%
SOW - Streams of Joy 1		1	1	100%
Steadfast Housing Development Corporation		9	9	100%
SHDC - Oahu Shelter Plus Care Program		8	8	100%
SHDC - Kaulana CoC Funded (Maui)		1	1	100%
USVETS	1	64	65	98%
USVETS - BP Ewa HOPTEL		2	2	100%
USVETS - BP HPO GPD Bridge Housing		2	2	100%
USVETS - BP HPO GPD Clinical Treatment		3	3	100%
USVETS - BP HPO GPD Low Demand		8	8	100%
USVETS - BP HPO Oahu Region 3 - Street Outreach	1	7	8	88%
USVETS - BP HPO Oahu Region 5 - Street Outreach		4	4	100%
USVETS - BP Respite Beds Barbers Point		4	4	100%
USVETS - SSVF Priority 1 Homeless Prevention		1	1	100%
USVETS - SSVF Priority 1 Rapid Re-housing		6	6	100%
USVETS - WCC HPO Emergency Shelter		10	10	100%
USVETS - WCC HPO RRH Homeless Prevention		3	3	100%
USVETS - WCC HPO RRH Rapid Re-Housing		8	8	100%
USVETS - BP Pearl City HOPTEL		2	2	100%
USVETS - BP Hilo HOPTEL Program		1	1	100%
USVETS - WCC SITH		2	2	100%
USVETS - BP Pearl City Seniors HOPTEL		1	1	100%
WCCHC - Homeless Outreach Program	2	14	16	88%
Waikiki Health		31	31	100%
WH - HPO Next Step Emergency Shelter		30	30	100%
WH - HUD Youth Rapid Re-housing		1	1	100%
Women In Need		3	3	100%
WIN - HPO Bridge To Success Halawa TH		1	1	100%
WIN - HPO Family House Aiea TH		2	2	100%
Grand Total	57	892	949	94%

Consent to Share Data by Program Type

Active Adults During August 2019

Program Types	No	Yes	Grand	% Consent
Emergency Shelter (ES)	65	1,315	1,380	95%
Transitional Housing (TH)	23	650	673	97%
Homelessness Prevention	65	870	935	93%
Street Outreach	97	952	1,049	91%
PH - Rapid Re-Housing	24	905	929	97%
PH - Permanent Supportive Housing (disability required for entry)	370	866	1,236	70%
Services Only	11	250	261	96%
Safe Haven (SH)		41	41	100%
Grand Total	655	5,849	6,504	90%

Consent to Share Data by Organization and Program

Active Adults During August 2019

Organization/Program	No	Yes	Grand Total	% Consent
ALEA Bridge		49	49	100%
ALEA - Street Outreach Program		45	45	100%
ALEA - ESG Rapid Rehousing		4	4	100%
Alternative Structures International	11	147	158	93%
ASI - HPO RRH Homeless Prevention	4	19	23	83%
ASI - Leeward CoC PSH		30	30	100%
ASI - ESG Rapid Re-Housing	1	11	12	92%
ASI - HPO RRH Rapid ReHousing		18	18	100%
ASI - HPO Ohana Ola O Kahumana	6	69	75	92%
Catholic Charities Hawaii	23	553	576	96%
CCH - HPO NI Housing First (Kauai)		8	8	100%
CCH - HPO RRH Homeless Prevention (Kauai)		10	10	100%
CCH - HPO RRH Rapid Re-Housing (Kauai)	2	15	17	88%
CCH - SSVF Priority 1 Homeless Prevention		2	2	100%
CCH - SSVF Priority 1 Rapid Rehousing		19	19	100%
CCH - City HF Increment III	9	55	64	86%
CCH - HPO SHEG Oahu Homelessness Prevention	1	68	69	99%
CCH - HPO SHEG NI Rapid Rehousing		24	24	100%
CCH - HPO HPP Homeless Prevention	3	76	79	96%
CCH - HPO HPP Rapid Re-housing	1	36	37	97%
CCH - HPO SHEG NI Homelessness Prevention	2	73	75	97%
CCH - HPO SHEG Oahu Rapid Re-Housing		30	30	100%
CCH - HPO Villages of Maili Family and Individual Assessment Center (FIAC)	2	88	90	98%
CCH - HPO Ma'ili Land Transitional Housing		21	21	100%
CCH - HPO Kakaako Family Assessment Center	1	14	15	93%
CCH - HPO Villages of Maili Bridge Housing		6	6	100%
CCH - HPO CSHI Hawaii County Homelessness Prevention	2	7	9	78%
CCH - HPO CSHI Oahu Homelessness Prevention		1	1	100%
Family Life Center	12	431	443	97%
FLC - ESG Kauai Rapid Re-housing		6	6	100%
FLC - ESG Maui Rapid Re-housing		18	18	100%
FLC - HPO NI Housing First		39	39	100%
FLC - HPO RRH Rapid Re-Housing		49	49	100%
FLC - S+C 1		18	18	100%
FLC - S+C 2		18	18	100%
FLC - S+C 3		7	7	100%

Consent to Share Data by Organization and Program

Active Adults During August 2019

Organization/Program	No	Yes	Grand Total	% Consent
FLC - HPO RRH Homeless Prevention		28	28	100%
FLC - ESG Maui Homelessness Prevention		11	11	100%
FLC - HPO Maui Regions 1, 2, 3, 6 - Street Outreach	11	137	148	93%
FLC - HPO Ho'olanani		8	8	100%
FLC - HPO Maui Regions 4, 5 - Street Outreach	1	59	60	98%
FLC - HPO HPP Maui Homelessness Prevention		20	20	100%
FLC - HPO HPP Maui Rapid Re-housing		7	7	100%
FLC - HPO HPP Kauai Homelessness Prevention		2	2	100%
FLC - Ohana One PSH CoC Program		4	4	100%
Family Promise of Hawaii		8	8	100%
FPH - Honolulu Family Center		4	4	100%
FPH - Windward Family Center		4	4	100%
Gregory House Programs	46	93	139	67%
GHP - ESG Homeless Prevention		28	28	100%
GHP - ESG Rapid Re-Housing		22	22	100%
GHP - HOPWA Formula - PSH TBRA	15	12	27	44%
GHP - HOPWA Gregory House (Competitive IH)	5	11	16	69%
GHP - HOPWA SPNS - Competitive PSH TBRA	26	9	35	26%
GHP - HPO Community Residential Program TH		11	11	100%
Hale Kipa	3	11	14	79%
HKIPA/WH - YO!	1	8	9	89%
HKIPA - HPO Maka`aloa Men's TLP	2	1	3	33%
HKIPA - Girls Shelter BCP ES		1	1	100%
HKIPA - Boys Shelter BCP ES		1	1	100%
Hale Na`au Pono (Wai`anae Coast Community MHC)		1	1	100%
HNP - Hale Na`au Pono AMHD Street Outreach Program		1	1	100%
Hawaii Affordable Properties, Inc.		44	44	100%
HAP - Na Kahua Hale O Ulu Wini		44	44	100%
Hawaii Health & Harm Reduction Center		2	2	100%
HHRC - Outreach		2	2	100%
Hawaii Island Home for Recovery	3	39	42	93%
HIHR - PSH 1	3	14	17	82%
HIHR - PSH 2		3	3	100%
HIHR - PSH 3		3	3	100%
HIHR - PSH 4		4	4	100%
HIHR - HPO Transitional Housing		15	15	100%
Holomua Na Ohana	2	33	35	94%
HNO - HPO Weinberg Village Waimanalo	2	33	35	94%
Honolulu Community Action Program	11	184	195	94%
HCAP - HPO RRH Homeless Prevention	10	55	65	85%
HCAP - HPO RRH Rapid Re-Housing		70	70	100%
HCAP - HPO Kumuhonua	1	59	60	98%
Ho'omau Ke Ola		7	7	100%
HKO - Lahilahi		7	7	100%
HOPE Inc.		1	1	100%
HINC - Hope Inc. AMHD Street Outreach Program		1	1	100%
HOPE Services Hawaii, Inc.	6	408	414	99%
HOPE - ESG Homelessness Prevention		2	2	100%
HOPE - ESG Rapid Re-housing		8	8	100%
HOPE - HPO NI Housing First		51	51	100%

Consent to Share Data by Organization and Program

Active Adults During August 2019

Organization/Program	No	Yes	Grand Total	% Consent
HOPE - HPO RRH Homeless Prevention	1	54	55	98%
HOPE - HPO RRH Rapid Re-Housing		34	34	100%
HOPE - Kukui S+C Program	1	30	31	97%
HOPE - New Start		5	5	100%
HOPE - PATH Street Outreach Program		23	23	100%
HOPE - HPO Hawaii Regions 2, 3, 4, 5, 6, 7 - Street Outreach		46	46	100%
HOPE - HPO Hawaii Regions 1, 8, 9, 10 - Street Outreach	1	41	42	98%
HOPE - HPO East Hawaii Emergency Mens Program ES		15	15	100%
HOPE - HPO HPP Rapid Re-housing	1	29	30	97%
HOPE - HPO West Hawaii Emergency Housing Program		24	24	100%
HOPE - HPO Kiheipua	2	13	15	87%
HOPE - HPO HPP Homelessness Prevention		6	6	100%
HOPE - Sacred Hearts Emergency Shelter		17	17	100%
HOPE - Kuleana House		4	4	100%
HOPE - Continuum of Care II PSH		2	2	100%
HOPE - Wilder House		4	4	100%
Housing Solutions, Inc.		71	71	100%
HSI - HPO Kulaokahua Apts (TH for the Elderly)		30	30	100%
HSI - HPO Na Kolea Rooming House		41	41	100%
Institute for Human Services	183	1290	1473	88%
IHS - Behavioral Health ES		2	2	100%
IHS - City FY15 Housing First PSH	18	105	123	85%
IHS - ESG Homelessness Prevention	11	31	42	74%
IHS - ESG Rapid Re-housing	2	92	94	98%
IHS - Hale Mauliola Program (Sand Island ES)	2	112	114	98%
IHS - HOMES Clean & Sober	2	22	24	92%
IHS - HPO RRH Homeless Prevention	3	30	33	91%
IHS - HPO RRH Rapid Re-Housing	1	19	20	95%
IHS - New PSH 2013 (CoC Funded)	6	10	16	63%
IHS - New Youth Rapid Re-Housing 2016 (NYRRH 2016)	1	33	34	97%
IHS - SPC Home At Last 2010	56	33	89	37%
IHS - SPC Home Sweet Home II	2	8	10	80%
IHS - SPC No Place Like Home	5	6	11	55%
IHS - TBH Medical Respite (ES)		18	18	100%
IHS - HPO Sumner Men's ES	29	211	240	88%
IHS - HPO Oahu Region 4 - Street Outreach	6	73	79	92%
IHS - HPO Kaa`ahi Women's ES	2	78	80	98%
IHS - HPO Oahu Region 1 - Street Outreach		4	4	100%
IHS - HPO HPP Rapid Re-housing	4	64	68	94%
IHS - HPO Oahu Region 2 - Street Outreach	16	104	120	87%
IHS - HPO HPP Homelessness Prevention	9	168	177	95%
IHS - HPO Kaa`ahi Families ES	7	39	46	85%
IHS - HPO Oahu Region 6 - Street Outreach		1	1	100%
IHS - HPO Queen's Medical Respite Tutu Bert's 1		9	9	100%
IHS - HPO Queen's Medical Respite Tutu Bert's 2	1	7	8	88%
IHS - HPO Queen's Medical Respite Kalihi Uka Recovery Home		10	10	100%
IHS - AMHD Street Outreach Program		1	1	100%
Ka Hale A Ke Ola, Inc		277	277	100%
KHAKO - HPO Westside ES		57	57	100%
KHAKO - HPO Central ES		95	95	100%

Consent to Share Data by Organization and Program

Active Adults During August 2019

Organization/Program	No	Yes	Grand Total	% Consent
KHAKEO - HPO Central TH		66	66	100%
KHAKEO - HPO Westside TH		49	49	100%
KHAKEO - Pu'uuhonua Drop-in Center		10	10	100%
Kalihi Palama Health Center	119	185	304	61%
KPHC - ESG Homelessness Prevention	7	75	82	91%
KPHC - ESG Rapid Re-housing	2	30	32	94%
KPHC - New Beginnings S+C Program	110	42	152	28%
KPHC - PATH Street Outreach Program		22	22	100%
KPHC - HPO Oahu Region 1 - Street Outreach		15	15	100%
KPHC - HPO Oahu Region 6 - Street Outreach		1	1	100%
Kauai Economic Opportunity	6	122	128	95%
KEO - Pa`a Hana PSH	2		2	0%
KEO - Lawehana Transitional Housing Program		4	4	100%
KEO - HPO Kauai All Regions - Street Outreach	1	72	73	99%
KEO - HPO Mana'olana Emergency	3	29	32	91%
KEO - HPO Mana'olana Transitional Housing		9	9	100%
KEO - HPO Komohana Group Home TH		6	6	100%
KEO - Kome Transitional Housing Program		2	2	100%
Kealahou West Oahu	26	320	346	92%
KWO - HPO Onelau`ena Emergency Shelter	9	101	110	92%
KWO - HPO Oahu Region 7 - Street Outreach	13	166	179	93%
KWO - HPO Onemalu Transitional Housing	4	53	57	93%
Legal Aid Society of Hawaii	8	214	222	96%
LASH - HPO Legal Services Program	8	207	215	96%
LASH - SSVF Legal Services Program		7	7	100%
Maui AIDS Foundation	22		22	0%
MAF - HOPWA Formula - PSH TBRA	18		18	0%
MAF - HOPWA Formula STRMU	4		4	0%
Maui Youth Family Services	3		3	0%
MYFS - BCP Homeless Prevention Program	3		3	0%
Mental Health Kokua	6	72	78	92%
MHK - Oahu Activity Center Homeless Outreach Program	4	28	32	88%
MHK - Safe Haven Permanent Supportive Housing	2	24	26	92%
MHK - PATH Street Outreach Program		1	1	100%
MHK - Punawai Rest Stop		19	19	100%
Neighborhood Place of Puna	2	11	13	85%
NPP - HPO Family Assessment Center at Hale Iki	2	11	13	85%
Queens's Medical Center	3	14	17	82%
QMC - HPO Emergency Department	3	14	17	82%
Salvation Army FSO	3	106	109	97%
SARMY - FSO Pathway of Hope Transitional Housing		5	5	100%
SARMY - HPO FSO RRH Rapid Re-Housing	3	53	56	95%
SARMY - HPO FSO RRH Homeless Prevention		48	48	100%
Salvation Army FTS	2	12	14	86%
SARMY - Ka Ohu Hou O Manoa FTS	2	12	14	86%
Salvation Army Maui	4	2	6	33%
SARMY - Maui Homeless Outreach Program	4	2	6	33%
Shelter of Wisdom	3	57	60	95%
SOW - Great Joy 1		5	5	100%
SOW - Great Joy 2		9	9	100%

Consent to Share Data by Organization and Program

Active Adults During August 2019

Organization/Program	No	Yes	Grand Total	% Consent
SOW - Great Joy 3		6	6	100%
SOW - Great Joy 4	1	5	6	83%
SOW - Streams of Joy 1		4	4	100%
SOW - Streams of Joy 2	1	17	18	94%
SOW - Hearts of Joy 2	1	11	12	92%
Steadfast Housing Development Corporation	66	157	223	70%
SHDC - Kaahela CoC Funded (Kauai)	1	5	6	83%
SHDC - Kalaeloa (Headway House) CoC Funded (Oahu)	8	14	22	64%
SHDC - Kaulana CoC Funded (Maui)	1	4	5	80%
SHDC - Kulalani CoC Funded (Maui)	1		1	0%
SHDC - Oahu Shelter Plus Care Program	46	100	146	68%
SHDC - Ekolu Group Homes Ahukini (Oahu)		4	4	100%
SHDC - Ekolu Group Homes Kaukama (Oahu)		3	3	100%
SHDC - Ekolu Group Homes Komo Mai (Oahu)		4	4	100%
SHDC - Eha S+C (Maui)	9	18	27	67%
SHDC - HPO Hale Ulu Pono TH		5	5	100%
USVETS	43	687	730	94%
USVETS - BP Ewa HOPTel		2	2	100%
USVETS - BP Hilo HOPTel Program		5	5	100%
USVETS - BP Kauai HOPTel Program		3	3	100%
USVETS - BP Leeward PSH		14	14	100%
USVETS - BP Pearl City Seniors HOPTel		3	3	100%
USVETS - BP PH2 CHAMPS VET FAMILIES	8	12	20	60%
USVETS - BP Respite Beds Barbers Point		9	9	100%
USVETS - SSVF Priority 1 Homeless Prevention	5	41	46	89%
USVETS - SSVF Priority 1 Rapid Re-housing	2	156	158	99%
USVETS - WCC HOPTel		2	2	100%
USVETS - WCC Housing First Increment II (City)	8	66	74	89%
USVETS - WCC ESG Rapid Re-Housing 2018	1	8	9	89%
USVETS - WCC SITH		6	6	100%
USVETS - BP SITH		3	3	89%
USVETS - WCC ESG Rapid Re-Housing 2017		1	1	100%
USVETS - WCC HPO Emergency Shelter	2	125	127	98%
USVETS - BP HPO Oahu Region 3 - Street Outreach	1	23	24	96%
USVETS - BP HPO Housing First PSH	15	81	96	84%
USVETS - BP HPO GPD Bridge Housing		30	30	100%
USVETS - WCC HPO RRH Rapid Re-Housing	1	17	18	94%
USVETS - WCC HPO RRH Homeless Prevention		11	11	100%
USVETS - BP HPO GPD Clinical Treatment		14	14	100%
USVETS - BP HPO GPD Low Demand		41	41	100%
USVETS - BP HPO Oahu Region 5 - Street Outreach		8	8	100%
USVETS - BP Pearl City HOPTel		6	6	100%
Waianae Coast Comprehensive Health Center	38	61	99	62%
WCCHC - Homeless Outreach Program	38	61	99	62%
Waikiki Health		140	140	100%
WH - HPO Next Step Emergency Shelter		135	135	100%
WH - HUD Youth Rapid Re-housing		5	5	100%
Women In Need	1	40	41	98%
WIN - HPO Family House Aiea TH	1	8	9	89%
WIN - HPO Bridge To Success Kauai TH		10	10	100%
WIN - HPO Bridge To Success Halawa TH		18	18	100%
WIN - ESG Homeless Prevention		4	4	100%
Grand Total	655	5849	6504	90%

**Length of Stay by Program Type - Statewide
Exits During August 2019**

Program Type	# Exits Aug	Average Days to Exit
Emergency Shelter (ES)	393	100
Homelessness Prevention	226	104
PH - Permanent Supportive Housing	44	1062
PH - Rapid Re-Housing	138	156
Safe Haven (SH)	2	417
Services Only	38	185
Street Outreach	154	92
Transitional Housing (TH)	158	362
Grand Total	1153	182

**Length of Stay by County and Program Type
Exits During August 2019**

County/Program Type	# Exits Aug	Average Days to Exit
Hawaii	116	195
Emergency Shelter (ES)	26	46
Transitional Housing (TH)	15	503
Homelessness Prevention	14	193
PH - Permanent Supportive Housing	6	97
PH - Rapid Re-Housing	30	224
Street Outreach	25	156
Kauai	22	97
Emergency Shelter (ES)	19	96
Transitional Housing (TH)	1	86
Street Outreach	2	115
Maui	212	95
Emergency Shelter (ES)	102	79
Transitional Housing (TH)	26	124
Homelessness Prevention	11	58
PH - Permanent Supportive Housing	1	2425
PH - Rapid Re-Housing	9	191
Street Outreach	63	65
Oahu	803	206
Emergency Shelter (ES)	246	115
Transitional Housing (TH)	116	399
Homelessness Prevention	201	100
PH - Permanent Supportive Housing	37	1182
PH - Rapid Re-Housing	99	132
Services Only	38	185
Street Outreach	64	93
Safe Haven (SH)	2	417
Grand Total	1153	182

**Length of Stay by Organization and Program
Exits During August 2019**

Organization/Program	# Exits in Aug	Average Days to Exit
ALEA Bridge	11	19
ALEA - Street Outreach Program	11	19
Alternative Structures International	17	221
ASI - HPO Ohana Ola O Kahumana	13	140
ASI - HPO RRH Rapid ReHousing	4	484
Catholic Charities Hawaii	173	151
CCH - SSVF Priority 1 Rapid Rehousing	4	83
CCH - HPO HPP Homeless Prevention	96	179
CCH - HPO HPP Rapid Re-housing	16	47
CCH - HPO Kakaako Family Assessment Center	10	262
CCH - HPO Ma'ili Land Transitional Housing	4	342
CCH - HPO Villages of Maili Family and Individual Assessment Center (FIAC)	23	97
CCH - HPO SHEG NI Homelessness Prevention	1	34
CCH - HPO SHEG NI Rapid Rehousing	1	244
CCH - SSVF Priority 1 Homeless Prevention	2	86
CCH - HPO SHEG Oahu Homelessness Prevention	9	92
CCH - HPO SHEG Oahu Rapid Re-Housing	7	55
Family Life Center	90	77
FLC - HPO Ho'olanani	6	55
FLC - HPO Maui Regions 4, 5 - Street Outreach	29	65
FLC - HPO Maui Regions 1, 2, 3, 6 - Street Outreach	53	83
FLC - ESG Maui Rapid Re-housing	1	116
FLC - HPO RRH Rapid Re-Housing	1	133
Family Promise of Hawaii	27	43
FPH - Honolulu Family Center	13	34
FPH - Windward Family Center	14	51
Gregory House Programs	3	645
GHP - HPO Community Residential Program TH	2	182
GHP - HOPWA SPNS - Competitive PSH TBRA	1	1571
Hale Kipa	2	90
HKIPA/WH - YO!	2	90
Honolulu Community Action Program	4	415
HCAP - HPO Kumuhonua	4	415
HOPE Services Hawaii, Inc.	78	157
HOPE - HPO Kiheipua	13	81
HOPE - HPO East Hawaii Emergency Mens Program ES	1	280
HOPE - HPO Hawaii Regions 1, 8, 9, 10 - Street Outreach	3	88
HOPE - HPO West Hawaii Emergency Housing Program	4	95
HOPE - HPO Hawaii Regions 2, 3, 4, 5, 6, 7 - Street Outreach	10	74
HOPE - HPO RRH Homeless Prevention	34	180
HOPE - PATH Street Outreach Program	3	182
HOPE - HPO RRH Rapid Re-Housing	3	228
HOPE - Kukui S+C Program	4	447
HOPE - ESG Rapid Re-housing	2	175
HOPE - Sacred Hearts Emergency Shelter	1	7
Housing Solutions, Inc.	17	495

**Length of Stay by Organization and Program
Exits During August 2019**

Organization/Program	# Exits in Aug	Average Days to Exit
HSI - HPO Na Kolea Rooming House	14	380
HSI - HPO Kulaokahua Apts (TH for the Elderly)	3	1032
Institute for Human Services	261	111
IHS - Behavioral Health ES	5	23
IHS - TBH Medical Respite (ES)	11	39
IHS - Hale Mauiola Program (Sand Island ES)	27	90
IHS - HPO RRH Homeless Prevention	29	59
IHS - HPO Kaa`ahi Women's ES	25	37
IHS - HPO HPP Homelessness Prevention	37	181
IHS - HPO Sumner Men's ES	41	87
IHS - HPO Oahu Region 2 - Street Outreach	16	64
IHS - HPO Kaa`ahi Families ES	20	48
IHS - HPO Oahu Region 1 - Street Outreach	1	69
IHS - HPO HPP Rapid Re-housing	3	181
IHS - HPO Oahu Region 4 - Street Outreach	2	170
IHS - HPO RRH Rapid Re-Housing	24	189
IHS - HPO Queen's Medical Respite Tutu Bert's 2	3	9
IHS - HPO Queen's Medical Respite Kalihi Uka Recovery Home	5	55
IHS - City FY15 Housing First PSH	4	930
IHS - HPO Queen's Medical Respite Tutu Bert's 1	3	84
IHS - ESG Rapid Re-housing	1	90
IHS - ESG Homelessness Prevention	3	380
IHS - AMHD Street Outreach Program	1	0
Ka Hale A Ke Ola, Inc	103	72
KHAKO - HPO Westside ES	31	78
KHAKO - HPO Central ES	56	59
KHAKO - HPO Central TH	3	30
KHAKO - HPO Westside TH	11	144
KHAKO - Pu'uhonua Drop-in Center	2	7
Kalihi Palama Health Center	6	118
KPHC - HPO Oahu Region 1 - Street Outreach	2	165
KPHC - PATH Street Outreach Program	4	95
Kauai Economic Opportunity	7	40
KEO - HPO Kauai All Regions - Street Outreach	3	45
KEO - HPO Mana'olana Emergency	4	36
Kealahou West Oahu	53	60
KWO - HPO Oahu Region 7 - Street Outreach	30	45
KWO - HPO Onelau`ena Emergency Shelter	10	124
KWO - HPO Onemalu Transitional Housing	13	44
Legal Aid Society of Hawaii	21	199
LASH - HPO Legal Services Program	21	199
Mental Health Kokua	2	256
MHK - Safe Haven Permanent Supportive Housing	1	421
MHK - Oahu Activity Center Homeless Outreach Program	1	90
Neighborhood Place of Puna	8	27
NPP - HPO Family Assessment Center at Hale Iki	8	27

**Length of Stay by Organization and Program
Exits During August 2019**

Organization/Program	# Exits in Aug	Average Days to Exit
Queens's Medical Center	14	137
QMC - HPO Emergency Department	14	137
Residential Youth Services & Empowerment	3	50
RYSE	3	50
Salvation Army FSO	1	406
SARMY - HPO FSO RRH Rapid Re-Housing	1	406
Shelter of Wisdom	7	238
SOW - Great Joy 3	1	141
SOW - Great Joy 2	1	123
SOW - Great Joy 1	2	358
SOW - Great Joy 4	1	612
SOW - Hearts of Joy 2	2	39
Steadfast Housing Development Corporation	9	2307
SHDC - Oahu Shelter Plus Care Program	3	2946
SHDC - Kulalani CoC Funded (Maui)	1	4415
SHDC - Kalaeloa (Headway House) CoC Funded (Oahu)	3	2308
SHDC - Eha S+C (Maui)	2	294
USVETS	88	114
USVETS - SSVF Priority 1 Homeless Prevention	5	69
USVETS - SSVF Priority 1 Rapid Re-housing	10	112
USVETS - BP HPO GPD Low Demand	3	127
USVETS - WCC HPO RRH Rapid Re-Housing	4	421
USVETS - WCC HPO Emergency Shelter	16	96
USVETS - BP HPO GPD Bridge Housing	8	96
USVETS - BP Respite Beds Barbers Point	5	14
USVETS - WCC SITH	4	19
USVETS - BP HPO Oahu Region 3 - Street Outreach	17	16
USVETS - WCC HPO RRH Homeless Prevention	1	42
USVETS - WCC Housing First Increment II (City)	3	615
USVETS - BP Ewa HOPTEL	5	72
USVETS - BP Leeward PSH	1	407
USVETS - BP HPO GPD Clinical Treatment	4	227
USVETS - BP Pearl City Seniors HOPTEL	2	105
Waianae Coast Comprehensive Health Center	35	136
WCCHC - Homeless Outreach Program	35	136
Waikiki Health	34	169
WH - HPO Next Step Emergency Shelter	34	169
Women In Need	8	149
WIN - HPO Bridge To Success Halawa TH	2	195
WIN - HPO Family House Aiea TH	4	118
WIN - HPO Bridge To Success Kauai TH	1	71
WIN - ESG Homeless Prevention	1	260
Grand Total	1082	143

Timeliness Report - August 2019
Date Range: 8/1/2019 - 8/31/2019

Intakes

Average Days Taken to Input Enrollments (clients enrolled during reporting period)			
Program Name	Program Type	Clients Enrolled	Avg Days to Input
Hawaii County VI SPDAT v2 Family	Coordinated Assessment	91	2.35
Hawaii County VI SPDAT v2 Individual	Coordinated Assessment	66	3.95
Hawaii County VI SPDAT v2 TAY	Coordinated Assessment	2	5.00
Kauai County VI SPDAT v2 Family	Coordinated Assessment	7	0.00
Kauai County VI SPDAT v2 Individual	Coordinated Assessment	4	10.00
Maui County VI SPDAT v2 Family	Coordinated Assessment	47	0.19
Maui County VI SPDAT v2 Individual	Coordinated Assessment	37	2.78
Oahu County VI SPDAT v2 Family	Coordinated Assessment	219	3.02
Oahu County VI SPDAT v2 Individual	Coordinated Assessment	193	1.41
Oahu County VI SPDAT v2 TAY	Coordinated Assessment	10	6.20
CCH - HPO Kakaako Family Assessment Center	Emergency Shelter (ES)	9	5.78
CCH - HPO Villages of Maui Family and Individual Assessment Center	Emergency Shelter (ES)	45	1.49
FLC - HPO Ho'olanani	Emergency Shelter (ES)	8	0.75
FPH - Windward Family Center	Emergency Shelter (ES)	4	1.00
HKIPA - Boys Shelter BCP ES	Emergency Shelter (ES)	1	6.00
HOPE - HPO East Hawaii Emergency Mens Program ES	Emergency Shelter (ES)	8	4.63
HOPE - HPO Kiheipua	Emergency Shelter (ES)	4	2.50
HOPE - HPO West Hawaii Emergency Housing Program	Emergency Shelter (ES)	4	7.75
HOPE - Sacred Hearts Emergency Shelter	Emergency Shelter (ES)	3	1.67
IHS - Behavioral Health ES	Emergency Shelter (ES)	1	0.00
IHS - Hale Mauliola Program (Sand Island ES)	Emergency Shelter (ES)	33	2.03
IHS - HPO Kaa`ahi Families ES	Emergency Shelter (ES)	23	0.00
IHS - HPO Kaa`ahi Women's ES	Emergency Shelter (ES)	19	0.58
IHS - HPO Queen's Medical Respite Kalihi Uka Recovery Home	Emergency Shelter (ES)	6	0.00
IHS - HPO Queen's Medical Respite Tutu Bert's 1	Emergency Shelter (ES)	2	0.00
IHS - HPO Queen's Medical Respite Tutu Bert's 2	Emergency Shelter (ES)	3	0.00
IHS - HPO Sumner Men's ES	Emergency Shelter (ES)	78	0.27
IHS - TBH Medical Respite (ES)	Emergency Shelter (ES)	13	0.23
KEO - HPO Mana'olana Emergency	Emergency Shelter (ES)	11	0.00
KHAKO - HPO Central ES	Emergency Shelter (ES)	48	0.42
KHAKO - HPO Westside ES	Emergency Shelter (ES)	27	0.00
KWO - HPO Onelau`ena Emergency Shelter	Emergency Shelter (ES)	9	0.44
NPP - HPO Family Assessment Center at Hale Iki	Emergency Shelter (ES)	10	0.40
SOW - Great Joy 2	Emergency Shelter (ES)	2	12.00
SOW - Great Joy 3	Emergency Shelter (ES)	2	10.00
SOW - Streams of Joy 1	Emergency Shelter (ES)	2	8.50
SOW - Streams of Joy 2	Emergency Shelter (ES)	3	8.33
USVETS - BP Ewa HOPTEL	Emergency Shelter (ES)	3	1.33
USVETS - BP Hilo HOPTEL Program	Emergency Shelter (ES)	1	24.00
USVETS - BP Kauai HOPTEL Program	Emergency Shelter (ES)	1	5.00
USVETS - BP Pearl City HOPTEL	Emergency Shelter (ES)	2	7.00
USVETS - BP Pearl City Seniors HOPTEL	Emergency Shelter (ES)	1	0.00
USVETS - BP Respite Beds Barbers Point	Emergency Shelter (ES)	4	1.25
USVETS - WCC HPO Emergency Shelter	Emergency Shelter (ES)	16	4.94
WH - HPO Next Step Emergency Shelter	Emergency Shelter (ES)	33	6.03
ASI - HPO RRH Homeless Prevention	Homelessness Prevention	19	0.00

Timeliness Report - August 2019
Date Range: 8/1/2019 - 8/31/2019

Intakes

Average Days Taken to Input Enrollments (clients enrolled during reporting period)			
Program Name	Program Type	Clients Enrolled	Avg Days to Input
CCH - HPO CSHI Hawaii County Homelessness Prevention	Homelessness Prevention	19	0.16
CCH - HPO CSHI Oahu Homelessness Prevention	Homelessness Prevention	3	1.00
CCH - HPO HPP Homeless Prevention	Homelessness Prevention	74	0.81
CCH - HPO SHEG NI Homelessness Prevention	Homelessness Prevention	30	4.40
CCH - HPO SHEG Oahu Homelessness Prevention	Homelessness Prevention	14	1.07
FLC - HPO HPP Kauai Homelessness Prevention	Homelessness Prevention	3	0.00
FLC - HPO HPP Maui Homelessness Prevention	Homelessness Prevention	13	3.46
HCAP - HPO RRH Homeless Prevention	Homelessness Prevention	5	7.00
HOPE - HPO HPP Homelessness Prevention	Homelessness Prevention	5	13.20
HOPE - HPO RRH Homeless Prevention	Homelessness Prevention	3	2.00
IHS - HPO HPP Homelessness Prevention	Homelessness Prevention	92	6.84
IHS - HPO RRH Homeless Prevention	Homelessness Prevention	35	0.34
KPHC - ESG Homelessness Prevention	Homelessness Prevention	6	0.00
SARMY - HPO FSO RRH Homeless Prevention	Homelessness Prevention	7	4.71
USVETS - SSVF Priority 1 Homeless Prevention	Homelessness Prevention	7	19.29
USVETS - WCC HPO RRH Homeless Prevention	Homelessness Prevention	12	7.92
RYSE	Other	9	0.00
CCH - City HF Increment III	PH - Permanent Supportive Housing	20	4.35
CCH - HPO Villages of Maili Bridge Housing	PH - Permanent Supportive Housing	8	3.13
FLC - HPO NI Housing First	PH - Permanent Supportive Housing	3	10.00
FLC - Ohana One PSH CoC Program	PH - Permanent Supportive Housing	4	10.75
FLC - S+C 1	PH - Permanent Supportive Housing	7	5.29
GHP - HOPWA Formula - PSH TBRA	PH - Permanent Supportive Housing	2	2.00
HIHR - PSH 1	PH - Permanent Supportive Housing	3	13.00
HIHR - PSH 3	PH - Permanent Supportive Housing	2	11.50
HIHR - PSH 4	PH - Permanent Supportive Housing	1	7.00
HOPE - Continuum of Care II PSH	PH - Permanent Supportive Housing	1	1.00
HOPE - Kukui S+C Program	PH - Permanent Supportive Housing	2	7.00
IHS - City FY15 Housing First PSH	PH - Permanent Supportive Housing	15	3.00
MHK - Safe Haven Permanent Supportive Housing	PH - Permanent Supportive Housing	1	3.00
SHDC - Kaulana CoC Funded (Maui)	PH - Permanent Supportive Housing	1	0.00
SHDC - Oahu Shelter Plus Care Program	PH - Permanent Supportive Housing	8	0.25
CCH - HPO HPP Rapid Re-housing	PH - Rapid Re-Housing	5	2.00
CCH - HPO SHEG NI Rapid Rehousing	PH - Rapid Re-Housing	16	1.81
CCH - HPO SHEG Oahu Rapid Re-Housing	PH - Rapid Re-Housing	6	0.67
CCH - SSVF Priority 1 Rapid Rehousing	PH - Rapid Re-Housing	3	0.67
FLC - ESG Maui Rapid Re-housing	PH - Rapid Re-Housing	6	1.67
FLC - HPO HPP Maui Rapid Re-housing	PH - Rapid Re-Housing	4	1.00
FLC - HPO RRH Rapid Re-Housing	PH - Rapid Re-Housing	10	2.20
HCAP - HPO RRH Rapid Re-Housing	PH - Rapid Re-Housing	6	11.00
HOPE - HPO HPP Rapid Re-housing	PH - Rapid Re-Housing	24	8.25
HOPE - HPO RRH Rapid Re-Housing	PH - Rapid Re-Housing	5	14.00
HOPE - New Start	PH - Rapid Re-Housing	1	9.00
IHS - ESG Rapid Re-housing	PH - Rapid Re-Housing	9	8.67
IHS - HPO HPP Rapid Re-housing	PH - Rapid Re-Housing	18	4.56
IHS - HPO RRH Rapid Re-Housing	PH - Rapid Re-Housing	3	0.00

Timeliness Report - August 2019
Date Range: 8/1/2019 - 8/31/2019

Intakes

Average Days Taken to Input Enrollments (clients enrolled during reporting period)			
Program Name	Program Type	Clients Enrolled	Avg Days to Input
IHS - New Youth Rapid Re-Housing 2016 (NYRRH 2016)	PH - Rapid Re-Housing	4	8.75
KPHC - ESG Rapid Re-housing	PH - Rapid Re-Housing	1	0.00
SARMY - HPO FSO RRH Rapid Re-Housing	PH - Rapid Re-Housing	8	1.88
USVETS - SSVF Priority 1 Rapid Re-housing	PH - Rapid Re-Housing	18	13.11
USVETS - WCC HPO RRH Rapid Re-Housing	PH - Rapid Re-Housing	14	12.86
WH - HUD Youth Rapid Re-housing	PH - Rapid Re-Housing	2	22.00
USVETS - BP HPO GPD Low Demand	Safe Haven (SH)	8	0.63
KHAKO - Pu'uohonua Drop-in Center	Services Only	8	0.00
LASH - HPO Legal Services Program	Services Only	26	0.00
MHK - Punawai Rest Stop	Services Only	8	0.00
ALEA - Street Outreach Program	Street Outreach	9	8.11
FLC - HPO Maui Regions 1, 2, 3, 6 - Street Outreach	Street Outreach	48	0.65
FLC - HPO Maui Regions 4, 5 - Street Outreach	Street Outreach	34	3.15
HHRC - Outreach	Street Outreach	1	0.00
HINC - Hope Inc. AMHD Street Outreach Program	Street Outreach	1	0.00
HKIPA/WH - YO!	Street Outreach	11	0.00
HOPE - HPO Hawaii Regions 1, 8, 9, 10 - Street Outreach	Street Outreach	24	4.25
HOPE - HPO Hawaii Regions 2, 3, 4, 5, 6, 7 - Street Outreach	Street Outreach	9	3.44
HOPE - PATH Street Outreach Program	Street Outreach	2	4.00
IHS - AMHD Street Outreach Program	Street Outreach	1	0.00
IHS - HPO Oahu Region 1 - Street Outreach	Street Outreach	1	0.00
IHS - HPO Oahu Region 2 - Street Outreach	Street Outreach	38	1.47
IHS - HPO Oahu Region 4 - Street Outreach	Street Outreach	8	2.38
KEO - HPO Kauai All Regions - Street Outreach	Street Outreach	21	0.62
KPHC - HPO Oahu Region 1 - Street Outreach	Street Outreach	5	5.60
KPHC - PATH Street Outreach Program	Street Outreach	4	4.75
KWO - HPO Oahu Region 7 - Street Outreach	Street Outreach	82	0.00
LASH - SSVF Legal Services Program	Street Outreach	1	0.00
MHK - Oahu Activity Center Homeless Outreach Program	Street Outreach	10	0.00
USVETS - BP HPO Oahu Region 3 - Street Outreach	Street Outreach	16	0.75
USVETS - BP HPO Oahu Region 5 - Street Outreach	Street Outreach	4	3.75
WCCHC - Homeless Outreach Program	Street Outreach	24	6.08
ASI - HPO Ohana Ola O Kahumana	Transitional Housing (TH)	30	4.87
CCH - HPO Ma'ili Land Transitional Housing	Transitional Housing (TH)	3	0.67
GHP - HOPWA Gregory House (Competitive TH)	Transitional Housing (TH)	3	7.00
GHP - HPO Community Residential Program TH	Transitional Housing (TH)	3	0.33
HAP - Na Kahua Hale O Ulu Wini	Transitional Housing (TH)	13	0.00
HCAP - HPO Kumuhonua	Transitional Housing (TH)	4	0.75
HKIPA - HPO Maka'aloa Men's TLP	Transitional Housing (TH)	1	0.00
HNO - HPO Weinberg Village Waimanalo	Transitional Housing (TH)	5	0.00
HOPE - Wilder House	Transitional Housing (TH)	5	1.00
HSI - HPO Kulaokahua Apts (TH for the Elderly)	Transitional Housing (TH)	3	5.67
KHAKO - HPO Central TH	Transitional Housing (TH)	15	0.27
KHAKO - HPO Westside TH	Transitional Housing (TH)	19	0.00
KWO - HPO Onemalu Transitional Housing	Transitional Housing (TH)	13	7.62
SARMY - Ka Ohu Hou O Manoa FTS	Transitional Housing (TH)	1	0.00
USVETS - BP HPO GPD Bridge Housing	Transitional Housing (TH)	2	0.50
USVETS - BP HPO GPD Clinical Treatment	Transitional Housing (TH)	4	0.50
USVETS - WCC SITH	Transitional Housing (TH)	3	2.00
WIN - HPO Bridge To Success Halawa TH	Transitional Housing (TH)	2	0.00
WIN - HPO Bridge To Success Kauai TH	Transitional Housing (TH)	1	12.00
WIN - HPO Family House Aiea TH	Transitional Housing (TH)	3	0.00
Aggregates		2249	2.71

Timeliness Report - August 2019
Date Range: 8/1/2019 - 8/31/2019

Exits

Average Days Taken to Exit Enrollments (clients exited during reporting period)			
Program Name	Program Type	Total Exited Clients	Avg Days to Exit
Hawaii County VI SPDAT v2 Family	Coordinated Assessment	91	0.49
Hawaii County VI SPDAT v2 Individual	Coordinated Assessment	58	4.43
Kauai County VI SPDAT v2 Family	Coordinated Assessment	7	20.14
Kauai County VI SPDAT v2 Individual	Coordinated Assessment	3	3.67
Maui County VI SPDAT v2 Family	Coordinated Assessment	79	1.23
Maui County VI SPDAT v2 Individual	Coordinated Assessment	52	2.38
Oahu County VI SPDAT v2 Family	Coordinated Assessment	196	2.99
Oahu County VI SPDAT v2 Individual	Coordinated Assessment	231	1.30
Oahu County VI SPDAT v2 TAY	Coordinated Assessment	18	0.00
CCH - HPO Kakaako Family Assessment Center	Emergency Shelter (ES)	9	0.56
CCH - HPO Villages of Maili Family and Individual Assessment Center	Emergency Shelter (ES)	34	9.24
FLC - HPO Ho'olanani	Emergency Shelter (ES)	15	0.40
FPH - Honolulu Family Center	Emergency Shelter (ES)	3	9.00
FPH - Windward Family Center	Emergency Shelter (ES)	5	5.00
HOPE - HPO East Hawaii Emergency Mens Program ES	Emergency Shelter (ES)	8	4.38
HOPE - HPO West Hawaii Emergency Housing Program	Emergency Shelter (ES)	1	6.00
HOPE - Sacred Hearts Emergency Shelter	Emergency Shelter (ES)	1	1.00
IHS - Behavioral Health ES	Emergency Shelter (ES)	3	1.00
IHS - Hale Mauliola Program (Sand Island ES)	Emergency Shelter (ES)	25	0.25
IHS - HPO Kaa`ahi Families ES	Emergency Shelter (ES)	13	1.15
IHS - HPO Kaa`ahi Women's ES	Emergency Shelter (ES)	17	0.00
IHS - HPO Queen's Medical Respite Kalihi Uka Recovery Home	Emergency Shelter (ES)	3	1.33
IHS - HPO Queen's Medical Respite Tutu Bert's 1	Emergency Shelter (ES)	5	0.20
IHS - HPO Queen's Medical Respite Tutu Bert's 2	Emergency Shelter (ES)	5	0.40
IHS - HPO Sumner Men's ES	Emergency Shelter (ES)	35	7.51
IHS - TBH Medical Respite (ES)	Emergency Shelter (ES)	8	0.13
KEO - HPO Mana'olana Emergency	Emergency Shelter (ES)	15	1.20
KHAKE - HPO Central ES	Emergency Shelter (ES)	51	1.33
KHAKE - HPO Westside ES	Emergency Shelter (ES)	41	0.63
KWO - HPO Onelau`ena Emergency Shelter	Emergency Shelter (ES)	20	0.35
NPP - HPO Family Assessment Center at Hale Iki	Emergency Shelter (ES)	14	0.36
SOW - Great Joy 1	Emergency Shelter (ES)	1	10.00
SOW - Great Joy 2	Emergency Shelter (ES)	1	0.00
SOW - Great Joy 3	Emergency Shelter (ES)	2	12.50
SOW - Hearts of Joy 2	Emergency Shelter (ES)	1	23.00
SOW - Streams of Joy 1	Emergency Shelter (ES)	1	6.00
SOW - Streams of Joy 2	Emergency Shelter (ES)	7	6.43
USVETS - BP Ewa HOPTTEL	Emergency Shelter (ES)	2	4.50
USVETS - BP Hilo HOPTTEL Program	Emergency Shelter (ES)	1	8.00
USVETS - BP Kauai HOPTTEL Program	Emergency Shelter (ES)	4	6.25
USVETS - BP Pearl City HOPTTEL	Emergency Shelter (ES)	1	11.00
USVETS - BP Pearl City Seniors HOPTTEL	Emergency Shelter (ES)	1	3.00
USVETS - BP Respite Beds Barbers Point	Emergency Shelter (ES)	1	3.00
USVETS - WCC HPO Emergency Shelter	Emergency Shelter (ES)	27	14.41
WH - HPO Next Step Emergency Shelter	Emergency Shelter (ES)	29	2.52
ASI - HPO RRH Homeless Prevention	Homelessness Prevention	18	7.94

Timeliness Report - August 2019

Exits

Date Range: 8/1/2019 - 8/31/2019

Average Days Taken to Exit Enrollments (clients exited during reporting period)			
Program Name	Program Type	Total Exited Clients	Avg Days to Exit
CCH - HPO HPP Homeless Prevention	Homelessness Prevention	51	0.59
CCH - HPO SHEG NI Homelessness Prevention	Homelessness Prevention	7	10.00
CCH - HPO SHEG Oahu Homelessness Prevention	Homelessness Prevention	81	0.00
CCH - SSVF Priority 1 Homeless Prevention	Homelessness Prevention	6	1.00
FLC - ESG Maui Homelessness Prevention	Homelessness Prevention	7	0.00
FLC - HPO HPP Maui Homelessness Prevention	Homelessness Prevention	3	0.00
FLC - HPO RRH Homeless Prevention	Homelessness Prevention	1	0.00
HOPE - HPO RRH Homeless Prevention	Homelessness Prevention	11	3.73
IHS - HPO HPP Homelessness Prevention	Homelessness Prevention	27	10.30
IHS - HPO RRH Homeless Prevention	Homelessness Prevention	29	0.00
SARMY - HPO FSO RRH Homeless Prevention	Homelessness Prevention	1	0.00
USVETS - SSVF Priority 1 Homeless Prevention	Homelessness Prevention	3	5.33
RYSE	Other	7	0.00
ASI - Leeward CoC PSH	PH - Permanent Supportive Housing (dis	3	0.00
CCH - HPO Villages of Maili Bridge Housing	PH - Permanent Supportive Housing (dis	1	21.00
FLC - S+C 2	PH - Permanent Supportive Housing (dis	1	19.00
HOPE - HPO NI Housing First	PH - Permanent Supportive Housing (dis	6	16.00
HOPE - Kukui S+C Program	PH - Permanent Supportive Housing (dis	1	0.00
IHS - City FY15 Housing First PSH	PH - Permanent Supportive Housing (dis	9	0.00
IHS - SPC Home At Last 2010	PH - Permanent Supportive Housing (dis	6	4.50
IHS - SPC Home Sweet Home II	PH - Permanent Supportive Housing (dis	2	0.00
IHS - SPC No Place Like Home	PH - Permanent Supportive Housing (dis	2	9.50
KPHC - New Beginnings S+C Program	PH - Permanent Supportive Housing (dis	1	0.00
MHK - Safe Haven Permanent Supportive Housing	PH - Permanent Supportive Housing (dis	1	0.00
SHDC - Ekolu Group Homes Ahukini (Oahu)	PH - Permanent Supportive Housing (dis	1	1.00
SHDC - Kalaeloa (Headway House) CoC Funded (Oahu)	PH - Permanent Supportive Housing (dis	1	1.00
SHDC - Oahu Shelter Plus Care Program	PH - Permanent Supportive Housing (dis	2	1.00
USVETS - BP HPO Housing First PSH	PH - Permanent Supportive Housing (dis	11	11.00
USVETS - BP Leeward PSH	PH - Permanent Supportive Housing (dis	3	6.00
CCH - HPO HPP Rapid Re-housing	PH - Rapid Re-Housing	20	0.00
CCH - HPO SHEG NI Rapid Rehousing	PH - Rapid Re-Housing	1	26.00
CCH - HPO SHEG Oahu Rapid Re-Housing	PH - Rapid Re-Housing	29	0.00
CCH - SSVF Priority 1 Rapid Rehousing	PH - Rapid Re-Housing	4	3.50
FLC - HPO HPP Maui Rapid Re-housing	PH - Rapid Re-Housing	4	0.00
FLC - HPO RRH Rapid Re-Housing	PH - Rapid Re-Housing	5	1.20
HCAP - HPO RRH Rapid Re-Housing	PH - Rapid Re-Housing	1	7.00
HOPE - HPO HPP Rapid Re-housing	PH - Rapid Re-Housing	8	8.50
HOPE - HPO RRH Rapid Re-Housing	PH - Rapid Re-Housing	22	10.55
IHS - HPO HPP Rapid Re-housing	PH - Rapid Re-Housing	10	11.30
IHS - HPO RRH Rapid Re-Housing	PH - Rapid Re-Housing	1	0.00
SARMY - HPO FSO RRH Rapid Re-Housing	PH - Rapid Re-Housing	9	0.00
USVETS - SSVF Priority 1 Rapid Re-housing	PH - Rapid Re-Housing	29	7.55
USVETS - BP HPO GPD Low Demand	Safe Haven (SH)	2	8.50
KHAKE - Pu'uhonua Drop-in Center	Services Only	4	4.50
LASH - HPO Legal Services Program	Services Only	43	0.28
ALEA - Street Outreach Program	Street Outreach	2	18.50

Timeliness Report - August 2019
Date Range: 8/1/2019 - 8/31/2019

Exits

Average Days Taken to Exit Enrollments (clients exited during reporting period)			
Program Name	Program Type	Total Exited Clients	Avg Days to Exit
FLC - HPO Maui Regions 1, 2, 3, 6 - Street Outreach	Street Outreach	57	1.68
FLC - HPO Maui Regions 4, 5 - Street Outreach	Street Outreach	30	0.47
HHRC - Outreach	Street Outreach	1	0.00
HKIPA/WH - YO!	Street Outreach	2	0.00
HOPE - HPO Hawaii Regions 1, 8, 9, 10 - Street Outreach	Street Outreach	11	3.64
HOPE - HPO Hawaii Regions 2, 3, 4, 5, 6, 7 - Street Outreach	Street Outreach	7	1.29
HOPE - PATH Street Outreach Program	Street Outreach	9	5.67
IHS - HPO Oahu Region 1 - Street Outreach	Street Outreach	1	0.00
IHS - HPO Oahu Region 2 - Street Outreach	Street Outreach	27	0.15
IHS - HPO Oahu Region 4 - Street Outreach	Street Outreach	13	0.38
IHS - HPO Oahu Region 6 - Street Outreach	Street Outreach	1	0.00
KEO - HPO Kauai All Regions - Street Outreach	Street Outreach	12	5.75
KPHC - HPO Oahu Region 1 - Street Outreach	Street Outreach	5	0.40
KPHC - PATH Street Outreach Program	Street Outreach	8	0.13
KWO - HPO Oahu Region 7 - Street Outreach	Street Outreach	51	5.16
LASH - SSVF Legal Services Program	Street Outreach	1	0.00
MHK - Oahu Activity Center Homeless Outreach Program	Street Outreach	8	0.00
USVETS - BP HPO Oahu Region 3 - Street Outreach	Street Outreach	15	9.87
WCCHC - Homeless Outreach Program	Street Outreach	27	0.00
ASI - HPO Ohana Ola O Kahumana	Transitional Housing (TH)	70	7.77
CCH - HPO Ma'ili Land Transitional Housing	Transitional Housing (TH)	3	0.00
GHP - HOPWA Gregory House (Competitive TH)	Transitional Housing (TH)	1	0.00
GHP - HPO Community Residential Program TH	Transitional Housing (TH)	2	30.50
HAP - Na Kahua Hale O Ulu Wini	Transitional Housing (TH)	14	0.00
HCAP - HPO Kumuhonua	Transitional Housing (TH)	3	0.00
HNO - HPO Weinberg Village Waimanalo	Transitional Housing (TH)	5	0.00
HSI - HPO Kulaokahua Apts (TH for the Elderly)	Transitional Housing (TH)	2	1.50
HSI - HPO Na Kolea Rooming House	Transitional Housing (TH)	12	1.50
KEO - HPO Komohana Group Home TH	Transitional Housing (TH)	1	13.00
KHAKO - HPO Central TH	Transitional Housing (TH)	13	0.31
KHAKO - HPO Westside TH	Transitional Housing (TH)	17	4.94
KWO - HPO Onemalu Transitional Housing	Transitional Housing (TH)	12	2.00
SARMY - Ka Ohu Hou O Manoa FTS	Transitional Housing (TH)	2	6.00
USVETS - BP HPO GPD Bridge Housing	Transitional Housing (TH)	6	10.00
USVETS - BP HPO GPD Clinical Treatment	Transitional Housing (TH)	4	4.75
USVETS - BP SITH	Transitional Housing (TH)	1	11.00
USVETS - WCC SITH	Transitional Housing (TH)	3	5.33
WIN - HPO Bridge To Success Halawa TH	Transitional Housing (TH)	7	2.43
WIN - HPO Family House Aiea TH	Transitional Housing (TH)	2	12.00
Aggregates		2108	3.00